

PROJECT MANUAL

PROJECT NO. CT11004.06

SLOCOMB MILL COMPLEX ABATEMENT AND DEMOLITION

68 MATSON HILL ROAD
GLASTONBURY, CONNECTICUT

CONSTRUCTION DOCUMENTS
JULY 14, 2011

VOLUME 1 of 1

PROJECT MANUAL

Project No. CT11004.06

Date: 14 July 2011

SLOCOMB MILL COMPLEX
ABATEMENT AND DEMOLITION
68 Matson Hill Road
Glastonbury, Connecticut

FLETCHER-THOMPSON, INC.
ARCHITECTURE/ENGINEERING/INTERIOR DESIGN

Three Corporate Drive, Suite 500
Shelton, Connecticut 06484-6244
Telephone: (203) 225-6500
Fax: (203) 225-6800

OWNER

Town of Glastonbury
2155 Main Street
Glastonbury, Connecticut 06033

TABLE OF CONTENTS

DOCUMENT 00 01 10

INTRODUCTORY INFORMATION

- 00 01 00 - Project Manual Cover
- 00 01 01 - Project Title Page
- 00 01 10 - Table of Contents

BIDDING REQUIREMENTS

- 00 11 16 - Invitation to Bid
- 00 21 13 - Instructions to Bidders
- 00 31 26 - Existing Hazardous Material Information
- 00 41 16 - Bid Proposal Form

CONTRACTING REQUIREMENTS

- 00 61 00 - Bond Forms
- 00 72 00 - General Conditions
- 00 73 00 - Supplementary Conditions
- 00 73 43 - Wage Rates & Employment Requirements
- 00 90 13 - Addenda and Modifications

DIVISION 01 - GENERAL REQUIREMENTS

- 01 10 00 - Summary of Work
- 01 26 16 - Contractor's Requests for Information
- 01 32 03 - Demolition Progress Documentation
- 01 50 00 - Temporary Facilities and Controls
- 01 73 00 - Execution
- 01 74 19 - Construction Waste Management and Disposal
- 01 77 00 - Closeout Procedures
- 01 78 39 - Project Record Documents

DIVISION 02 - EXISTING CONDITIONS

- 02 41 16 - Structure Demolition
- 02 82 13 - Asbestos Abatement

DIVISION 03 - CONCRETE

NOT USED

DIVISION 04 - MASONRY

NOT USED

DIVISION 05 - METALS

NOT USED

DIVISION 06 - WOOD, PLASTICS, AND COMPOSITES

NOT USED

DIVISION 07 - THERMAL AND MOISTURE PROTECTION

NOT USED

DIVISION 08 - OPENINGS

NOT USED

DIVISION 09 - FINISHES

NOT USED

DIVISION 10 - SPECIALTIES

NOT USED

DIVISION 11 - EQUIPMENT

NOT USED

DIVISION 12 - FURNISHINGS

NOT USED

DIVISION 13 - SPECIAL CONSTRUCTION

NOT USED

DIVISION 14 - CONVEYING EQUIPMENT

NOT USED

DIVISION 21 - FIRE SUPPRESSION

NOT USED

DIVISION 22 - PLUMBING

NOT USED

DIVISION 23 - HVAC

NOT USED

DIVISION 26 - ELECTRICAL

NOT USED

DIVISION 27 - COMMUNICATIONS

NOT USED

DIVISION 28 - ELECTRONIC SAFETY AND SECURITY

NOT USED

DIVISION 31 - EARTHWORK

NOT USED

DIVISION 32 - EXTERIOR IMPROVEMENTS

NOT USED

DIVISION 33 - UTILITIES

NOT USED

ATTACHMENTS

- Attachment A - Existing Asbestos Report
- Attachment B - Existing Lead Report
- Attachment C - Prevailing Wage Rates
- Attachment D - Slocomb Mill Demolition Plans

END OF TABLE OF CONTENTS

THIS PAGE INTENTIONALLY LEFT BLANK

INVITATION TO BID

DOCUMENT 00 11 16

TOWN OF GLASTONBURY

INVITATION TO BID

<u>BID #</u>	<u>ITEM</u>	<u>DATE & TIME REQUIRED</u>
GL-2012-01	68 Matson Hill Road Demolition	Tuesday, August 2, 2011 at 11:00 A.M.

The Town of Glastonbury is currently seeking bids for the demolition of the former J.T. Slocomb manufacturing facility located at 68 Matson Hill Road.

Prevailing Wages: The Contractor must comply with Section 31-53 of the Connecticut General Statutes as amended, including annual adjustments in prevailing wages.

A mandatory pre-bid meeting and site walk-through will be held at 68 Matson Hill Road on Tuesday, July 26th, 2011 at 9:00 AM.

Bid Forms, Plans, and Specifications may be obtained from the Town's website at www.glastonbury-ct.gov at no cost or at the Office of the Purchasing Agent, Town Hall, 2155 Main Street, Glastonbury, Connecticut 06033, (second level) for a non-refundable fee of \$50.

The Town reserves the right to waive informalities or reject any part of, or the entire bid, when said action is deemed to be in the best interests of the Town. All Sealed Bids must be submitted to the Office of the Purchasing Agent no later than the time and date indicated. All bids will be publicly opened and read.

The Town of Glastonbury is an Affirmative Action/Equal Opportunity Employer. Minority / Women / Disadvantaged Business Enterprises are encouraged to bid.

Mary F. Visone
Purchasing Agent

THIS PAGE INTENTIONALLY LEFT BLANK

1. Sealed bids (**one original and one copy**) on the attached Bid Forms will be received at the Office of the Purchasing Agent, Town Hall, 2155 Main Street, Glastonbury, Connecticut 06033 (second level). At the designated time of opening, they will be publicly opened, read, recorded and placed on file.
2. Whenever it is deemed to be in the best interest of the Town, the Town Manager, Purchasing Agent or designated representative shall waive informalities in any and all bids. The right is reserved to reject any bid, or any part of any bid, when such action is deemed to be in the best interest of the Town of Glastonbury.
3. Bidders shall submit a Bid on a lump sum basis for the Base Bid and include a separate price of each alternate described in the Bidding Documents as provided for in the Bid Proposal. The price for each alternate will be the amount added to or deleted from the Base Bid if the Owner selects the alternate. The basis of award will be based upon the sum of the Base Bid plus the sum of any alternates accepted by the Owner. Bidders are advised that the alternate(s) listed herein are contingent upon conditions determined during demolition; the owner reserves the right to increase/decrease the awarded contract amount of any accepted alternate(s) as required during the contract period for this project.
4. Bids will be carefully evaluated as to conformance with stated specifications.
5. The envelope enclosing your bid should be clearly marked by bid number, time of bid opening, and date.
6. If a bid involves any exception from stated specifications, they must be clearly noted as exceptions, underlined, and attached to the bid.
7. The Bid Documents contain the provisions required for the requested item. Information obtained from an officer, agent, or employee of the Town or any other person shall not affect the risks or obligations assumed by the Bidder or relieve him/her from fulfilling any of the conditions of the bid.
8. Each Bidder is held responsible for the examination and/or to have acquainted themselves with any conditions at the job site which would affect their work before submitting a bid. Failure to meet this criteria shall not relieve the Bidder of the responsibility of completing the bid without extra cost to the Town of Glastonbury.
9. Any bid may be withdrawn prior to the above-scheduled time for the opening of bids or authorized postponement thereof. Any bid received after the time and date specified shall not be considered. No Bidder may withdraw a bid within sixty (60) days after the actual date of the opening thereof. Should there be reasons why a bid cannot be awarded within the specified period, the time may be extended by mutual agreement between the Town and the Bidder.

10. Each bid must be accompanied by a bid bond payable to the Town for ten percent (10%) of the total amount of the bid. The bid bond of the successful Bidder will be retained until the payment bond and performance bond have been executed and approved, after which it will be returned. A certified check may be used in lieu of a bid bond. The Town of Glastonbury will not be liable for the accrual of any interest on any certified check submitted. Cashier's checks will not be accepted.
11. A 100% Performance and Payment bond are required of the successful bidder. This bond shall cover all aspects of the specification and shall be delivered to the Purchasing Agent prior to the issuance of a purchase order.
12. The Bidder agrees and warrants that in the submission of this sealed Bid, they will not discriminate or permit discrimination against any person or group of persons on the grounds of race, color, religion, national origin, sex, or physical disability including, but not limited to blindness, unless it is shown by such Bidder that such disability prevents performance of that which must be done to successfully fulfill the terms of this sealed Bid or in any manner which is prohibited by the laws of the United States or the State of Connecticut: and further agrees to provide the Human Relations Commission with such information requested by the Commission concerning the employment practices and procedures of the Bidder. An Affirmative Action Statement will be required by the successful Bidder.
13. Bidder agrees to comply with all of the latest Federal and State Safety Standards and Regulations and certifies that all work required in this bid will conform to and comply with said standards and regulations. Bidder further agrees to indemnify and hold harmless the Town for all damages assessed against the Town as a result of Bidder's failure to comply with said standards and/or regulations.
14. All correspondence regarding any purchase made by the Town of Glastonbury shall reference the Town's purchase order number. Each shipping container shall clearly indicate both Town purchase order number and item number.
15. Bidder is required to review the Town of Glastonbury Code of Ethics adopted July 8, 2003 and effective August 1, 2003. Bidder shall acknowledge that they have reviewed the document in the area provided on the bid/proposal response page (BP). The selected Bidder will also be required to complete and sign an Acknowledgement Form prior to award. The Code of Ethics and the Consultant Acknowledgement Form can be accessed at the Town of Glastonbury website at www.glastonbury-ct.gov. Upon entering the website click on **General Information**, then **Bids and Quotes** which will bring you to the links for the **Code of Ethics** and the **Consultant Acknowledgement Form**. If the Bidder does not have access to the internet, a copy of these documents can be obtained through the Purchasing Department at the address listed within this bid/proposal.
16. **Non-Resident Contractors:**

The Town is required to report names of non-resident (out-of-State) contractors to the State of Connecticut, Department of Revenue Services (DRS) to ensure that Employment Taxes and other applicable taxes are being paid by Contractors. **Upon award, all non-resident contractors must furnish a five percent (5%) sales tax**

guarantee bond (State Form AU-766) or a cash bond for five percent (5%) of the total contract price (State Form AU-72) to DRS even though this project is exempt from most sales and use taxes.

See State Notice to Non-Resident Contractors SN 2005 (12). If the above bond is not provided, the Town is required to withhold five percent (5%) from the contractor's payments and forward it to the State DRS.

The contractor must promptly furnish to the Town a copy of the **Certificate of Compliance** issued by the State DRS.

17. Bidder shall include on a sheet(s) attached to its proposal a complete disclosure of all past and pending mediation, arbitration and litigation cases that the bidder or its principals (regardless of their place of employment) have been involved in for the most recent five years. Please include a statement of the issues in dispute and their resolution. Acceptability of Bidder based upon this disclosure shall lie solely with the Town.
18. Bidder or its principals, regardless of their place of employment, shall not have been convicted of, nor entered any plea of guilty, or nolo contendere, or otherwise have been found civilly liable or criminally responsible for any criminal offense or civil action. Bidder shall not be in violation of any State or local ethics standards or other offenses arising out of the submission of bids or proposals, or performance of work on public works projects or contracts.
19. It is the responsibility of the bidder to check the Town's website before submitting bid for addendums posted prior to bid opening.
20. **Prevailing Wage Rates:**

Respondents shall comply with State Statutes concerning Employment and Labor Practices, if applicable, and Section 31-53 of the Connecticut General Statutes, as amended (Prevailing Wages). Wage Rate Determination for this project from the State of Connecticut is included in the Bid Documents. Certified payrolls for site labor shall be submitted weekly to the Town's Representative or his designee on the correct State of Connecticut form (see Section 00 73 43). The Town reserves the right to, without prior notice, audit payroll checks given to workers on site in order to ascertain that wages and fringe benefits are being paid as required by the State of Connecticut. Please make special note of the State requirement to adjust wage and fringe benefit rates on each July 1st following the original published rates.

NOTE that respondent is to include in its proposal all costs required by such annual increases in the PREVAILING RATES. NO escalation clauses are to be included in the respondent's proposal and NO escalation clauses will be in the Contract Agreement. Respondent is to anticipate any future increases and include these costs in the proposal response.

Contractor's invoices will not be paid if certified payrolls are incomplete, incorrect or not received in a timely manner.

All Apprentices must be registered with the State of Connecticut and their number shall not exceed the number allowed by law. Otherwise, all workers must be paid at least the Journeyman rate listed including benefits.

OSHA SAFETY AND HEALTH CERTIFICATION

Effective July 1, 2009: Any Mechanic, Laborer, or Worker, who performs work in a classification listed on the prevailing wage rate schedule on any public works project covered under C.G.S. Section 31-53, both on site and on or in the public building, must have completed a federal OSHA Safety and Health course within the last 5 years.

21. Each bid shall also include a description of three (3) projects completed by the bidder with references to demonstrate successful experience with similar projects.

IMPORTANT: Failure to comply with general rules may result in disqualification of the Bidder.

NOTE: Any technical questions regarding this bid shall be made in writing (email acceptable) and directed to Stephen Braun, Assistant Town Engineer, 2155 Main Street, PO Box 6523, Glastonbury, CT 06033; stephen.braun@glastonbury-ct.gov. Telephone (860) 652-7743 between the hours of 8:00 a.m. – 4:30 p.m. For administrative questions concerning this bid/proposal, please contact Mary F. Visone, Purchasing Agent, at (860) 652-7588. All questions, answers, and/or addenda, as applicable will be posted on the Town's website at www.glastonbury-ct.gov. (Upon entering the website click on Bids & RFP's). The request must be received at least five (5) business days prior to the advertised response deadline. **It is the respondent's responsibility to check the website for addenda prior to submission of any bid/proposal.**

END OF SECTION

1.1 EXISTING HAZARDOUS MATERIAL INFORMATION

- A. This document with its referenced attachments is part of the Procurement and Contracting Requirements for project. They provide Owner's information for Bidders' convenience and are intended to supplement rather than serve in lieu of Bidders' own investigations. They are made available for Bidders' convenience and information, but are not a warranty of existing conditions. This document and its attachments are not part of the Contract Documents.
- B. An existing asbestos report for project, prepared by Triton Environmental, Inc., dated September 13, 2010, is included at the end of the Project Manual.
- C. An existing lead report for project, prepared by Triton Environmental, Inc., dated September 18, 2009, is included at the end of the Project Manual.

1.2 RELATED REQUIREMENTS

- A. Document 00 21 13 - Instructions to Bidders: The Bidder's responsibilities for examination of project site and existing conditions.
- B. Section 02 41 16 - Structure Demolition: Notification requirements if materials suspected of containing hazardous materials are encountered.
- C. Section 02 82 13 - Asbestos Abatement: Remediation of hazardous materials.

END OF DOCUMENT

THIS PAGE INTENTIONALLY LEFT BLANK

Proposal of _____
 (hereinafter called "Bidder"), organized and existing under the laws of the State of _____
 _____, doing business as _____
 _____.

To the Town of Glastonbury (hereinafter called "Town").

In compliance with your Invitation to Bid, the Bidder hereby proposed to furnish materials and/or services as per Bid Number GL-2012-01 in strict accordance with the Bid Documents, within the time set forth therein, and at the prices stated below.

By submission of this bid, the Bidder certifies, and in the case of a joint bid each party thereto certifies as to their own organization that this bid has been arrived at independently without consultation, communication, or agreement as to any matter relating to this bid with any other Bidder or with any competitor.

The Bidder acknowledges receipt of the following:

Addendum #1 _____

Addendum #2 _____

Addendum #3 _____

It is the responsibility of the Bidder to check the Town's website for any Addendum before submitting the bid.

BASE BID:

Perform asbestos removal and demolition of the multi-storied building located at 68 Matson Hill Road as specified in the Plans and Specifications for Bid #GL-2012-01, including protection of the existing smoke stack identified as Building No. 3 on the plans for the lump sum amount of:

_____ Dollars (\$ _____ .00)
 written figure

ADD ALTERNATE NO. 1: DEMOLITION OF BUILDING NO. 3 EXISTING SMOKESTACK

The undersigned proposes to furnish all Labor, Materials, Equipment and Services necessary to demolish the existing smokestack identified as Building No. 3 as described on the Plans and Specifications for the stipulated sum of:

Add to the Base Bid a Total of:

_____ Dollars (\$_____.00)
written figure

The Base Bid project schedule will be increased by _____ calendar days to complete the work indicated under Alternate 1.

TOTAL BID AMOUNT (INCLUDING BASE BID PLUS ADD ALTERNATE NO. 1)

_____ Dollars (\$_____.00)
written figure

Bidders are advised that the alternate(s) listed herein are contingent upon conditions determined during demolition; the Owner reserves the right to increase/decrease the awarded contract amount of any accepted alternate(s) as required during the contract period for this project.

OTHER ITEMS REQUIRED WITH SUBMISSION OF BID PROPOSAL:

The following bid checklist describes items required for inclusion with the above-referenced bid proposal package. It is provided for the convenience of the bidders and, therefore, should not be assumed to be a complete list.

- _____ 1. Included Bid Bond as per Section 10 of the Instructions to Bidders.
- _____ 2. Included Disclosure of Past and Pending Mediation, Arbitration, and Litigation cases against the Bidder or its Principals as per Section 17 of the Instructions to Bidders.
- _____ 3. Included Qualifications Statement as per Section 21 of the Instructions to Bidders.
- _____ 4. Checked Town web site for Addendums and acknowledged Addendums on Page 00 41 16-1.
- _____ 5. Acknowledged Code of Ethics on Page 00 41 16-3.
- _____ 6. Clearly marked envelope with Bid Number, Date, and Time of opening.

**TOWN OF GLASTONBURY
BID / PROPOSAL**

DATE ADVERTISED

7/18/2011

GL # or RPGL #

DATE / TIME DUE

2012-01

8/2/2011 at

11:00 A.M.

NAME OF PROJECT

68 MATSON HILL ROAD DEMOLITION

It is the responsibility of the Bidder to clearly mark the outside of the bid envelope with the Bid Number, Date and Time of Bid Opening, and it also THE RESPONSIBILITY OF THE BIDDER TO CHECK THE TOWN'S WEBSITE BEFORE SUBMITTING BID FOR ADDENDUMS POSTED PRIOR TO BID OPENING.

CODE OF ETHICS:

I/We have reviewed a copy of the Town of Glastonbury's Code of Ethics and agree to submit a Consultant Acknowledgement Form if I/We are selected. Yes _____ No _____ *

*Bidder is advised that effective August 1, 2003, the Town of Glastonbury cannot consider any bid or proposal where the Bidder has not agreed to the above statement.

Respectfully submitted:

Type or Print Name of Individual

Doing Business as (Trade Name)

Signature of Individual

Street Address

Title

City, State, Zip Code

Date

Telephone Number/Fax Number

E-Mail Address

SS# or TIN#

(Seal – If bid is by a Corporation)

Attest

PART 1 - GENERAL

1.1 PERFORMANCE AND PAYMENT BONDS

- A. The successful Bidder, shall be required to furnish a Performance Bond and a Labor and Material Payment Bond each in the amount of 100 percent of the Contract price payable to the Owner for the full performance of the Contract and for the payment of all obligations arising hereunder in a form satisfactory to the Owner.
- B. Contractor shall include the cost of the Bonds in the Lump Sum Base Bid Proposal. The cost for the Performance and Payment Bonds shall be paid directly by the Contractor.
- C. The Bonds, as well as the **Bid Bond**, must be provided by a Surety Company or Companies that meet the following qualifications as of the date of bid:
 - 1. Licensed to do business in the State of Connecticut and
 - 2. Listed on the current U.S. Treasury "T" List and
 - 3. Rated A or better by A.M. Best.

*NOTE: The Bidder shall require that the attorney-in-fact who executes the required bonds on behalf of the surety affix thereto a certified, current copy of the appropriate power of attorney.

PART 2 - MATERIALS (Not Used)

PART 3 - EXECUTION

3.1 ISSUANCE OF BONDS

- A. **Within seven (7) days after the award of Contract**, the successful Bidder shall be required to furnish a Performance Bond and a Labor and Material Payment Bond each in the amount of 100% of the Contract price payable to the Owner for the full performance of the Contract and for the payment of all obligations arising hereunder in a form satisfactory to the Owner.

END OF SECTION

THIS PAGE INTENTIONALLY LEFT BLANK

01.00 WORKMANSHIP, MATERIALS AND EMPLOYEES

01.01 Wherever in this contract the word “Engineer” is used, it shall be understood as referring to the Town Engineer/Manager of Physical Services of the Town of Glastonbury acting personally or through any assistants duly authorized.

01.02 The entire work described herein shall be completed in accordance with the plans and specifications to the full intent and meaning of the same. Unless otherwise specified, all materials incorporated in the permanent work shall be new, and both workmanship and material shall be of good quality. The Contractor shall, if required, furnish satisfactory evidence as to the kind and quality of materials.

01.03 The wording “furnish”, “install”, “construct”, “furnish and install”, or any similar terms, unless specifically noted to the contrary, shall include all labor, materials, water, tools, equipment, light, power, transportation, and any other services required for the completion of the work.

01.04 The Contractor shall at all times enforce strict discipline and good order among his employees, and shall seek to avoid employing on the work any unfit person or anyone not skilled in the work assigned to him.

02.00 SUPERINTENDENT

02.01 The Contractor shall keep on the work during its progress, in the absence of the Contractor, a competent Superintendent. The Superintendent shall be acceptable to the Engineer and shall fully represent the Contractor. All directions given to the Superintendent shall be binding as if given to the Contractor.

03.00 PRECONSTRUCTION MEETING

03.01 A Preconstruction Meeting will be held with the Engineer, Contractor, and any private utility company prior to commencing any work. The Engineer shall arrange the meeting based on a mutually convenient time.

04.00 PERMITS

04.01 Other than local permits, all permits, licenses, and fees required for the performance of the Contract work shall be secured and paid for by the Contractor.

05.00 PROPERTY ACCESS

05.01 The Contractor shall take all proper precautions to protect from injury or unnecessary interference, and provide proper means of access to abutting property where the existing access is cut off by the Contractor.

05.02 The Contractor shall take all proper precautions to protect persons from injury or unnecessary inconvenience and leave an unobstructed way along the public and private places for travelers, vehicles, and access to hydrants.

05.03 The Contractor shall make arrangements with the adjacent property owners for such trespass as he may reasonably anticipate in the performance of the work. All such arrangements shall be reported, in writing, to the Engineer.

06.00 PROTECTION OF THE PUBLIC AND OF WORK AND PROPERTY

06.01 The Contractor shall continuously maintain adequate protection of all work from damage, and shall take all reasonable precautions to protect the Town from injury or loss arising in connection with the Contract.

06.02 The Contractor shall adequately protect adjacent private and public property as provided by law and the Contract Documents.

06.03 The Contractor shall make good any damage, injury, or loss of his work and to the property of the Town resulting from lack of reasonable protective precautions.

07.00 EXISTING IMPROVEMENTS

07.01 The Contractor shall conduct his work so as to minimize damage to existing improvements. Except where specifically stated otherwise in the specifications, drawings, or as directed by the Engineer, it will be the responsibility of the Contractor to restore to their original condition, as near as practical, all improvements on public or private property. This shall include:

- a. Property within and adjacent to the side of installation such as shrubs, walks, driveways, fences, etc.
- b. Utility mains, ducts, poles, and services. The Contractor is hereby notified that utilities, if/where shown on the plans, are at approximate locations. These locations are subject to possible errors in the source of information and errors in transcription. The Contractor shall make certain of the exact location of all mains, ducts, poles, and services prior to excavation.

08.00 SEPARATE CONTRACTS

08.01 The Engineer reserves the right to let other contracts in connection with this work. The Contractor shall afford other contractors reasonable opportunity for the introduction and storage of their materials and the execution of their work, and shall properly connect and coordinate his work with theirs. Wherever work being done by the Town of Glastonbury forces or by other contractors is contiguous to work covered by this Contract, the respective rights of the various interests involved shall be established by the Engineer to secure the completion of the various portions of the work.

09.00 INSPECTION OF WORK

09.01 The Town shall provide sufficient personnel for the inspection of the work.

09.02 The Engineer shall at all times have access to the work whenever it is in preparation or progress, and the Contractor shall provide proper facilities for such access and for inspection.

09.03 If the specifications or the Engineer's instructions require any work to be specially tested or approved, the Contractor shall give the Engineer timely notice of its readiness for inspection and, if the inspection is by another authority other than the Engineer, of the date fixed for such inspection. Inspections by the Engineer shall be made promptly. If any work should be covered up without approval or consent of the Engineer, it must, if required by the Engineer, be uncovered for examination and properly restored at the Contractor's expense.

09.04 Reinspection of any work may be ordered by the Engineer. If such work is found to be in accordance with the Contract Documents, the Town shall pay the cost of reinspection and replacement. If such work is not in accordance with the Contract Documents, the Contractor shall pay such cost.

10.00 RIGHT TO INCREASE OR DECREASE WORK

10.01 The Town shall have the right to increase or decrease the amount of work herein specified as may be required.

11.00 RIGHT OF ENGINEER TO STOP WORK FOR WEATHER CONDITIONS

11.01 Should the work, in the opinion of the Engineer, be in danger by reason of inclemency of weather, or could not be finished in time to prevent such danger, the Contractor shall cease operations upon order of the Engineer, and shall not resume them until ordered to do so by the Engineer when the weather conditions are favorable. The Contractor shall, upon such orders, discontinue work, remove all materials or appliances for or in use upon the work, and place the streets in proper condition for use by the public during the time the work is suspended as herein provided, without cost to the Town.

12.00 CONTRACTOR TO BE RESPONSIBLE FOR IMPERFECT WORK OR MATERIALS

12.01 Any faithful work or imperfect material that may be discovered before the acceptance and the payment of the work shall be corrected upon the order of the Engineer. The acceptance and payment of the work does not in any manner relieve the Contractor of his obligation to construct work in the proper manner and the use of materials herein specified.

13.00 TOWN MAY NOTIFY CONTRACTOR IF WORK IS NOT CARRIED ON SATISFACTORILY

13.01 If, in the opinion of the Engineer, the Contractor is not proceeding with the work at a sufficient rate of progress so as to finish in the time specified, or has abandoned said work, or is not complying with the terms and stipulations or the Contract and specifications, the Engineer may serve notice on the Contractor to adopt such methods as will ensure the completion of the work in the time specified.

13.02 If, within five days after the Engineer has notified the Contractor that his work is not being carried on satisfactorily as before mentioned, the Engineer shall have the right to annul the Contract and manage the work under the direction of the Engineer, or re-let, for the very best interest of the Town as a new contract, the work under said new Contract shall be considered the responsibility of the defaulting Contractor.

13.03 Additional costs incurred over and above the original Contract shall be borne by the Performance Bond.

14.00 DEDUCTIONS FOR UNCORRECTED WORK

14.01 If the Engineer deems it inexpedient to correct work that has been damaged or that was not done in accordance with the Contract, an equitable deduction from the Contract price shall be made therefore.

14.02 The Contractor shall promptly remove from the premises all materials condemned by the Engineer as failing to meet Contract requirements, whether incorporated in the work or not, and the Contractor shall promptly replace and re-execute his own work in accordance with the Contract and without expense to the Town, and shall bear the expense of making good all work by other contractors destroyed or damaged by such removal or replacement.

14.03 If the Contractor does not remove such condemned work and materials as promptly as possible after written notice, the Engineer may remove them and store the materials at the expense of the Contractor.

15.00 CLEANING UP

15.01 The Contractor must remove all debris of every description as the work progresses and leave the surroundings in a neat and orderly condition to the satisfaction of the Engineer.

15.02 Upon completion, and before acceptance and final payment, the Contractor shall remove from the site all equipment, forms, surplus material, rubbish and miscellaneous debris and leave the site in a neat and presentable condition.

16.00 ROYALTIES AND PATENTS

16.01 The Contractor shall pay all royalties and license fees. He shall defend all suits or claims for infringement of any patent rights and shall save the Town of Glastonbury harmless from loss on account thereof, except that the Town of Glastonbury shall be responsible for all such loss when a particular manufacturer, product, or process is specified by the Town of Glastonbury.

END OF SECTION

THIS PAGE INTENTIONALLY LEFT BLANK

01.00 NOTICE TO CONTRACTOR

01.01 Intent of Contract: The intent of the Contract is to prescribe a complete work or improvement which the Contractor undertakes to do, in full compliance with the specifications, plans, special provisions, proposal and Contract. The contractor shall perform all work in close conformity with the plans or as modified by written orders, including the furnishing of all materials, supplies, transportation, labor, and all other things necessary to the satisfactory prosecution and completion of the project.

The buildings to be demolished are located on property of the Town of Glastonbury located at 68 Matson Hill Road. The Contractor shall exercise every care in every phase of the work to insure the safety and well being of persons and property.

02.00 COMMUNICATIONS

02.01 All notices, demands, requests, instructions, approvals, proposals, and claims must be in writing.

02.02 Any notice to, or demand upon, the Contractor shall be sufficiently given if delivered at the office of the Contractor stated on the signature page of the Agreement (or at such other office as the Contractor may, from time to time, designate) in a sealed, postage-prepaid envelope or delivered with charges prepaid to any telegraph company for transmission, in each case addressed to such office.

02.03 All papers required to be delivered to the Town shall, unless otherwise specified in writing to the Contractor, be delivered to the Town Engineer/Manager of Physical Services, 2155 Main Street, Glastonbury, CT 06033, and any notice to, or demand upon, the Town shall be delivered at the above address in a sealed, postage-prepaid envelope or delivered with charges prepaid to any telegraph company for transmission, in each case addressed to such office or to such other representatives of the Town, or to such other address as the Town may subsequently specify in writing to the Contractor for such purpose.

02.04 Any such notice shall be deemed to have been given as of the time of actual delivery or, in case of mailing, when the same should have been received in due course of post or, in the case of telegrams, at the time of actual receipt, as the case may be.

03.00 INSURANCE

03.01 The Contractor shall, at its own expense and cost, obtain and keep in force during the entire duration of the Project or Work the following insurance coverage covering the Contractor and all of its agents, employees and sub-contractors and other providers of services and shall name the **Town its employees and agents as an Additional Insured** on a primary and non-contributory basis to the Bidders

Commercial General Liability and Automobile Liability policies. **These requirements shall be clearly stated in the remarks section on the Contractors Certificate of Insurance.** Insurance shall be written with Carriers approved in the State of Connecticut and with a minimum Best's Rating of A-. In addition, all Carriers are subject to approval by the Town. Minimum Limits and requirements are stated below:

a. Worker's Compensation Insurance:

- Statutory Coverage
- Employer's Liability
- \$100,000 each accident/\$500,000 disease-policy limit/\$100,000 disease each employee

b. Commercial General Liability:

- Including Premises and Operations, Products and Completed Operations, Personal and Advertising Injury, Contractual Liability and Independent Contractors
- Limits of Liability for Bodily Injury and Property Damage
Each Occurrence: \$1,000,000
Aggregate: \$2,000,000
(The Aggregate Limit shall apply separately to each job.)
- A Waiver of Subrogation shall be provided.

c. Automobile Insurance:

- Including all owned, hired, borrowed, and non-owned vehicles
- Limit of Liability for Bodily Injury and Property Damage
Per Accident: \$1,000,000

d. Asbestos General Liability:

- Limit of Liability: \$1,000,000

03.02 The Bidder shall direct its Insurer to provide a Certificate of Insurance to the Town before any work is performed. The Contractor shall be responsible to notify the Town 30 days in advance with written notice of cancellation or non-renewal. The Certificate shall evidence all required coverage including the Additional Insured and Waiver of Subrogation. The Bidder shall provide the Town copies of any such insurance policies upon request.

03.03 INDEMNIFICATION: To the fullest extent permitted by law, the Contractor shall indemnify and hold harmless the Town and the Board of Education and its consultants, agents, and employees from and against all claims, damages, losses and expenses, direct, indirect or consequential (including but not limited to fees and

charges of engineers, attorneys and other professionals and court and arbitration costs) arising out of or resulting from the performance of the Contractor's work, provided that such claim, damage, loss or expense is caused in whole or in part by any negligent act or omission by the Contractor, or breach of its obligations herein or by any person or organization directly or indirectly employed or engaged by the Contractor to perform or furnish either of the services, or anyone for whose acts the Contractor may be liable, regardless of whether or not it is caused in part by a party indemnified hereunder.

04.00 WORK BY OTHERS

04.01 Private utilities, contractors, developers or other parties may be expected to be working within the Contract area during this Contract. It shall be the responsibility of the Contractor to coordinate his work with the work being done by others in order that the construction shall proceed in an efficient and logical manner. The Contractor shall have no claim or claims whatever against the Town, the Engineer, or other parties due to delays or other reasons caused by the work by others or his failure to coordinate such work.

05.00 CONTRACTOR'S WORK AND STORAGE AREA

05.01 The Contractor shall contact the Town to determine if any specific locations will be designated, or gain its approval prior to using any area for storage of equipment, materials and trailers during the period of this Contract. The Contractor shall confine his work/storage area to the limits as designated or approved and shall be responsible for the security of the work/storage area. Upon completion of the Contract, the Contractor shall remove all equipment and materials, except as otherwise specified, and restore the site to its original condition as approved by the Engineer and at not cost to the Town.

06.00 DISPOSAL AREA

06.01 The Tryon Street Bulky Waste Facility will be available to the Contractor, at no charge, for disposal of materials that are accepted at that facility. Acceptable materials include brush, stumps, demolition materials, and excess excavated earth materials. Unacceptable materials are hazardous wastes such as pesticides, oil based paints and thinners, or other wastes as designated by the State Department of Environmental Protection. Demolition material cannot contain asbestos or other hazardous materials. The Contractor is required to obtain a disposal area for all other unsuitable or surplus materials at no cost to the Town.

07.00 DUST CONTROL

07.01 During the progress of the work, the Contractor shall conduct his operations and maintain the area of his activities so as to minimize the creation and dispersion of dust. If the Engineer decides that it is necessary to use water or calcium chloride for more effective dust control, the Contractor shall furnish and spread the material, as directed, without additional compensation.

08.00 MAINTENANCE / GUARANTEE PERIOD

08.01 The Contractor shall be held responsible to the Town for maintenance for a minimum of one-year following completion of all work under this Contract with respect to defects, settlements, etc.

9.00 PROTECTION OF EXISTING UTILITIES

9.01 Before starting any excavation, the Contractor shall submit to the Engineer plans or details showing the proposed method the Contractor will use to support and protect all existing utilities during construction. The furnishing of such plans and details shall not serve to relieve the Contractor of any responsibility for the proper conduct of the work.

9.02 There will be no extra payment for submitting plans or details for supporting and protecting all existing utilities during construction.

10.00 TIME FOR COMPLETION/NOTICE TO PROCEED

10.01 Within ten (10) calendar days after the date of the Notice of Award, the Contractor must provide the appropriate bond and insurance certificates to the Town Purchasing Agent and must be issued a Purchase Order for the Project prior to initiating any work.

10.02 The work under this Contract shall be performed in five (5) phases as specified in Section 01 10 00. Work of each phase shall commence within fourteen (14) calendar days of the Notice to Proceed / Purchase Order. After the work of each phase has begun, it shall continue in an orderly fashion such that all contract work is completed within thirty (30) calendar days from the date of commencement.

11.00 RETAINAGE

11.01 Retainage amount shall be equal to five (5) percent.

12.00 MEASUREMENT AND PAYMENT

12.01 All direct, indirect, or incidental costs of work and/or services required by these specifications shall be included in the Lump Sum prices for the Base Bid and Add Alternate No. 1 as contained in the Bid Proposal.

12.02 Contract shall submit a schedule of values which corresponds to the five (5) phases of demolition as outlined in Section 01 10 00.

13.00 HAZARDOUS MATERIALS SURVEY REPORT

Refer to Section 00 31 26 for report.

14.00 LEAD BASED PAINT

Exposure levels of lead in the construction industry are regulated by 29 CFR 1926.62. Construction activities disturbing surfaces with lead-containing paint which are likely to be employed, such as sanding, grinding, welding, cutting and burning, have been known to expose workers to levels of lead in excess of the Permissible Exposure Limit (PEL). Conduct demolition and removal work specified in the technical sections of this specification in conformance with these regulations. In addition, construction debris/waste may be classified as hazardous waste. Disposal of hazardous waste material shall be in accordance with 40 CFR Parts 260 through 271 and Connecticut Hazardous Waste Management Regulations Section 22a-209-1; 22a-209-8(c); 22a-449(c)-11 and 22a-449(c)-100 through 110.

Testing for lead-based paint has been conducted at the facility scheduled for demolition. Under no circumstance shall this information be the sole means used by the Contractor for determining the extent of LBP. The Contractor shall be responsible for verification of all field conditions affecting performance of the work and disposal of demolition materials.

15.00 COMPLIANCE WITH APPLICABLE FEDERAL, STATE AND LOCAL REQUIREMENTS

This award of bid is subject to the conformance of the Contractor to all Federal, State, and Local laws, statutes, regulations, ordinances or other requirements that are applicable to the type of work contained in these specifications.

END OF SECTION

THIS PAGE INTENTIONALLY LEFT BLANK

PART 1 - GENERAL

1.1 WAGE RATES

- A. Wage Rate Determination for this project from the State of Connecticut is included at the end of the Project Manual.
- B. Certified Payrolls are required for site labor and shall be submitted weekly to the Town of Glastonbury (Owner) on the correct State form.
- C. Owner reserves the right to, without prior notice, audit payroll checks given to workers on site in order to ascertain that wages and fringe benefits are being paid as required by the State of Connecticut. The payroll reports shall correspond with the submitted daily reports (manpower).
- D. Contractor to comply with Connecticut General Statutes Section 31-53, as amended. ***NOTE:** The State requirement to adjust wage and fringe benefit rates on each July 1st following the original published rates are available online via the internet in which the contractor shall be responsible to obtain. Bidder shall include in its Bid Proposal all costs required by such annual increases in the Prevailing Rates. ***NOTE:** No Escalation Clauses shall be accepted in the bidder's proposal and No Escalation Clauses will be in the Contract Agreement. Bidder is to anticipate any future increases and include these costs in its quotation.
- E. Owner shall withhold payment to Contractors, if certified payroll reports are incomplete, incorrect or not received in a timely manner. In addition, the Contractor **MUST** submit Daily Reports to the Owner with the Contractor's manpower listed with worker classifications, and the certified payrolls must match counts on daily reports. ***NOTE: Daily Reports are required to be submitted by each contractor on the day after the date field labor is on site.**
- F. All apprentices must be registered with the State of Connecticut and their number shall not exceed the number allowed by law. Otherwise, all workers must be paid at least the Journeyman rate listed including benefits.

1.2 NON-DISCRIMINATION IN EMPLOYMENT AND AFFIRMATIVE ACTION

- A. All Contractors must certify and comply with all applicable requirements of Federal Executive Order No. 11246 as amended and State of Connecticut Executive Orders Three and Seventeen.
- B. By submitting its Bid, Bidder agrees and warrants that they will not discriminate, or permit discrimination, against any person or group of persons on the basis of race, color of skin, religion, national origin, sex, sexual orientation or physical disability

including, but not limited to, blindness, unless it is shown by said Bidder that such disability prevents performance of that which must be done to successfully fulfill the terms of this sealed bid or in any manner is prohibited by the laws of the United States or the State of Connecticut; and further agrees to provide, if requested, such information as the Human Rights Commission requires concerning employment practices and procedures of the Bidder. The Owner requires that, prior to Contract award, the Bidder must provide the Owner with a properly executed Affirmative Action Statement (form to be provided by the Owner.)

1.3 APPLICABLE LAWS, STATE LABOR STANDARD PROVISIONS, AND REGULATIONS

- A. Provisions of all applicable State Labor Standards must be complied with under this Contract.
- B. The execution of the Contract by the Bidder shall bind the contractor to all applicable State Labor Laws and Regulations. Reference Prevailing Wage Rates. ****NOTE: That these change annually on July 1 and all provisions for such changes in Prevailing Wage Rates are to be included in the Bidder's Lump Sum Proposal.***
- C. All other statutory laws, to the extent they are required to be incorporated into a contract by statute, are hereby deemed fully incorporated herein and in the Contract.
- D. Violation of Prevailing Wage Law requirements may cause Contract to be terminated and Owner reserves all of their rights if such termination is required.

PART 2 - MATERIALS

Not Used

PART 3 - EXECUTION

Not Used

END OF SECTION

PART 1 - GENERAL

1.1 DEFINITIONS

A. Addenda:

1. An addendum is a document that is added to the original Contract Documents before the signing of the Owner/Contractor agreement to clarify, revise, add to, or delete from the Contract Documents or previous addenda.
2. The primary purpose of an addendum is to clarify the Drawings and Project Manual and respond to questions raised by the Contractor, or issue new requirements, including decisions to decrease or increase the scope of certain work.

B. Construction Change Directives:

1. A Construction Change Directive is a document that is added to the Contract Documents and issued after the signing of the Owner/Contractor agreement to clarify, revise, add to, or delete from the Contract Documents or previous changes.
2. The primary purpose of a Construction Change Directive is to clarify the Drawings and Project Manual and respond to questions raised by the Contractor, or issue new requirements, including decisions to decrease or increase the scope of certain work.
3. Construction Change Directives altering the amount of the Contract Price shall result in Change Orders issued by the Trade Contractor and must be reviewed by the Owner, Architect, prior to Contractor implementation.

C. Request for Information (RFI): A document submitted by a Contractor requesting information clarifying a portion of the Contract Documents, hereinafter referred to as an RFI, which is required to properly perform the Work and handled under provisions of Section 01 26 16.

1.2 FORMAT

- A.** Changes will follow a consistent format and will be filed after this page in the Project Manual. Replace revised pages and sections of the Project Manual as applicable and discard obsolete pages. Insert new sections in the proper order in the Project Manual.

PART 2 - PRODUCTS

Not Used

PART 3 - EXECUTION

Not Used

END OF SECTION

THIS PAGE INTENTIONALLY LEFT BLANK

SUMMARY

SECTION 01 10 00

PART 1 - GENERAL

1.1 RELATED DOCUMENTS

- A. Drawings and general provisions of the Contract, including General and Supplementary Conditions and other Division 01 specification sections, apply to this section.

1.2 SECTION INCLUDES

- A. Project information.
- B. Work covered by Contract Documents.
- C. Phased construction.
- D. Access to site.
- E. Work restrictions.
- F. Specification and drawing conventions.
- G. Miscellaneous provisions.

1.3 RELATED REQUIREMENTS

- A. Section 01 50 00 - Temporary Facilities and Controls: Limitations and procedures governing temporary use of Owner's facilities.

1.4 PROJECT INFORMATION

- A. Project Identification: Slocomb Mill Complex Abatement and Demolition - FT Project No. CT11004.
 - 1. Project Location: 68 Matson Hill Road, Glastonbury, Connecticut.
- B. Owner: Town of Glastonbury, 2155 Main Street, Glastonbury, Connecticut 06033.
 - 1. Owner's Representative: Daniel Pennington, P.E., Town Engineer/Manager of Physical Services.
- C. Architect: Fletcher-Thompson, Inc., 146 Wyllys Street, Suite 1-118, Hartford, Connecticut 06106-1986.

1. Architect's Representative: Angela Cahill, AIA, LEED AP, Associate Principal.
- A. Architect's Consultants: The Architect has retained the following consultants who have prepared designated portions of the Contract Documents:
 1. Historian: Archaeological and Historical Services, Inc., 569 Middle Turnpike Road, P.O. Box 543, Storrs, Connecticut 06268, Telephone: 860-429-2142, Email: AHS@AHS-Inc.biz.
- B. Other Owner Consultants: The Owner has retained the following design professionals who have prepared designated portions of the Contract Documents:
 1. Environmental Consultant: Triton Environmental, Inc., 385 Church Street, Suite 201, Guilford, Connecticut 06437 has prepared the following portions of the Contract Documents:
 - a. Pre-Demolition Asbestos Survey.
 - b. Pre-Demolition Lead Survey.

1.5 WORK COVERED BY CONTRACT DOCUMENTS

- A. The Work of project is defined by the Contract Documents and consists of the following:
 1. Abatement of existing asbestos and lead in buildings to be demolished, demolition of existing buildings, and site work.
- B. Type of Contract:
 1. Project will be constructed under a single prime contract.

1.6 PHASED CONSTRUCTION

- A. The Work shall be conducted in five (5) phases corresponding to the ages and locations of the existing buildings, with each phase substantially complete as indicated:
 1. Phase 1: Abatement Work of this phase shall commence within 14 days after the Notice to Proceed and be substantially complete within 30 days after the Notice to Proceed.
 2. Phase 2: Demolition Work of this phase shall commence within 14 days after the Notice to Proceed and be substantially complete within 30 days after the Notice to Proceed. Phase 2 will include Building Nos. 15, 16, 17, 18, 19, 20, 21, 22, 23, 24, 25, and 27. Schedule demolition of Building Nos. 17 and 18 to occur at the end of Phase 2 to avoid the likelihood of demolition materials entering the brook on the property.
 3. Phase 3: Demolition Work of this phase shall commence within 14 days after the Notice to Proceed and be substantially complete within 30 days after the Notice to Proceed. Phase 3 will include Building Nos. 4, 11, 12, 13, 14, and 26.

4. Phase 4: Demolition Work of this phase shall commence within 14 days after the Notice to Proceed and be substantially complete within 30 days after the Notice to Proceed. Phase 4 will include Building Nos. 1 (except for granite walls), 2, 3, 5, 6, 7, 8, 9, 10, and 28. As part of the Base Bid, the existing smokestack identified as Building No. 3, shall be protected from damage during demolition of surrounding buildings as described in Section 02 41 16. Work to be performed under Add Alternate No. 1 includes the demolition of Building No. 3, which shall not proceed unless directed by the Owner.
5. Phase 5: Restoration of site shall commence within 14 days after the Notice to Proceed and be substantially complete within 30 days after the Notice to Proceed.

- B. Between each of five (5) phases, the Architect and Historian will review previously hidden building components. If significant building components or related artifacts are found during the review, a determination will be made by the Owner, with recommendations from the Architect and Historian, regarding their disposition prior to proceeding with the next phase of abatement and demolition. The time between the phases to document and review the building will be a maximum of 60 days.
- C. The demolition will not remove the entire building. The granite walls of the original mill building will remain, along with any other components found during demolition determined to be significant enough to leave in place.
- D. Refer to Demolition Plans for phased construction building numbers, locations of protection systems required, approximate location of granite walls to remain, work area limitations, staging areas, erosion and sedimentation control, and other requirements.
- E. Before commencing Work of each phase, submit an updated copy of Contractor's construction schedule showing the sequence, commencement and completion dates for all phases of the Work.

1.7 ACCESS TO SITE

- A. General: Contractor shall have full use of project site for construction operations during construction period. Contractor's use of project site is limited only by Owner's right to perform work or to retain other contractors on portions of project.
- B. Use of Site: Limit use of project site to work in areas indicated. Do not disturb portions of project site beyond areas in which the Work is indicated.

1.8 WORK RESTRICTIONS

- A. Work Restrictions, General: Comply with restrictions on construction operations.
 1. Comply with limitations on use of public streets and with other requirements of authorities having jurisdiction.
- B. On-Site Work Hours: Limit work in the existing building to normal business working hours of 7:00 a.m. to 5:00 p.m., Monday through Friday, unless otherwise indicated.

- C. Controlled Substances: Use of tobacco products and other controlled substances on project site is not permitted.
- D. Employee Identification: Provide identification tags for Contractor personnel working on project site. Require personnel to use identification tags at all times.

1.9 SPECIFICATION AND DRAWING CONVENTIONS

- A. Specification Content: The specifications use certain conventions for the style of language and the intended meaning of certain terms, words, and phrases when used in particular situations. These conventions are as follows:
 - 1. Imperative mood and streamlined language are generally used in the specifications. The words "shall," "shall be," or "shall comply with," depending on the context, are implied where a colon (:) is used within a sentence or phrase.
 - 2. Specification requirements are to be performed by Contractor unless specifically stated otherwise.
- B. Division 01 General Requirements: Requirements of sections in Division 01 apply to the Work of all sections in the specifications.
- C. Drawing Coordination: Requirements for materials and products identified on Drawings are described in detail in the specifications. One (1) or more of the following are used on Drawings to identify materials and products:
 - 1. Terminology: Materials and products are identified by the typical generic terms used in the individual specifications sections.
 - 2. Abbreviations: Materials and products are identified by abbreviations published as part of the U.S. National CAD Standard and scheduled on Drawings.
 - 3. Keynoting: Materials and products are identified by reference keynotes referencing specification section numbers found in this Project Manual.

1.10 MISCELLANEOUS PROVISIONS

- A. Permits: Obtain, as a minimum, the following permits:
 - 1. Town of Glastonbury Building Department - Demolition permit.
 - 2. Town of Glastonbury Public Works - Use of Bulky Waste Disposal Site.
- B. Obtain, at no expense to the Owner, all permits and licenses, pay all charges and fees, and give all notices necessary and due in connection with the lawful execution of the Work. Submit proof of having obtained the above, and any other necessary permits.
- C. Comply with all applicable Federal, State and Local codes, laws, ordinances, charters, regulations and rules.
- D. Comply with all applicable health and safety rules related to performance of the Work.

PART 2 - PRODUCTS (Not Used)

PART 3 - EXECUTION (Not Used)

END OF SECTION

THIS PAGE INTENTIONALLY LEFT BLANK

PART 1 - GENERAL

1.1 RELATED DOCUMENTS

- A. Drawings and general provisions of the Contract, including General and Supplementary Conditions and other Division 01 specification sections, apply to this section.

1.2 SECTION INCLUDES

- A. Administrative requirements for requests for information.

1.3 DEFINITIONS

- A. Request For Information (RFI): A document submitted by a Contractor requesting information clarifying a portion of the Contract Documents, hereinafter referred to as an RFI, which is required to properly perform the Work.
- B. Improper RFI: An RFI that is not properly prepared or that requests information that, in the opinion of the Architect, is discernable from the Contract Documents, that has previously been addressed and documented in job meeting minutes or where time permits it to be addressed at a subsequent job meeting.
 - 1. Costs incurred by the Architect to process an Improper RFI will be backcharged to the Contractor in accordance with procedures set forth elsewhere in this Section.

1.4 CONTRACTOR'S REQUESTS FOR INFORMATION FORM

- A. RFIs shall be submitted on a form prepared by the Contractor and approved by the Architect, which shall include the following items:
 - 1. Date of RFI
 - 2. RFI Number
 - 3. To (Including Name, Address, Phone and Fax Numbers of Recipient)
 - 4. From (Including Name, Address, Phone and Fax Numbers of Sender)
 - 5. Project Name
 - 6. Architect's Project Number
 - 7. Latest date response is required by Sender
 - 8. Clearly stated description of information required.
 - 9. A space for the Recipient to indicate if a Potential Cost / Time Change is anticipated.
 - 10. Contractor's proposed solution or recommendation.
 - 11. A space for the Recipient to record the Response Date.
 - 12. A space for the Recipient to record the Respondent's name.

13. A space for the Recipient to record the response.

1.5 SUBMITTAL OF RFI'S BY CONTRACTOR

- A. A properly prepared request for information shall include a detailed written statement that indicates the specific Drawings or Specification in need of clarification and the nature of the clarification requested.
1. Forms shall be completely filled in, and if prepared by hand, shall be fully legible after photocopying or transmission by facsimile (fax).
 - a. Drawings shall be referenced by number and location on the drawing sheet.
 - b. Specifications shall be referenced by Section number, page and paragraph.
 2. RFI's shall be submitted in numerical order with no breaks in the consecutive numbering.
 3. Each page of attachments to RFI's shall bear the RFI number in upper right hand corner and shall be consecutively numbered in chronological order.
 4. RFI's may be submitted by E-Mail, facsimile or regular mail; E-mail addresses will be distributed at the Pre-Construction Conference. Contractor shall use only one (1) transmission method, e-mail, facsimile or regular mail for each RFI; follow-ups in another form shall not be sent.
- B. When the Contractor is unable to determine from the Contract Documents, the material, process or system to be installed, the Architect shall be requested to make a clarification of the indeterminate item.
1. When possible, such clarification shall be requested at the next appropriate project meeting, with the response entered into the meeting minutes. When clarification at the meeting is not possible, either because of the urgency of the need, or the complexity of the item, Contractor shall prepare and submit an RFI to the Architect.
- C. RFI's from subcontractors, vendors or material suppliers must be submitted through, reviewed by, and signed by the Contractor prior to submittal to the Architect's designated representative.
- D. Contractor shall carefully study the Contract Documents to assure that the RFI is not an "Improper RFI."
- E. RFI's shall not be used for the following purposes:
1. To request approval of submittals.
 2. To request approval of substitutions.
 3. To request changes which are known to entail additional cost or credit. Use a Change Order Request form instead.
 4. To request different methods of performing work other than those drawn and / or specified.

- F. In the event the Contractor believes that a clarification by the Architect will result in additional cost or time, Contractor shall not proceed with the work indicated by the RFI until a Change Order (or Construction Change Directive, if applicable to project) is prepared and approved.
- G. Contractor shall prepare and maintain a log of RFI's, and at any time requested by the Architect, Contractor shall furnish copies of the log showing outstanding RFI's. Contractor shall note unanswered RFI's in the log.

1.6 ARCHITECT'S PROCESSING OF RFI'S

- A. The Architect will require a minimum of five (5) working days from Architect's receipt to respond to the RFI.
- B. Answered RFI's shall not be construed as approval to perform extra work.
- C. Architect will respond to RFI's on one of the following forms:
 - 1. Properly Prepared RFI's:
 - a. Response directly upon Request for Information form or attached thereto.
 - 2. Improper RFI's That Are Not Properly Prepared:
 - a. Returned noted "IMPROPER - INCOMPLETE."
 - 3. Improper RFI's That Have Been Previously Addressed or Addressed in Meeting Minutes:
 - a. Returned noted "IMPROPER – PREVIOUSLY ADDRESSED."
 - 4. Improper RFI's That Are Adequately Addressed on Contract Documents:
 - a. Returned noted "IMPROPER – SEE CONTRACT DOCUMENTS."

1.7 PROCEDURES FOR ARCHITECT'S PROCESSING OF RFI'S

- A. Process for Backcharging:
 - 1. Improper RFI's will be processed by the Architect at the Architect's standard hourly billing rates.
 - 2. Architect will charge the Owner and the Owner will deduct such costs from monies still due the Contractor.

PART 2 - PRODUCTS (Not Used)

PART 3 - EXECUTION (Not Used)

END OF SECTION

THIS PAGE INTENTIONALLY LEFT BLANK

PART 1 - GENERAL

1.1 RELATED DOCUMENTS

- A. Drawings and general provisions of the Contract, including General and Supplementary Conditions and other Division 01 specification sections, apply to this section.

1.2 SECTION INCLUDES

- A. Administrative and procedural requirements for documenting the progress of demolition during performance of the Work, including the following:
 - 1. Contractor's demolition schedule.
 - 2. Demolition schedule updating reports.
 - 3. Daily demolition reports.
 - 4. Site condition reports.

1.3 DEFINITIONS

- A. Activity: A discrete part of a project that can be identified for planning, scheduling, monitoring, and controlling the demolition project. Activities included in a demolition schedule consume time and resources.
 - 1. Critical Activity: An activity on the critical path that must start and finish on the planned early start and finish times.
 - 2. Predecessor Activity: An activity that precedes another activity in the network.
 - 3. Successor Activity: An activity that follows another activity in the network.
- B. Resource Loading: The allocation of manpower and equipment necessary for the completion of an activity as scheduled.

1.4 INFORMATIONAL SUBMITTALS

- A. Format for Submittals: Submit required submittals in the following format:
 - 1. Two (2) paper copies.
- B. Contractor's Demolition Schedule: Initial schedule, of size required to display entire schedule for entire demolition period.
- C. CPM Reports: Concurrent with CPM schedule, submit each of the following reports. Format for each activity in reports shall contain activity number, activity description,

cost and resource loading, original duration, remaining duration, early start date, early finish date, late start date, late finish date, and total float in calendar days.

1. Activity Report: List of all activities sorted by activity number and then early start date, or actual start date if known.
2. Logic Report: List of preceding and succeeding activities for all activities, sorted in ascending order by activity number and then early start date, or actual start date if known.
3. Total Float Report: List of all activities sorted in ascending order of total float.
4. Earnings Report: Compilation of Contractor's total earnings from the Notice to Proceed until most recent Application for Payment.

D. Demolition Schedule Updating Reports: Submit with Applications for Payment.

E. Site Condition Reports: Submit at time of discovery of differing conditions.

1.5 COORDINATION

A. Coordinate Contractor's demolition schedule with the schedule of values, submittal schedule, progress reports, payment requests, and other required schedules and reports.

1. Secure time commitments for performing critical elements of the Work from entities involved.
2. Coordinate each demolition activity in the network with other activities and schedule them in proper sequence.

PART 2 - PRODUCTS

2.1 CONTRACTOR'S DEMOLITION SCHEDULE, GENERAL

A. Time Frame: Extend schedule from date established for commencement of the Work to date of Substantial Completion.

1. Contract completion date shall not be changed by submission of a schedule that shows an early completion date, unless specifically authorized by Change Order.

B. Activities: Treat each story or separate area as a separate numbered activity for each main element of the Work. Comply with the following:

1. Activity Duration: Define activities so no activity is longer than 10 days, unless specifically allowed by Architect.
2. Submittal Review Time: Include review and resubmittal times in schedule. Coordinate submittal review times in Contractor's demolition schedule with submittal schedule.
3. Substantial Completion: Indicate completion in advance of date established for Substantial Completion, and allow time for Architect's administrative procedures necessary for certification of Substantial Completion.

4. Punch List and Final Completion: Include not more than 30 days for completion of punch list items and final completion.
- C. Constraints: Include constraints and work restrictions indicated in the Contract Documents and as follows in schedule, and show how the sequence of the Work is affected.
1. Phasing: Arrange list of activities on schedule by phase including stops for observation between phases.
 2. Work under More Than One (1) Contract: Include a separate activity for each contract.
 3. Work by Owner: Include a separate activity for each portion of the Work performed by Owner.
 4. Work Restrictions: Show the effect of the following items on the schedule:
 - a. Coordination with existing construction.
 - b. Seasonal variations.
 - c. Environmental control.
 5. Demolition Areas: Identify each major area of demolition for each major portion of the Work. Indicate where each demolition activity within a major area must be sequenced or integrated with other demolition activities to provide for the following:
 - a. Structural stability of remaining construction.
 - b. Substantial Completion.
- D. Milestones: Include milestones indicated in the Contract Documents in schedule, including, but not limited to, the Notice to Proceed, Substantial Completion, and final completion.
- E. Upcoming Work Summary: Prepare summary report indicating activities scheduled to occur or commence prior to submittal of next schedule update. Summarize the following issues:
1. Unresolved issues.
 2. Unanswered Requests for Information.
 3. Rejected or unreturned submittals.
 4. Notations on returned submittals.
 5. Pending modifications affecting the Work and Contract Time.
- F. Recovery Schedule: When periodic update indicates the Work is 14 or more calendar days behind the current approved schedule, submit a separate recovery schedule indicating means by which Contractor intends to regain compliance with the schedule. Indicate changes to working hours, working days, crew sizes, and equipment required to achieve compliance, and date by which recovery will be accomplished.

2.2 CONTRACTOR'S DEMOLITION SCHEDULE (GANTT CHART)

- A. Gantt-Chart Schedule: Submit a comprehensive, fully developed, horizontal, Gantt-chart-type, Contractor's demolition schedule within 10 days of date established for commencement of the Work.
- B. Preparation: Indicate each significant demolition activity separately. Identify first workday of each week with a continuous vertical line.
 - 1. For demolition activities that require three (3) months or longer to complete, indicate an estimated completion percentage in 10 percent increments within time bar.

2.3 REPORTS

- A. Daily Demolition Reports: Prepare a daily demolition report recording the following information concerning events at project site:
 - 1. List of subcontractors at project site.
 - 2. List of separate contractors at project site.
 - 3. Approximate count of personnel at project site.
 - 4. Equipment at project site.
 - 5. High and low temperatures and general weather conditions, including presence of rain or snow.
 - 6. Accidents.
 - 7. Meetings and significant decisions.
 - 8. Unusual events.
 - 9. Stoppages, delays, shortages, and losses.
 - 10. Meter readings and similar recordings.
 - 11. Emergency procedures.
 - 12. Orders and requests of authorities having jurisdiction.
 - 13. Change Orders received and implemented.
 - 14. Construction Change Directives received and implemented.
 - 15. Services connected and disconnected.
 - 16. Substantial Completions authorized.
- B. Site Condition Reports: Immediately on discovery of a difference between site conditions and the Contract Documents, prepare and submit a detailed report. Submit with a Request for Information. Include a detailed description of the differing conditions, together with recommendations for changing the Contract Documents.

PART 3 - EXECUTION

3.1 CONTRACTOR'S DEMOLITION SCHEDULE

- A. Contractor's Demolition Schedule Updating: At bi-weekly intervals, update schedule to reflect actual demolition progress and activities. Issue schedule one (1) week before each regularly scheduled progress meeting.

1. Revise schedule immediately after each meeting or other activity where revisions have been recognized or made. Issue updated schedule concurrently with the report of each such meeting.
 2. Include a report with updated schedule that indicates every change, including, but not limited to, changes in logic, durations, actual starts and finishes, and activity durations.
 3. As the Work progresses, indicate final completion percentage for each activity.
- B. Distribution: Distribute copies of approved schedule to Architect, Owner, separate contractors, testing and inspecting agencies, and other parties identified by Contractor with a need-to-know schedule responsibility.
1. Post copies in project meeting rooms and temporary field offices.
 2. When revisions are made, distribute updated schedules to the same parties and post in the same locations. Delete parties from distribution when they have completed their assigned portion of the Work and are no longer involved in performance of demolition activities.

END OF SECTION

THIS PAGE INTENTIONALLY LEFT BLANK

TEMPORARY FACILITIES AND CONTROLS

SECTION 01 50 00

PART 1 - GENERAL

1.1 RELATED DOCUMENTS

- A. Drawings and general provisions of the Contract, including General and Supplementary Conditions and other Division 01 specification sections, apply to this section.

1.2 SECTION INCLUDES

- A. Requirements for temporary utilities, support facilities, and security and protection facilities.

1.3 RELATED REQUIREMENTS

- A. Section 01 10 00 - Summary: Work restrictions and limitations on utility interruptions.

1.4 USE CHARGES

- A. General: Installation and removal of and use charges for temporary facilities shall be included in the Contract Sum unless otherwise indicated. Allow other entities to use temporary services and facilities without cost, including, but not limited to, Owner's separate forces, surveyors, Architect, testing agencies, and authorities having jurisdiction.
- B. Sewer Service: Pay sewer-service use charges for sewer usage by all entities for construction operations.
- C. Water Service: Pay water-service use charges for water used by all entities for construction operations.
- D. Electric Power Service: Pay electric-power-service use charges for electricity used by all entities for construction operations.

1.5 INFORMATIONAL SUBMITTALS

- A. Fire-Safety Program: Show compliance with requirements of NFPA 241 and authorities having jurisdiction. Indicate Contractor personnel responsible for management of fire-prevention program.

1.6 QUALITY ASSURANCE

- A. Electric Service: Comply with NECA, NEMA, and UL standards and regulations for temporary electric service. Install service to comply with NFPA 70.
- B. Tests and Inspections: Arrange for authorities having jurisdiction to test and inspect each temporary utility before use. Obtain required certifications and permits.

PART 2 - PRODUCTS

2.1 MATERIALS

- A. Chain-Link Fencing: Minimum 2-inch, 0.148-inch thick, galvanized-steel, chain-link fabric fencing; minimum eight (8) feet high with galvanized-steel pipe posts; minimum 2-3/8-inch OD line posts and 2-7/8-inch OD corner and pull posts, with 1-5/8-inch OD top rails.
 - 1. Windscreen: Knitted high density polyethylene fabric, height to match chain-link fence height, taped edges, grommets at two (2) ft on center; weight: 4.9 oz/sq yd, tensile strength: 146 lbs warp, 124 lbs fill; burst strength: 210 psi; Basis-of-Design: Elite Knit manufactured by ci Fabrics, San Diego, CA 92154, telephone: 800-622-7169, fax: 619-661-160, email: info@cifabrics.com.
- B. Silt Fencing:
 - 1. Filter Fabric: Geotextile complying with ASTM D4439 and consisting of polymeric filaments formed into a stable network such that filaments retain their relative positions. Filaments shall consist of a long-chain synthetic polymer composed of at least 85 percent by weight of ester, propylene, or amide, and contains stabilizers and/or inhibitors added to the base plastic to make the filaments resistant to deterioration due to ultraviolet and heat exposure. Synthetic filter fabric shall contain ultraviolet ray inhibitors and stabilizers to assure a minimum of six (6) months of expected usable construction life at a temperature range of 0 degrees to 120 degrees F.
 - 2. Stakes and Posts:
 - a. Wood Stakes: Oak with minimum cross section of 2 by 2 inches or pine with minimum cross section of 4 by 4 inches; minimum length of five (5) feet.
 - b. Steel Posts: Standard "U" or "T" section with minimum mass of 1.33-lbs/lin ft and minimum length of five (5) feet.

2.2 TEMPORARY FACILITIES

- A. Field Offices, General: Prefabricated or mobile units with serviceable finishes, temperature controls, and foundations adequate for normal loading.
- B. Storage Sheds: Provide sheds sized, furnished, and equipped to accommodate materials and equipment for demolition operations.

1. Store combustible materials apart from building.

2.3 EQUIPMENT

- A. Fire Extinguishers: Portable, UL rated; with class and extinguishing agent as required by locations and classes of fire exposures.

PART 3 - EXECUTION

3.1 INSTALLATION, GENERAL

- A. Locate facilities where they will serve project adequately and result in minimum interference with performance of the Work. Relocate and modify facilities as required by progress of the Work.
 1. Locate facilities to limit site disturbance as specified in Section 01 10 00.

3.2 TEMPORARY UTILITY INSTALLATION

- A. General: Install temporary service or connect to existing service.
 1. Arrange with utility company and Owner, for time when service can be interrupted, if necessary, to make connections for temporary services.
- B. Sewers and Drainage: Provide temporary utilities to remove effluent lawfully.
 1. Connect temporary sewers to municipal system as directed by authorities having jurisdiction.
- C. Water Service: Connect to Owner's existing water service facilities. Clean and maintain water service facilities in a condition acceptable to Owner.
- D. Sanitary Facilities: Provide temporary toilets, wash facilities, and drinking water for use of construction personnel. Comply with requirements of authorities having jurisdiction for type, number, location, operation, and maintenance of fixtures and facilities.
- E. Electric Power Service: Connect to Owner's existing electric power service. Maintain equipment in a condition acceptable to Owner.
- F. Lighting: Provide temporary lighting with local switching that provides adequate illumination for construction operations, observations, inspections, and traffic conditions.
 1. Install and operate temporary lighting that fulfills security and protection requirements without operating entire system.
- G. Telephone Service: Provide temporary telephone service in common-use facilities for use by all demolition personnel. Install one (1) telephone line(s) for each field office.
 1. At each telephone, post a list of important telephone numbers.
 - a. Police and fire departments.

- b. Ambulance service.
 - c. Contractor's home office.
 - d. Contractor's emergency after-hours telephone number.
 - e. Architect's office.
 - f. Engineers' offices.
 - g. Owner's office.
 - h. Principal subcontractors' field and home offices.
2. Provide superintendent with cellular telephone or portable two-way radio for use when away from field office.

3.3 SUPPORT FACILITIES INSTALLATION

- A. General: Comply with the following:
 1. Provide construction for temporary offices, shops, and sheds located within construction area or within 30 feet of building lines that is noncombustible according to ASTM E136. Comply with NFPA 241.
 2. Maintain support facilities until Architect schedules Substantial Completion inspection. Remove before Substantial Completion.
- B. Temporary Roads and Paved Areas: Construct and maintain temporary roads and paved areas adequate for construction operations. Locate temporary roads and paved areas as directed by Owner.
 1. Provide dust-control treatment that is nonpolluting and non-tracking. Reapply treatment as required to minimize dust.
- C. Traffic Controls: Comply with requirements of authorities having jurisdiction.
 1. Protect existing site improvements to remain including curbs, pavement, and utilities.
 2. Maintain access for fire-fighting equipment and access to fire hydrants.
- D. Parking: Provide temporary parking areas for construction personnel.
- E. Dewatering Facilities and Drains: Comply with requirements of authorities having jurisdiction. Maintain project site, excavations, and construction free of water.
 1. Dispose of rainwater in a lawful manner that will not result in flooding project or adjoining properties or endanger permanent Work or temporary facilities.
 2. Remove snow and ice as required to minimize accumulations.
- F. Project Signs: Provide project signs as indicated. Unauthorized signs are not permitted.
 1. Identification Signs: Provide project identification signs as directed by Owner or authorities having jurisdiction.
 2. Temporary Signs: Provide other signs as indicated and as required to inform public and individuals seeking entrance to project.
 3. Maintain and touchup signs so they are legible at all times.
- G. Waste Disposal Facilities: Comply with requirements specified in Section 01 74 19.

3.4 SECURITY AND PROTECTION FACILITIES INSTALLATION

- A. Protection of Existing Facilities: Protect existing vegetation, equipment, structures, utilities, and other improvements at project site and on adjacent properties, except those indicated to be removed or altered. Repair damage to existing facilities to remain.
- B. Environmental Protection: Provide protection, operate temporary facilities, and conduct construction as required to comply with environmental regulations and that minimize possible air, waterway, and subsoil contamination or pollution or other undesirable effects.
 - 1. Comply with work restrictions specified in Section 01 10 00.
- C. Temporary Erosion and Sedimentation Control: Comply with erosion and sedimentation control plan provided by Owner.
 - 1. Silt Fencing: Extend silt fences a minimum of 16 inches above the ground surface without exceeding 34 inches above ground surface. Provide filter fabric from a continuous roll cut to the length of the barrier to avoid the use of joints. When joints are unavoidable, splice filter fabric together at a support post with a minimum six (6) inch overlap, and seal securely. Excavate trench approximately four (4) inches wide and four (4) inches deep on the upslope side of the location of the silt fence. Backfill the trench and compact the soil over the filter fabric. Remove silt fences when approved by authorities having jurisdiction.
- D. Stormwater Control: Comply with requirements of authorities having jurisdiction. Provide barriers in and around excavations and subgrade construction to prevent flooding by runoff of stormwater from heavy rains.
- E. Tree and Plant Protection: Install temporary fencing located as indicated or outside the drip line of trees to protect vegetation from damage from construction operations. Protect tree root systems from damage, flooding, and erosion.
- F. Site Enclosure Fence: Before demolition operations begin, furnish and install site enclosure fence in a manner that will prevent people and animals from easily entering site except by entrance gates.
 - 1. Extent of Fence: As shown on demolition plans and required to enclose entire project site or portion determined sufficient to accommodate demolition operations unless indicated otherwise. Contractor may use, relocate, and stockpile Owner's existing fencing to supplement fencing provided under this Contract.
 - 2. Maintain security by limiting number of keys and restricting distribution to authorized personnel. Furnish one (1) set of keys to Owner.
- G. Barricades, Warning Signs, and Lights: Comply with requirements of authorities having jurisdiction for erecting structurally adequate barricades, including warning signs and lighting.
- H. Temporary Fire Protection: Install and maintain temporary fire-protection facilities of types needed to protect against reasonably predictable and controllable fire losses. Comply with NFPA 241; manage fire-prevention program.
 - 1. Prohibit smoking in demolition areas.

2. Supervise welding operations, combustion-type temporary heating units, and similar sources of fire ignition according to requirements of authorities having jurisdiction.
3. Develop and supervise an overall fire-prevention and -protection program for personnel at project site. Review needs with local fire department and establish procedures to be followed. Instruct personnel in methods and procedures. Post warnings and information.

3.5 OPERATION, TERMINATION, AND REMOVAL

- A. Supervision: Enforce strict discipline in use of temporary facilities. To minimize waste and abuse, limit availability of temporary facilities to essential and intended uses.
- B. Maintenance: Maintain facilities in good operating condition until removal.
 1. Maintain operation of temporary enclosures, heating, cooling, humidity control, ventilation, and similar facilities on a 24-hour basis where required to achieve indicated results and to avoid possibility of damage.
- C. Termination and Removal: Remove each temporary facility when need for its service has ended or no later than Substantial Completion.
 1. Materials and facilities that constitute temporary facilities are property of Contractor.
 2. Remove temporary roads and paved areas. Remove materials contaminated with road oil, asphalt and other petrochemical compounds, and other substances that might impair growth of plant materials or lawns. Repair or replace street paving, curbs, and sidewalks at temporary entrances, as required by authorities having jurisdiction.

END OF SECTION

EXECUTION

SECTION 01 73 00

PART 1 - GENERAL

1.1 RELATED DOCUMENTS

- A. Drawings and general provisions of the Contract, including General and Supplementary Conditions and other Division 01 specification sections, apply to this section.

1.2 SECTION INCLUDES

- A. General administrative and procedural requirements governing execution of the Work including, but not limited to, the following:
 - 1. Field engineering and surveying.
 - 2. Coordination of Owner-installed products.
 - 3. Progress cleaning.
 - 4. Correction of the Work.

1.3 RELATED REQUIREMENTS

- A. Section 01 10 00 - Summary: Limits on use of project site.
- B. Section 01 33 00 - Submittal Procedures: Submitting surveys.
- C. Section 01 77 00 - Closeout Procedures: Submitting final property survey with project Record Documents, recording of Owner-accepted deviations from indicated lines and levels, and final cleaning.

1.4 INFORMATIONAL SUBMITTALS

- A. Submit under provisions of Section 01 33 00.
- B. Qualification Data: For land surveyor.
- C. Landfill Receipts: Submit copy of receipts issued by a landfill facility, licensed to accept hazardous materials, for hazardous waste disposal.
- D. Final Property Survey: Submit 10 copies showing the Work performed and record survey data.

1.5 QUALITY ASSURANCE

- A. Land Surveyor Qualifications: A professional land surveyor who is legally qualified to practice in jurisdiction where project is located and who is experienced in providing land-surveying services of the kind indicated.

PART 2 - PRODUCTS

2.1 MATERIALS

- A. General: Comply with requirements specified in other sections.

PART 3 - EXECUTION

3.1 EXAMINATION

- A. Existing Conditions: The existence and location of underground and other utilities and construction indicated as existing are not guaranteed. Before beginning sitework, investigate and verify the existence and location of underground utilities, mechanical and electrical systems, and other construction affecting the Work.
- B. Examination and Acceptance of Conditions: Before proceeding with each component of the Work, examine areas and conditions, with demolition contractor present, for compliance with requirements for demolition. Record observations.
- C. Written Report: Where a written report listing conditions detrimental to performance of the Work is required by other sections, include the following:
 - 1. Description of the Work.
 - 2. List of detrimental conditions, including substrates.
 - 3. List of unacceptable installation tolerances.
 - 4. Recommended corrections.
- D. Proceed with demolition only after unsatisfactory conditions have been corrected. Proceeding with the Work indicates acceptance of surfaces and conditions.

3.2 PREPARATION

- A. Existing Utility Information: Furnish information to Owner that is necessary to adjust, move, or relocate existing utility structures, utility poles, lines, services, or other utility appurtenances located in or affected by construction. Coordinate with authorities having jurisdiction.
- B. Review of Contract Documents and Field Conditions: Immediately on discovery of the need for clarification of the Contract Documents caused by differing field conditions outside the control of Contractor, submit a request for information to Architect.

3.3 FIELD ENGINEERING

- A. Identification: Owner will identify existing benchmarks, control points, and property corners.
- B. Reference Points: Locate existing permanent benchmarks, control points, and similar reference points before beginning the Work. Preserve and protect permanent benchmarks and control points during construction operations.
 - 1. Do not change or relocate existing benchmarks or control points without prior written approval of Architect. Report lost or destroyed permanent benchmarks or control points promptly. Report the need to relocate permanent benchmarks or control points to Architect before proceeding.
 - 2. Replace lost or destroyed permanent benchmarks and control points promptly. Base replacements on the original survey control points.

3.4 PROGRESS CLEANING

- A. General: Clean project site and work areas daily, including common areas. Enforce requirements strictly. Dispose of materials lawfully.
 - 1. Comply with requirements in NFPA 241 for removal of combustible waste materials and debris.
 - 2. Do not hold waste materials more than seven days during normal weather or three (3) days if the temperature is expected to rise above 80 degrees F.
 - 3. Containerize hazardous and unsanitary waste materials separately from other waste. Mark containers appropriately and dispose of legally, according to regulations.
 - a. Use containers intended for holding waste materials of type to be stored.
- B. Site: Maintain project site free of waste materials and debris.
- C. Work Areas: Clean areas where work is in progress to the level of cleanliness necessary for proper execution of the Work.
- D. Waste Disposal: Do not bury or burn waste materials on-site. Do not wash waste materials down sewers or into waterways. Comply with waste disposal requirements in Section 01 74 19.

END OF SECTION

THIS PAGE INTENTIONALLY LEFT BLANK

PART 1 - GENERAL

1.1 RELATED DOCUMENTS

- A. Drawings and general provisions of the Contract, including General and Supplementary Conditions and other Division 01 specification sections, apply to this section.

1.2 SECTION INCLUDES

- A. Administrative and procedural requirements for the following:
 - 1. Salvaging nonhazardous demolition waste.
 - 2. Recycling nonhazardous demolition waste.
 - 3. Disposing of nonhazardous demolition waste.

1.3 RELATED REQUIREMENTS

- A. Section 01 10 00 - Summary: Phasing requirements.
- B. Section 02 41 16 - Structure Demolition: Disposition of waste resulting from demolition of buildings, structures, and site improvements.
- C. Section 02 82 13 - Asbestos Abatement: Disposition of hazardous waste resulting from demolition of buildings.

1.4 DEFINITIONS

- A. Demolition Waste: Building and site improvement materials resulting from demolition or selective demolition operations.
- B. Disposal: Removal off-site of demolition waste and subsequent sale, recycling, reuse, or deposit in landfill or incinerator acceptable to authorities having jurisdiction.
- C. Recycle: Recovery of demolition waste for subsequent processing in preparation for reuse.
- D. Salvage: Recovery of demolition waste and subsequent sale or reuse in another facility.

1.5 PERFORMANCE REQUIREMENTS

- A. General: Maximize end-of-project rates for salvage/recycling of non-hazardous solid waste generated by the Work. Practice efficient waste management in the use of materials in the course of the Work. Use all reasonable means to divert demolition waste from landfills and incinerators. Facilitate recycling and salvage of materials, including the following:
 - 1. Demolition Waste:
 - a. Asphalt paving.
 - b. Concrete.
 - c. Concrete reinforcing steel.
 - d. Concrete masonry units.
 - e. Lumber.
 - f. Wood sheet materials.
 - g. Wood trim.
 - h. Metals.
 - i. Roofing.
 - j. Insulation.
 - k. Carpet and pad.
 - l. Gypsum board.
 - m. Piping.
 - n. Electrical conduit.

1.6 ACTION SUBMITTALS

- A. Submit under provisions of Section 01 33 00.
- B. Waste Management Plan: Submit plan within seven (7) days of date established for commencement of the Work.

1.7 INFORMATIONAL SUBMITTALS

- A. Submit under provisions of Section 01 33 00.
- B. Waste Reduction Progress Reports: Concurrent with each Application for Payment, submit report. Use forms acceptable to the Architect. Include the following information:
 - 1. Material category.
 - 2. Generation point of waste.
 - 3. Total quantity of waste in tons.
 - 4. Quantity of waste salvaged, both estimated and actual in tons.
 - 5. Quantity of waste recycled, both estimated and actual in tons.
 - 6. Total quantity of waste recovered (salvaged plus recycled) in tons.
 - 7. Total quantity of waste recovered (salvaged plus recycled) as a percentage of total waste.

- C. Phase 1 Salvaged Items for Owner's Reuse: Indicate vehicle numbers and track each delivery to either the Owner's Highway Facility or Bulky Waste Facility.
- D. Hazardous Waste Materials Records: In accordance with Section 02 82 13.
- E. Records of Waste Materials for Phases 2-4: Provide daily logs of materials hauled; indicate vehicle numbers and tonnage and track each delivery to location of disposal.
- F. Records of Donations: Indicate receipt and acceptance of salvageable waste donated to individuals and organizations. Indicate whether organization is tax exempt.
- G. Records of Sales: Indicate receipt and acceptance of salvageable waste sold to individuals and organizations. Indicate whether organization is tax exempt.
- H. Recycling and Processing Facility Records: Indicate receipt and acceptance of recyclable waste by recycling and processing facilities licensed to accept them. Include manifests, weight tickets, receipts, and invoices.
- I. Landfill and Incinerator Disposal Records: Indicate receipt and acceptance of waste by landfills and incinerator facilities licensed to accept them. Include manifests, weight tickets, receipts, and invoices.

1.8 QUALITY ASSURANCE

- A. Waste Management Coordinator Qualifications: Experienced firm, with a record of successful waste management coordination of projects with similar requirements.
- B. Regulatory Requirements: Comply with hauling and disposal regulations of authorities having jurisdiction.
- C. Waste Management Conference: Conduct conference at project site to comply with requirements in Section 01 31 00. Review methods and procedures related to waste management including, but not limited to, the following:
 1. Review and discuss waste management plan including responsibilities of waste management coordinator.
 2. Review requirements for documenting quantities of each type of waste and its disposition.
 3. Review and finalize procedures for materials separation and verify availability of containers and bins needed to avoid delays.
 4. Review procedures for periodic waste collection and transportation to recycling and disposal facilities.
 5. Review waste management requirements for each trade.

1.9 WASTE MANAGEMENT PLAN

- A. General: Develop a waste management plan according to ASTM E1609 and requirements in this section. Plan shall consist of waste identification, waste reduction

work plan, and cost/revenue analysis. Indicate quantities by weight or volume, but use same units of measure throughout waste management plan.

- B. Waste Identification: Indicate anticipated types and quantities of demolition and site-clearing waste generated by the Work. Use forms acceptable to Architect. Include estimated quantities and assumptions for estimates.
- C. Waste Reduction Work Plan: List each type of waste and whether it will be salvaged, recycled, or disposed of in landfill or incinerator. Use forms acceptable to the Architect. Include points of waste generation, total quantity of each type of waste, quantity for each means of recovery, and handling and transportation procedures.
 - 1. Salvaged Materials for Reuse: For materials that will be salvaged and reused in this project, describe methods for preparing salvaged materials before incorporation into the Work.
 - 2. Salvaged Materials for Sale: For materials that will be sold to individuals and organizations, include list of their names, addresses, and telephone numbers.
 - 3. Salvaged Materials for Donation: For materials that will be donated to individuals and organizations, include list of their names, addresses, and telephone numbers.
 - 4. Recycled Materials: Include list of local receivers and processors and type of recycled materials each will accept. Include names, addresses, and telephone numbers.
 - 5. Disposed Materials: Indicate how and where materials will be disposed of. Include name, address, and telephone number of each landfill and incinerator facility.
 - 6. Handling and Transportation Procedures: Include method that will be used for separating recyclable waste including sizes of containers, container labeling, and designated location where materials separation will be performed.
- D. Cost/Revenue Analysis: Indicate total cost of waste disposal as if there was no waste management plan and net additional cost or net savings resulting from implementing waste management plan. Use forms acceptable to the Architect. Include the following:
 - 1. Total quantity of waste.
 - 2. Estimated cost of disposal (cost per unit). Include hauling and tipping fees and cost of collection containers for each type of waste.
 - 3. Total cost of disposal (with no waste management).
 - 4. Revenue from salvaged materials.
 - 5. Revenue from recycled materials.
 - 6. Savings in hauling and tipping fees by donating materials.
 - 7. Savings in hauling and tipping fees that are avoided.
 - 8. Handling and transportation costs. Include cost of collection containers for each type of waste.
 - 9. Net additional cost or net savings from waste management plan.

PART 2 - PRODUCTS (Not Used)

PART 3 - EXECUTION

3.1 PLAN IMPLEMENTATION

- A. General: Implement approved waste management plan. Provide handling, containers, storage, signage, transportation, and other items as required to implement waste management plan during the entire duration of the Contract.
 - 1. Comply with operation, termination, and removal requirements in Section 01 50 00.
- B. Waste Management Coordinator: Engage a waste management coordinator to be responsible for implementing, monitoring, and reporting status of waste management work plan.
- C. Training: Train workers, subcontractors, and suppliers on proper waste management procedures, as appropriate for the Work.
 - 1. Distribute waste management plan to everyone concerned within three (3) days of submittal return.
 - 2. Distribute waste management plan to entities when they first begin work on-site. Review plan procedures and locations established for salvage, recycling, and disposal.
- D. Site Access and Temporary Controls: Conduct waste management operations to ensure minimum interference with roads, streets, walks, walkways, and other adjacent occupied and used facilities.
 - 1. Designate and label specific areas on project site necessary for separating materials that are to be salvaged, recycled, reused, donated, and sold.
 - 2. Comply with Section 01 50 00 for controlling dust and dirt, environmental protection, and noise control.

3.2 SALVAGING DEMOLITION WASTE

- A. Salvaged Items for Reuse in the Work: Salvage items for reuse and handle as follows:
 - 1. Clean salvaged items.
 - 2. Pack or crate items after cleaning. Identify contents of containers with label indicating elements, date of removal, quantity, and location where removed.
 - 3. Store items in a secure area until installation.
 - 4. Protect items from damage during transport and storage.
- B. Salvaged Items for Sale and Donation: Not permitted on project site.

- C. Salvaged Items for Owner's Use: Salvage items for Owner's use and handle as follows:
1. Clean salvaged items.
 2. Pack or crate items after cleaning. Identify contents of containers with label indicating elements, date of removal, quantity, and location where removed.
 3. Store items in a secure area until delivery to Owner.
 4. After completion of Phase 1 abatement and disposal of hazardous materials, load and transport all masonry waste to Owner's Highway Facility. Load and transport all other waste to the Owner's bulky waste facility.
 5. Protect items from damage during transport and storage.

3.3 RECYCLING DEMOLITION WASTE, GENERAL

- A. General: Recycle paper and beverage containers used by on-site workers.
- B. Recycling Incentives: Revenues, savings, rebates, tax credits, and other incentives received for recycling waste materials shall be shared equally by Owner and Contractor.
- C. Preparation of Waste: Prepare and maintain recyclable waste materials according to recycling or reuse facility requirements. Maintain materials free of dirt, adhesives, solvents, petroleum contamination, and other substances deleterious to the recycling process.
- D. Procedures: Separate recyclable waste from other waste materials, trash, and debris. Separate recyclable waste by type at project site to the maximum extent practical according to approved construction waste management plan.
1. Provide appropriately marked containers or bins for controlling recyclable waste until removed from project site. Include list of acceptable and unacceptable materials at each container and bin.
 - a. Inspect containers and bins for contamination and remove contaminated materials if found.
 2. Stockpile processed materials on-site without intermixing with other materials. Place, grade, and shape stockpiles to drain surface water. Cover to prevent windblown dust.
 3. Stockpile materials away from demolition area. Do not store within drip line of remaining trees.
 4. Store components off the ground and protect from the weather.
 5. Remove recyclable waste from Owner's property and transport to recycling receiver or processor.

3.4 RECYCLING DEMOLITION WASTE

- A. Asphalt Paving: Break up and transport paving to asphalt-recycling facility.

- B. Concrete: Remove reinforcement and other metals from concrete and sort with other metals.
- C. Masonry: Remove metal reinforcement, anchors, and ties from masonry and sort with other metals.
 - 1. Clean and stack undamaged, whole masonry units on wood pallets.
- D. Wood Materials: Sort and stack members according to size, type, and length. Separate lumber, engineered wood products, panel products, and treated wood materials.
- E. Metals: Separate metals by type.
 - 1. Structural Steel: Stack members according to size, type of member, and length.
 - 2. Remove and dispose of bolts, nuts, washers, and other rough hardware.

3.5 DISPOSAL OF WASTE

- A. General: Except for items or materials to be salvaged, recycled, or otherwise reused, remove waste materials from project site and legally dispose of them in a landfill or incinerator acceptable to authorities having jurisdiction.
 - 1. Except as otherwise specified, do not allow waste materials that are to be disposed of accumulate on-site.
 - 2. Remove and transport debris in a manner that will prevent spillage on adjacent surfaces and areas.
 - 3. See Section 00 73 00, Item 6 Disposal Area for information on use of the Owner's Bulky Waste Facility for the disposal of waste materials that are accepted by that facility.
- B. Burning: Do not burn waste materials.
- C. Disposal: Remove waste materials from Owner's property and legally dispose of them.

END OF SECTION

THIS PAGE INTENTIONALLY LEFT BLANK

CLOSEOUT PROCEDURES

SECTION 01 77 00

PART 1 - GENERAL

1.1 RELATED DOCUMENTS

- A. Drawings and general provisions of the Contract, including General and Supplementary Conditions and other Division 01 specification sections, apply to this section.

1.2 SECTION INCLUDES

- A. Administrative and procedural requirements for contract closeout, including, but not limited to, the following:
 - 1. Substantial Completion procedures.
 - 2. Final completion procedures.

1.3 RELATED REQUIREMENTS

- A. Section 01 73 00 - Execution: Progress cleaning of project site.
- B. Section 02 82 13 - Asbestos Abatement: Submittal of hazardous material documentation and releases.

1.4 ACTION SUBMITTALS

- A. Submit under provisions of Section 01 33 00.
- B. Contractor's List of Incomplete Items: Initial submittal at Substantial Completion.
- C. Certified List of Incomplete Items: Final submittal at Final Completion.

1.5 CLOSEOUT SUBMITTALS

- A. Submit under provisions of Section 01 33 00.
- B. Certificates of Release: From authorities having jurisdiction.
- C. Certificate of Insurance: For continuing coverage.
- D. Field Report: For pest control inspection.

1.6 SUBSTANTIAL COMPLETION PROCEDURES

- A. Contractor's List of Incomplete Items: Prepare and submit a list of items to be completed and corrected (Contractor's punch list), indicating the value of each item on the list and reasons why the Work is incomplete.
- B. Submittals Prior to Substantial Completion: Complete the following a minimum of 10 days prior to requesting inspection for determining date of Substantial Completion. List items below that are incomplete at time of request.
 - 1. Submit closeout submittals specified in other Division 01 sections, including project record documents, damage or settlement surveys, property surveys, and similar final record information.
 - 2. Submit closeout submittals specified in individual sections, including specific warranties, workmanship bonds, maintenance service agreements, final certifications, and similar documents.
- C. Procedures Prior to Substantial Completion: Complete the following a minimum of 10 days prior to requesting inspection for determining date of Substantial Completion. List items below that are incomplete at time of request.
 - 1. Terminate and remove temporary facilities from project site, along with construction tools, and similar elements.
- D. Inspection: Submit a written request for inspection to determine Substantial Completion a minimum of 10 days prior to date the work will be completed and ready for final inspection and tests. On receipt of request, Architect will either proceed with inspection or notify Contractor of unfulfilled requirements. Architect will prepare the Certificate of Substantial Completion after inspection or will notify Contractor of items, either on Contractor's list or additional items identified by Architect, that must be completed or corrected before certificate will be issued.
 - 1. Reinspection: Request reinspection when the Work identified in previous inspections as incomplete is completed or corrected.
 - 2. Results of completed inspection will form the basis of requirements for final completion.

1.7 FINAL COMPLETION PROCEDURES

- A. Submittals Prior to Final Completion: Before requesting final inspection for determining final completion, complete the following:
 - 1. Submit a final Application for Payment.
 - 2. Certified List of Incomplete Items: Submit certified copy of Architect's Substantial Completion inspection list of items to be completed or corrected (punch list), endorsed and dated by Architect. Certified copy of the list shall state that each item has been completed or otherwise resolved for acceptance.
 - 3. Submit pest-control final inspection report.

- B. Inspection: Submit a written request for final inspection to determine acceptance a minimum of 10 days prior to date the work will be completed and ready for final inspection and tests. On receipt of request, Architect will either proceed with inspection or notify Contractor of unfulfilled requirements. Architect will prepare a final Certificate for Payment after inspection or will notify Contractor of construction that must be completed or corrected before certificate will be issued.
 - 1. Reinspection: Request reinspection when the Work identified in previous inspections as incomplete is completed or corrected.

1.8 LIST OF INCOMPLETE ITEMS (PUNCH LIST)

- A. Organization of List: Include name and identification of each area affected by demolition operations for incomplete items and items needing correction including, if necessary, areas disturbed by Contractor that are outside the limits of construction.
 - 1. Include the following information at the top of each page:
 - a. Project name.
 - b. Date.
 - c. Name of Architect.
 - d. Name of Contractor.
 - e. Page number.
 - 2. Submit list of incomplete items in the following format:
 - a. MS Excel electronic file. Architect will return annotated file.

PART 2 - PRODUCTS (NOT USED)

PART 3 - EXECUTION (NOT USED)

END OF SECTION

THIS PAGE INTENTIONALLY LEFT BLANK

PART 1 - GENERAL

1.1 RELATED DOCUMENTS

- A. Drawings and general provisions of the Contract, including General and Supplementary Conditions and other Division 01 specification sections, apply to this section.

1.2 SECTION INCLUDES

- A. Administrative and procedural requirements for project record documents, including the following:
 - 1. Miscellaneous record submittals.

1.3 RELATED REQUIREMENTS

- A. Section 01 73 00 - Execution: Final property survey.
- B. Section 01 77 00 - Closeout Procedures: General closeout procedures.

1.4 CLOSEOUT SUBMITTALS

- A. Submit under provisions of Section 01 33 00.
- B. Miscellaneous Record Submittals: See other specification sections for miscellaneous record-keeping requirements and submittals in connection with various construction activities. Submit one (1) paper copy of each submittal.

PART 2 - PRODUCTS

2.1 MISCELLANEOUS RECORD SUBMITTALS

- A. Assemble miscellaneous records required by other specification sections for miscellaneous record keeping and submittal in connection with actual performance of the Work. Bind or file miscellaneous records and identify each, ready for continued use and reference.
- B. Format: Submit miscellaneous record submittals as paper copy.

1. Include miscellaneous record submittals directory organized by specification section number and title, electronically linked to each item of miscellaneous record submittals.

PART 3 - EXECUTION

3.1 RECORDING AND MAINTENANCE

- A. Recording: Maintain one (1) copy of each submittal during the demolition period for project record document purposes. Post changes and revisions to project record documents as they occur; do not wait until end of project.
- B. Maintenance of Record Documents: Store record documents in the field office apart from the Contract Documents used for demolition. Do not use project record documents for demolition purposes. Maintain record documents in good order and in a clean, dry, legible condition, protected from deterioration and loss. Provide access to project record documents for Architect's reference during normal working hours.

END OF SECTION

STRUCTURE DEMOLITION

SECTION 02 41 16

PART 1 - GENERAL

1.1 RELATED DOCUMENTS

- A. Drawings and general provisions of the Contract, including General and Supplementary Conditions and Division 01 specification sections, apply to this section.

1.2 SECTION INCLUDES

- A. Demolition and removal of buildings and site improvements.
- B. Removing below-grade construction.
- C. Disconnecting, capping or sealing, and removing site utilities.
- D. Salvaging items for reuse by Owner.

1.3 RELATED SECTIONS

- A. Section 01 10 00 - Summary: Use of the premises and phasing requirements.

1.4 DEFINITIONS

- A. Remove: Detach items from existing construction and legally dispose of them off-site unless indicated to be removed and salvaged.
- B. Remove and Salvage: Carefully detach from existing construction, in a manner to prevent damage, and deliver to Owner. Include fasteners or brackets needed for reattachment elsewhere.

1.5 MATERIALS OWNERSHIP

- A. Unless otherwise indicated, demolition waste becomes property of Contractor.
- B. Historic items, relics, antiques, and similar objects including, but not limited to, cornerstones and their contents, commemorative plaques and tablets, and other items of interest or value to Owner that may be uncovered during demolition remain the property of Owner.
 - 1. Carefully salvage in a manner to prevent damage and promptly return to Owner.

1.6 INFORMATIONAL SUBMITTALS

- A. Submit under provisions of Section 01 33 00.
- B. Proposed Protection Measures: Submit informational report, including Drawings, that indicates the measures proposed for protecting individuals and property, for environmental protection and for dust control. Indicate proposed locations and construction of barriers.
 - 1. Care of Waterways: Take precautions to prevent erosion of the bed or banks of any waterway, and to prevent the deposition in any waterway of excavated or eroded materials which may result for the execution of the work under the Contract. Do not allow polluted water from any source to enter any waterway without being first settled and treated to remove the pollution.
- C. Schedule of Building Demolition Activities: Indicate the following:
 - 1. Location of staging areas and contract boundaries as discussed at the pre-demolition conference.
 - 2. Detailed sequence of demolition work, with starting and ending dates for each activity.
 - 3. Complete removal of utility services above and below grade except for locations shown on Demolition Plans.
 - 4. Capping and abandonment of utility services shown on Demolition Plans to remain.
- D. Landfill Records: Indicate receipt and acceptance of hazardous wastes by a landfill facility licensed to accept hazardous wastes indicated in Section 02 82 13. Indicate receipt and acceptance of non-hazardous wastes by Owner's disposal facilities indicated in Section 01 74 19.

1.7 QUALITY ASSURANCE

- A. Regulatory Requirements: Comply with governing EPA notification regulations before beginning demolition. Comply with hauling and disposal regulations of authorities having jurisdiction.
- B. Standards: Comply with ANSI/ASSE A10.6 and NFPA 241.
- C. Predemolition Conference: Conduct conference at project site.
 - 1. Inspect and discuss condition of construction to be demolished.
 - 2. Review structural load limitations of existing structures.
 - 3. Review and finalize building demolition schedule and verify availability of demolition personnel, equipment, and facilities needed to make progress and avoid delays.
 - 4. Review and finalize protection requirements.
 - 5. Review procedures for dust control.
 - 6. Review procedures for protection of adjacent buildings.
 - 7. Review items to be salvaged and returned to Owner.

1.8 PROJECT CONDITIONS

- A. Buildings to be demolished will be vacated and their use discontinued before start of the Work.
- B. Owner assumes no responsibility for buildings and structures to be demolished.
 - 1. Conditions existing at time of inspection for bidding purpose will be maintained by Owner as far as practical.
- C. Hazardous Materials: Hazardous materials are present in buildings and structures to be demolished. A report on the presence of hazardous materials is on file for review and use. Examine report to become aware of locations where hazardous materials are present.
 - 1. Hazardous material remediation is specified elsewhere in the Contract Documents.
 - 2. Do not disturb hazardous materials or items suspected of containing hazardous materials except under procedures specified elsewhere in the Contract Documents.
- D. On-site storage or sale of removed items or materials is not permitted.

PART 2 - PRODUCTS

2.1 FILL MATERIALS

- A. Satisfactory Fill Materials: Owner will provide gravel and soil for restoration of site as indicated on grading plans. Contractor is responsible for trucking of fill material provided by Town from the Town's Bulky Waste facility located on Tryon Street to the project site. The Town will load Contractor's trucks at no cost to Contractor, however a minimum of two (2) days notice is required to ensure that the Town has appropriate staff at the facility.

PART 3 - EXECUTION

3.1 EXAMINATION

- A. Verify that utilities have been disconnected and capped before starting demolition operations.
- B. Review Project Record Documents of existing construction provided by Owner. Owner does not guarantee that existing conditions are same as those indicated in Project Record Documents.

- C. Inventory and record the condition of items to be removed and salvaged. Provide photographs of conditions that might be misconstrued as damage caused by salvage operations. Comply with Section 01 32 33.
- D. Verify that hazardous materials have been remediated before proceeding with building demolition operations.
- E. Identify potentially hazardous structural conditions during demolition and provide protective measures as required to insure safe demolition.

3.2 PREPARATION

- A. Refrigerant: Remove refrigerant from mechanical equipment according to 40 CFR 82 and regulations of authorities having jurisdiction before starting demolition.
- B. Existing Utilities: Locate, identify, disconnect, and seal or cap off indicated utilities serving buildings and structures to be demolished.
 - 1. Owner will arrange to shut off indicated utilities when requested by Contractor.
 - 2. Arrange to shut off indicated utilities with utility companies.
 - 3. If removal, relocation, or abandonment of utility services will affect adjacent occupied buildings, then provide temporary utilities that bypass buildings and structures to be demolished and that maintain continuity of service to other buildings and structures.
 - 4. Cut off pipe or conduit a minimum of 24 inches below grade. Cap, valve, or plug and seal remaining portion of pipe or conduit after bypassing according to requirements of authorities having jurisdiction.
- C. Existing Utilities: See plumbing and electrical sections for shutting off, disconnecting, removing, and sealing or capping utilities. Do not start demolition work until utility disconnecting and sealing have been completed and verified in writing.
- D. Temporary Shoring: Provide and maintain interior and exterior shoring, bracing, or structural support to preserve stability and prevent unexpected movement or collapse of construction being demolished and adjacent construction designated to be preserved.
 - 1. Strengthen or add new supports when required during progress of demolition.
- E. Salvaged Items: Comply with the following:
 - 1. Clean salvaged items of dirt and demolition debris.
 - 2. Pack or crate items after cleaning. Identify contents of containers.
 - 3. Store items in a secure area until delivery to Owner.
 - 4. Transport items to storage area designated by Owner.
 - 5. Protect items from damage during transport and storage.

3.3 PROTECTION

- A. Existing Facilities: Protect adjacent walkways, loading docks, building entries, and other building facilities during demolition operations. Maintain exits from existing buildings.
 - 1. Protect all existing granite walls from demolition activities.
 - 2. Protect existing Building No. 3 smokestack from damage during adjacent demolition activities. Preserve and protect surrounding ground level construction until instructions are provided on how to proceed with further demolition in accordance with Section 01 10 00.
 - 3. Protect any other historical components to remain as identified by Owner.
- B. Existing Utilities: Maintain utility services to remain and protect from damage during demolition operations.
 - 1. Do not interrupt existing utilities serving adjacent occupied or operating facilities unless authorized in writing by Owner and authorities having jurisdiction.
 - 2. Provide temporary services during interruptions to existing utilities, as acceptable to Owner and authorities having jurisdiction.
 - a. Provide at least 72 hours' notice to occupants of affected buildings if shutdown of service is required during changeover.
- C. Temporary Protection: Erect temporary protection, such as walks, fences, railings, canopies, and covered passageways, where required by authorities having jurisdiction and as indicated. Comply with requirements in Section 01 50 00.
 - 1. Protect adjacent buildings and facilities from damage due to demolition activities.
 - 2. Protect existing site improvements, appurtenances, and landscaping to remain.
 - 3. Erect a plainly visible fence around drip line of individual trees or around perimeter drip line of groups of trees to remain.
 - 4. Provide temporary barricades and other protection required to prevent injury to people and damage to adjacent buildings and facilities to remain.
 - 5. Provide protection to ensure safe passage of people around building demolition area and to and from occupied portions of adjacent buildings and structures.
 - 6. Protect walls, windows, roofs, and other adjacent exterior construction that are to remain and that are exposed to building demolition operations.
 - 7. Erect and maintain dustproof partitions and temporary enclosures to limit dust, noise, and dirt migration to occupied portions of adjacent buildings.
- D. Remove temporary barriers and protections where hazards no longer exist. Where open excavations or other hazardous conditions remain, leave temporary barriers and protections in place.

3.4 DEMOLITION, GENERAL

- A. General: Demolish indicated buildings and site improvements completely. Use methods required to complete the Work within limitations of governing regulations and as follows:

1. Do not use cutting torches until work area is cleared of flammable materials. Maintain portable fire-suppression devices during flame-cutting operations.
 2. Maintain fire watch during and for at least eight (8) hours after flame cutting operations.
 3. Maintain adequate ventilation when using cutting torches.
 4. Locate building demolition equipment and remove debris and materials so as not to impose excessive loads on supporting walls, floors, or framing.
- B. Site Access and Temporary Controls: Conduct building demolition and debris-removal operations to ensure minimum interference with roads, streets, walks, walkways, and other adjacent occupied and used facilities.
1. Do not close or obstruct streets, walks, walkways, or other adjacent occupied or used facilities without permission from Owner and authorities having jurisdiction. Provide alternate routes around closed or obstructed traffic ways if required by authorities having jurisdiction.
 2. Use water mist and other suitable methods to limit spread of dust and dirt. Comply with governing environmental-protection regulations. Do not use water when it may damage adjacent construction or create hazardous or objectionable conditions, such as ice, flooding, and pollution.
- C. Explosives: Use of explosives is not permitted.

3.5 DEMOLITION BY MECHANICAL MEANS

- A. Proceed with demolition of structural framing members systematically, from higher to lower level. Complete building demolition operations above each floor or tier before disturbing supporting members on the next lower level.
- B. Remove debris from elevated portions of the building by chute, hoist, or other device that will convey debris to grade level in a controlled descent.
1. Remove structural framing members and lower to ground by method suitable to minimize ground impact and dust generation.
- C. Salvage: Items to be removed and salvaged are indicated on Drawings.
- D. Below-Grade Construction: Demolish foundation walls and other below-grade construction.
1. Remove below-grade construction, including basements, foundation walls, and footings, completely.
 2. Foundations and slabs to be removed except for approximate areas of slabs-on-grade to remain in place are indicated on Demolition Plans. Owner will provide final locations as demolition progresses.
- E. Existing Utilities: Demolish and remove existing utilities and below-grade utility structures. Approximate location of utilities and drains to remain in place are indicated on Demolition Plans. Owner will provide exact locations as utilities are uncovered during demolition.

1. Piping: Disconnect piping at unions, flanges, valves, or fittings.
 2. Wiring Ducts: Disassemble into unit lengths and remove plug-in and disconnecting devices.
- F. Existing Pavement: Demolish areas of existing asphaltic and concrete pavement except those identified to remain on the Demolition Plans.

3.6 SITE RESTORATION

- A. Below-Grade Areas: Completely fill below-grade areas and voids resulting from building demolition operations with satisfactory soil materials.
- B. Fill Materials: Pick up fill materials from Owner's designated locations, haul to project site, and grade.
- C. Site Grading: Uniformly rough grade area of demolished construction to a smooth surface, free from irregular surface changes. Provide a smooth transition between adjacent existing grades and new grades. Owner will inspect and approve grading.

3.7 DISPOSAL OF DEMOLISHED MATERIALS

- A. Remove demolition waste materials from project site and legally dispose of them in an EPA-approved landfill acceptable to authorities having jurisdiction. See Section 01 74 19 for recycling and disposal of demolition waste.
1. Do not allow demolished materials to accumulate on-site.
 2. Remove and transport debris in a manner that will prevent spillage on adjacent surfaces and areas.
- B. Do not burn demolished materials.

3.8 CLEANING

- A. Clean adjacent structures and improvements of dust, dirt, and debris caused by building demolition operations. Return adjacent areas to condition existing before building demolition operations began.
1. Clean roadways of debris caused by debris transport.

END OF SECTION

THIS PAGE INTENTIONALLY LEFT BLANK

PART 1 - GENERAL**1.1 RELATED DOCUMENTS**

- A. Attention is directed to the Contract and General Conditions and all sections within Division 01 - General Requirements, which are hereby made a part of this section of the specifications.
- B. Related Information:
 - 1. Hazardous Materials Survey Report dated September, 2011 prepared by Triton Environmental, Inc. which is appended to the Project Manual.

1.2 CONSULTANT

- A. The Town of Glastonbury has retained a Consultant for the purposes of project management and monitoring during asbestos removal on an as-needed basis. The Consultant shall represent the Owner in all phases of the abatement project at the discretion of the Owner. The Contractor will regard the Consultant's direction as authoritative and binding as provided herein, in matters particularly but not limited to approval of work areas, review of monitoring results, completion of the various segments of work, final completion of the abatement, submission of data, and daily field punch list items.

1.3 SCOPE OF WORK

- A. Work outlined in this section includes all that is necessary for the complete removal and disposal of asbestos-containing and asbestos-contaminated materials identified in the areas of the existing building at 68 Matson Hill Road in Glastonbury, Connecticut, which is slated for demolition. Certain sections of the floor slab will remain in place in order to protect areas of impacted soil that will be remediated by the Town under a separate contract. The abatement work is as detailed below. The quantities given below are provided to establish the order of magnitude of the abatement project. Actual quantities may vary. The Contractor is responsible for verification of all quantities of ACM scheduled for removal. This verification shall include an on-site walk-through inspection of the buildings.
- B. Coordinate this section with other sections of these specifications for actual quantities of work required. The summary of asbestos containing materials located at this site can be found on pages 2 and 3 of Hazardous Materials Survey Report, and is also summarized in Table 1 below for the convenience of the bidder. All asbestos containing materials shall be removed as part of this scope of work.

**Table 1. Summary of Identified Asbestos Containing Materials
68 Matson Hill Road**

RESULTS FROM FEBRUARY 2006 SURVEY				
Sample Nos.	Material Type	Sample Location	Asbestos Content (%)	Material Quantity (Approx)
4-6	Transite Siding	Back Tower	20% Chrysotile	500 SF
49	Gaskets	Basement – Pit Tank A (Top of Tank)	70% Chrysotile	3 SF
50	Thermal System Insulation (TSI)	Basement – Pit Tank A (Top of Tank)	90% Chrysotile 90% Total Asbestos	3 SF
73	Pipe Insulation	Boiler Room to Rear Garage at Garage Door	65% Chrysotile	1 Penetration
74-76	Boiler TSI	Large Boiler – Under Metal	5% Chrysotile 40% Amosite	100 SF
77-76	Gaskets	Door at Large Boiler Outside @ Old Foundation	75% Chrysotile	5 SF
86-88	Roofing ¹	See Diagram (App. A – Enclosure 4)	3% Chrysotile	500 SF
89-91	Flashing	See Diagram (App. A – Enclosure 4)	15% Chrysotile	10 SF
99-101	Roofing ²	See Diagram (App. A – Enclosure 4)	7% Chrysotile	1,000 SF
102-104	Flashing ³	See Diagram (App. A – Enclosure 4)	7% Chrysotile	20 SF
105-107	Roofing ⁴	See Diagram (App. A – Enclosure 4)	3% Chrysotile	2,200 SF
108-110	Roofing ⁵	See Diagram (App. A – Enclosure 4)	8% Chrysotile	2,200 SF
111-113	Roofing ²	See Diagram (App. A – Enclosure 4)	4% Chrysotile	1,200 SF
114-116	Roofing ²	See Diagram (App. A – Enclosure 4)	25% Chrysotile	1,200 SF
117-121	Roofing ⁴	See Diagram (App. A – Enclosure 4)	3% Chrysotile	>4,000 SF
RESULTS FROM AUGUST 2010 SURVEY				
1-3	Floor Tile & Mastic	Room #2 & Open Room #1	6-8% Chrysotile	280 SF
6-8	Rope Sealer	Basement-Receiving & Storage Room-Behind Metal Plate	85% Chrysotile	All
15	Flex Connector	No. 7 Furnace	90% Chrysotile	2 SF
16	TSI-Air Cell	Throughout	65% Chrysotile	>10 LF
Assumed	Blocks of Transite	Entrance of Open Room #1	Assumed >1% Asbestos	5 Pieces

LF = Linear Feet

SF = Square Feet

¹ Present in black to gray brittle surface sealant/mastic type layer.

² Present in dark brown fibrous felt paper-type layers.

³ Present in black pliable (main layer).

⁴ Present in black pliable mastic/sealant type material.

⁵ Present in various layers throughout sample.

1.4 DEFINITIONS

A. The following definitions relative to asbestos abatement apply:

1. ABATEMENT - Procedures to control fiber releases from asbestos-containing materials. Includes removal, encapsulation, and enclosure of asbestos-containing materials in excess of 3 LF/SF.
2. AIR MONITORING - The process of measuring the fiber concentration of an area or exposure monitoring of a person.
3. AMENDED WATER - Water to which a surfactant has been added.
4. ASBESTOS - The name given to a number of naturally occurring fibrous mineral silicates. This includes the serpentine forms and the amphiboles and includes chrysotile, amosite, crocidolite, tremolite, anthophyllite, and actinolite, or any of these forms, which have been chemically altered.
5. ASBESTOS WORK AREA - a regulated area as defined by OSHA 29 CFR 1926.1101 where asbestos abatement operations are performed which is isolated by physical barriers to prevent the spread of asbestos dust, fibers, or debris. The regulated area shall comply with requirements of regulated area for demarcation, access, respirators, prohibited activities, competent persons and exposure assessments and monitoring.
6. ASBESTOS FELT – a product made by saturating felted asbestos with asphalt or other suitable bindery, such as a synthetic elastomer.
7. ASBESTOS FIBERS - Those particles with a length greater than five (5) microns and a length to diameter ratio of 3:1 or greater.
8. ASPHALT SHINGLES, COMPOSITION SHINGLES OR STRIP SLATES – (Pitched Roof Shingle): a roofing material manufactured by saturating a dry felt with asphalt then coating the saturated felt with a harder asphalt mixed with a fine mineral, glass fiber, asbestos or organic stabilizer. All or part of the weather side may be covered with mineral granules, or with powdered talc or mica.
9. BASE FLASHING (ROOF) – the flashing provided by upturned edges of a watertight membrane on a roof. May contain metal and associated waterproofing material or combination of roofing felts and waterproofing at the joint between a roofing surface and a vertical surface such as a wall or parapet. Also base flashing may be present at perimeter of completely flat roofing.
10. BUILT-UP ROOFING (Composition Roofing, Felt and Gravel Roofing, Gravel Roofing) - a continuous roof covering made up of laminations or plies of saturated or coated roofing felts, alternated with layers of asphalt or coal-tar pitch and surfaced with gravel, paint or finish coat.
11. CAULKING - resilient mastic compound often having a silicone bituminous or rubber base. Used to seal cracks, fill joints, or prevent leakage. Typical applications: around windows and doors, at joints between two dissimilar materials. (i. e., masonry to wood, masonry to steel etc.).
12. CLEAN ROOM - An uncontaminated area or room, which is a part of the worker decontamination enclosure with provisions for storage of workers' street clothes and protective equipment.
13. CLEARANCE SAMPLING - Final air sampling performed aggressively after the completion of the abatement project in a regulated area.

Air samples collected by the air sampling professional having a fiber concentration of less than 0.010 fibers/cc of air in each of five (5) samples collected inside the containment will denote acceptable clearance sampling by Phase Contrast

Microscopy (PCM).

or

Five air samples collected inside the containment by the air sampling professional having an average asbestos concentration of less than 70 structures per square millimeter of filter surface will denote acceptable clearance sampling for Transmission Electron Microscopy (TEM).

14. COMPETENT PERSON - As defined by 29 CFR 1926.1101, a representative of the Abatement Contractor who is capable of identifying existing asbestos hazards in the workplace and selecting the appropriate control strategy for asbestos exposure and who has authority to take prompt corrective measures to eliminate such hazards during asbestos removal. Competent person shall be properly trained in accordance with EPA's Model Accreditation Plan.
15. CURTAINED DOORWAY - A device to allow ingress and egress from one area to another while permitting minimal air movement between the areas. Two curtained doorways spaced a minimum of six feet apart can form an airlock.
16. DAMP PROOFING - application of a water impervious material to surface such as wall to prevent penetration of moisture, typically at foundation or below grade surface.
17. DECONTAMINATION ENCLOSURE SYSTEM - A series of connected areas, with curtained doorways between any two adjacent areas, for the decontamination of workers and equipment. A decontamination enclosure system always contains at least one airlock and is adjacent and connected to the regulated area, where possible.
18. ENCAPSULANT - A liquid material which can be applied to asbestos-containing materials which controls the possible release of asbestos fibers from the materials either by creating a membrane over the surface (bridging encapsulant) or penetrating the material and binding its components together (penetrating encapsulant).
19. EQUIPMENT ROOM – Any contaminated area or a room that is part of the worker decontamination enclosure with provisions for storage of contaminated clothing and equipment.
20. FIXED OBJECT - Unit of equipment or furniture in the work areas that cannot be removed from the work area.
21. FRIABLE ASBESTOS MATERIALS - Any material that contains more than 1% asbestos by weight, that can be crumbled, pulverized or reduced to powder by hand pressure when dry.
22. GLAZING COMPOUND - any compound used to hold window glass in place, also referred to as putty, or glazier's putty; is not field-applied, usually installed during manufacture of windows.
23. GLOVE BAG - A manufactured polyethylene bag type of enclosure with built-in gloves such as is placed with an air tight seal around asbestos-containing material and which permits the asbestos-containing materials contained by the bag to be removed without releasing asbestos fibers to the atmosphere. The use of glove bag is permitted for removal and repair of small amount (less than 3 linear feet/3 square feet) of ACM.
24. HEPA FILTER - High Efficiency Particulate Air (HEPA) filter in compliance with ANSI Z9.2-1979.
25. HEPA VACUUM EQUIPMENT - Vacuum equipment equipped with a HEPA filter system for filtering the effluent air from the unit.
26. MOVABLE OBJECT - Unit of equipment or furniture in the work area that can be removed from the work area.

27. NEGATIVE AIR PRESSURE EQUIPMENT - A portable local exhaust system equipped with HEPA filtration used to create negative pressure in a regulated area (negative with respect to adjacent unregulated areas) and capable of maintaining a constant, low velocity air flow into regulated areas from adjacent unregulated areas.
28. NESHAPS - National Emissions Standard for Hazardous Air Pollutants regulations enforced by the EPA.
29. PERMISSIBLE EXPOSURE LEVEL (PEL) - The maximum airborne concentration of asbestos fibers to which an employee is allowed to be exposed. The new level established by OSHA 29 CFR 1926.1101 is 0.1 fibers per cubic centimeter of air as an eight (8) hour time weighted average and 1.0 fibers /cc averaged over a sampling period of 30 minutes as an Excursion Limit. The Contractor is responsible for maintaining work areas in a manner that this standard is not exceeded.
30. PROJECT MONITOR - A professional capable of conducting air monitoring and analysis of schemes. This individual should be an industrial hygienist, an environmental scientist, or an engineer with experience in asbestos air monitoring and worker protection equipment and procedures. This individual should have demonstrated proficiency in conducting air sample collection in accordance with 29 CFR 1910.1001 and 29 CFR 1926.1101.
31. REGULATED AREA - An area established by the employer to demarcate where Class I, II, and III asbestos work is conducted and any adjoining area where debris and waste from such asbestos work accumulate, and a work area within which airborne concentrations of asbestos exceed or there is a reasonable possibility that they may exceed the PEL.
32. SHOWER ROOM - A room between the clean room and the equipment room in the work decontamination enclosure with hot and cold running water and suitably arranged for employee showering during decontamination. The shower room is located in an airlock between the contaminated area and the clean area.
33. WATERPROOFING - material, usually a membrane or applied compound (tar/mastic), used to make a surface impervious to water. Includes concealed conditions (applications around doors, windows, and in wall cavities), sometimes combined with felts.

1.5 SUBMITTALS

- A. The Contractor shall submit the following to the Consultant prior to the pre-construction meeting:
 1. Submit evidence in the form of a license that the Contractor is certified to perform asbestos abatement work by the State of Connecticut Department of Public Health (CTDPH).
 2. Submit a schedule to the Owner and the Consultant, which defines a timetable for executing and completing the project, including set-up, removal, cleanup, decontamination, and air clearance monitoring.
 3. Submit the identity and licensing of the hauling contractor and the landfill to be used.
 4. Submit the plans and construction details for the construction of the decontamination enclosure systems and the isolation of the work areas as may be necessary for compliance with this specification and applicable regulations.
 5. Submit Connecticut certificate, training (initial and most current refresher), respirator fit test records, and medical records of each employee who may be on the project site.

6. Submit the qualifications and licensing of the individual that the Contractor proposes to use for this project to perform employee exposure monitoring.
7. Submit detailed product information on all materials and equipment proposed for asbestos abatement work on this project.
8. Submit pertinent information regarding the qualifications of the Project Supervisor (Competent Person) for this project as well as a list of past projects completed.

B. The following shall be submitted to the Consultant during the work:

1. Results of all personal air sampling
2. Certificate, training, medical, and fit-test records for new employees to start work (24 hours in advance of work).
3. Signed copy of the Certificate of Workers Acknowledgment found at the end of this section for each worker who is to be at job site.
4. Contractor site logs and containment access logs

C. The following shall be submitted to the Consultant at the completion of work:

1. Completed copies of Waste Shipment Records (WSR).
2. Remaining personal air sampling results and site logs.

1.6 REGULATIONS AND STANDARDS

A. The Contractor shall be solely responsible for conducting this project and supervising all work in a manner which will be in conformance with all federal, state, and local regulations and guidelines pertaining to asbestos abatement. Specifically, the Contractor shall comply with the requirements of the following:

1. U.S. Environmental Protection Agency (USEPA) National Emissions Standards for Hazardous Air Pollutants (NESHAP) Regulations (40 CFR 61, Subpart M);
2. Occupational Safety and Health Administration (OSHA) Asbestos Regulations (29 CFR 1910.1001 and 1926.1101);
3. State of Connecticut Department of Public Health (CTDPH) Standards for Asbestos Abatement Sections 19a-332a-1 through 19a-332a-16 inclusive and Sections 20-440-1 through 20-440-9 inclusive;
4. State of Connecticut Department of Environmental Protection (CTDEP) Regulations. Section 22a-209-8(i) and Section 22a-220 of the Connecticut General Statute.
5. Connecticut Basic Building Code (BOCA)
6. Life Safety Code (NFPA);
7. Local health and safety codes, ordinances or regulations pertaining to asbestos abatement and all national codes and standards including ASTM, ANSI, and Underwriter's Laboratories.

1.7 EXEMPTIONS

A. Any deviations from these specifications require the written approval and authorization from the Owner and Consultant.

B. Any deviations from CTDPH Standards for Asbestos Abatement Sections 19a-332a-1 through 19a-332a-16 must be requested in writing and must be approved in writing by

CTDPH.

1.8 FINAL VISUAL INSPECTION AND CLEARANCE AIR SAMPLING

- A. Following the completion of the final cleaning phase of the work in each contained work area, the Consultant shall conduct a final visual inspection of the area. The Contractor shall be responsible for meeting final visual criteria, which is the absence of visible debris, as specified in CTDPH regulation 19a-332a-12(b).
- B. Following the completion of the final visual inspection, and upon which time the Consultant agrees that the Contractor has met the final visual criteria, the Consultant will collect final clearance air samples in each interior work areas as required. For a particular work area, the owner of the facility shall be responsible for payment of the sampling and analysis of the first round of final air clearance samples only. The Contractor shall be responsible for payment of all costs associated with the collection and analysis of additional final air clearance samples if the first round samples fail.

1.9 NOTIFICATIONS, POSTINGS, SUBMITTALS, AND PERMITS

- A. The Contractor shall make the following notifications and provide the submittals to the following agencies prior to the commencement of removal work. This notification is required ten (10) calendar days prior to the start of the abatement project:

- 1. State of Connecticut
Department of Public Health
Indoor Air Program
410 Capitol Avenue
P.O. Box 340308
Hartford, CT 06134-0308

Note: Satisfies the requirement to notify the EPA (except when the amount of ACM to be abated is less than 10 linear/25 square feet or when the work involves demolition with zero asbestos. EPA needs to be notified directly in those situations).

- 2. State of Connecticut
Department of Environmental Protection
Health Services and Solid Waste Management Unit
79 Elm St.
Hartford, CT 06106
(Only if asbestos waste is disposed of in Connecticut)

- B. The minimum information included in the notification to these agencies includes:

- 1. Name and address of site owner/operator
- 2. Site location
- 3. Amount of friable and non-friable asbestos
- 4. Work schedule, including proposed start and completion date
- 5. Asbestos removal procedures to be used
- 6. Name and location of disposal site for generated asbestos waste, residue, and debris

1.10 WORK SITE SAFETY PLAN

- A. The Contractor shall establish a set of emergency procedures and shall post them in a conspicuous place at the work site(s). The safety plan should include provisions for the following:
 - 1. Evacuation of injured workers.
 - 2. Emergency and fire exit routes from all work areas.
 - 3. Emergency first aid treatment.
 - 4. Local telephone numbers for emergency services including ambulance, fire, and police.
 - 5. Methods to notify appropriate personnel in the event of a fire or other emergency requiring evacuation of the site or area.
 - 6. Site safety plan for fall protection.
- B. The Contractor is responsible for training all workers in these procedures.

1.11 CONTROL OVER REMOVAL WORK

- A. At the discretion of the owner, all work procedures shall be continuously monitored by the Consultant to ensure that areas outside the designated work area(s) will not be contaminated.
- B. Prior to work on any given day, the Contractor's designated "competent person" shall discuss the day's work schedule with the Consultant to evaluate job tasks with respect to safety procedures and requirements specified to prevent contamination outside the work area. This includes a visual survey of the work area(s) and the decontamination enclosure systems.
- C. The Contractor shall maintain control of and be responsible for access to all work areas to ensure the following requirements:
 - 1. Non-essential personnel are prohibited from entering the area.
 - 2. All authorized personnel entering the work area shall read the "Worker Protection Procedures" which are posted at the entry points to the enclosure system, and shall be equipped with properly fitted respirators and protective clothing.
 - 3. All personnel who are exiting from the decontamination enclosure system shall be properly decontaminated.
 - 4. Asbestos waste that is taken out of the work area must be properly bagged and labeled in accordance with these specifications. The surface of the bags shall be decontaminated. Asbestos waste leaving the enclosure system must be immediately transported off site or immediately placed in locked, posted temporary storage on site, and removed within 24 hours of the project conclusion. The Contractor will seek permission of the owner to place temporary dumpster at a suitable location.
 - 5. Any material, equipment, or supplies that are brought out of the decontamination enclosure system shall be cleaned and decontaminated by wet cleaning and/or HEPA vacuuming of all surfaces.

1.12 PROPER WORKER PROTECTION

- A. This section describes the equipment and procedures required for protecting workers against asbestos contamination and other workplace hazards except for respiratory protection.
- B. All workers are to be accredited and certified as Asbestos Abatement Workers as required by the State of Connecticut regulations. Submit copies of certificates from an EPA-approved AHERA Abatement Workers course for each worker as evidence that each Asbestos Abatement Worker is accredited as required by the AHERA Regulation 40 CFR 763 Appendix C to Subpart E, April 30, 1987.
- C. The Contractor is required to be certified, accredited and licensed as required by the State of Connecticut Department of Public Health.
- D. In accordance with 29 CFR 1926.1101, all workers shall receive a training course covering the dangers inherent in handling asbestos, the dangers of breathing asbestos dust, proper work procedures, and proper worker protective measures. This course must include but is not limited to the following:
 - 1. Methods of recognizing asbestos
 - 2. Health effects associated with asbestos
 - 3. Relationship between smoking and asbestos in producing lung cancer
 - 4. Nature of operations that could result in exposure to asbestos
 - 5. Importance of and instruction in the use of necessary protective controls, practices and procedures to minimize exposure including:
 - a. Engineering controls
 - b. Work Practices
 - c. Respirators
 - d. Housekeeping procedures
 - e. Hygiene facilities
 - f. Protective clothing
 - g. Decontamination procedures
 - h. Emergency procedures
 - i. Waste disposal procedures
 - 6. Purpose, proper use, fitting, instructions, and limitations of respirators as required by 29 CFR 1910.134
 - 7. Appropriate work practices for the work
 - 8. Requirements of medical surveillance program
 - 9. Review of 29 CFR 1926
 - 10. Pressure Differential Systems
 - 11. Work practices including hands on or on-job training
 - 12. Personal Decontamination procedures
 - 13. Air monitoring, personal and area
- E. The Contractor shall provide medical examinations for all workers in accordance with OSHA requirements as set forth in 29 CFR 1926.1101.
- F. Submit the following to Owner/Consultant for review. The Contractor shall not start work until these submittals are reviewed by the Consultant indicating that they are acceptable.

1. Submit copies of certificates from an EPA-approved AHERA Abatement Workers course for each worker as evidence that each Asbestos Abatement Worker is accredited as required by the AHERA Regulation 40 CFR 763 Appendix C to Subpart E, April 30, 1987.
 2. Submit evidence that the Contractor is licensed to perform asbestos abatement work by the State of Connecticut Department of Public Health.
 3. Submit an original signed copy of the Certificate of Worker's Acknowledgment found at the end of this section, for each worker who is to be at the job site or enter the Work Area.
 4. Submit documents verifying that each worker has had a medical examination within the last 12 months in compliance with OSHA medical surveillance requirements.
 5. Statement that worker is able to wear and use the type of respiratory protection proposed for the project, and is able to work safely in an environment capable of producing heat/cold stress in the worker.
- G. Submit certification signed by an officer of the company and notarized that exposure measurements, medical surveillance, and worker training records are being kept in conformance with 29 CFR 1926.

1.13 CONTRACTOR'S AIR SAMPLING RESPONSIBILITY

- A. The Contractor shall be responsible for independently monitoring airborne asbestos concentrations in the workers' breathing zones and to establish conditions and work procedures for maintaining compliance with OSHA Regulations 29 CFR 1910.1001, and 1926.1101.
- B. The Contractor's air sampling procedures shall ensure proper documentation of all personal air sampling results. The Contractor shall post and provide a report of the results to the Consultant within 48 hours after sample collection.
- C. All air sampling shall be conducted in accordance with methods described in OSHA Standards 29 CFR 1910.1001, 1926.1101.

PART 2 - PRODUCTS

2.1 MATERIALS

- A. Deliver all materials in the original packages, containers, or bundles bearing the name of the manufacturer and the brand name and product technical description.
- B. Damaged or deteriorating materials shall not be used and shall be removed from the premises. Material that becomes contaminated with asbestos shall be decontaminated or disposed of as asbestos waste.
- C. Polyethylene sheet in a roll size to minimize the frequency of joints shall be delivered to the job site with factory label indicating 4 or 6 mil.
- D. Polyethylene disposable bags shall be six (6) mil with pre-printed label. Tie wraps for bags shall be plastic, five (5) inches long (minimum), pointed and looped to secure filled plastic

bags.

- E. Tape or adhesive spray will be capable of sealing joints in adjacent polyethylene sheets and for attachment of polyethylene sheet to finished or unfinished surfaces of dissimilar materials and capable of adhering under both dry and wet conditions, including use of amended water.
- F. Surfactant (wetting agent), shall consist of fifty (50) percent polyoxyethylene ether and fifty (50) percent polyoxyethylene ester, or equivalent, and shall be mixed with water to provide a concentration of one (1) ounce surfactant to five (5) gallons of water or as directed by manufacturer.
- G. Removal encapsulant shall be non-flammable factory prepared penetrating chemical encapsulant found acceptable to Consultant. Usage shall be in accordance with manufacturer's printed technical data.
- H. The Contractor shall have available spray equipment capable of mixing wetting agent with water and capable of generating sufficient pressure and volume and having sufficient hose length to reach all areas with asbestos and lead.
- I. Impermeable containers are to be used to receive and retain any asbestos and/or lead containing or contaminated materials until disposal at an acceptable disposal site. (The containers shall be labeled in accordance with OSHA Standard 29 CFR 1926.1101) Containers must be both air and watertight.
- J. Labels and signs, as required by OSHA Standard 29 CFR 1926.1101 will be used.
- K. Encapsulant shall be bridging or penetrating type which has been found acceptable to the Consultant. Usage shall be in accordance with manufacturer's printed technical data.
- L. HEPA filtered local exhaust ventilation shall be utilized during the installation of enclosures and supports where asbestos-containing materials may be disturbed.

2.2 TOOLS AND EQUIPMENT

- A. The Contractor shall provide all tools and equipment necessary for asbestos removal. Provide suitable tools for removal of window components containing, covered, or contaminated with asbestos.
- B. The Contractor's air monitoring professional shall have air monitoring equipment of type and quantity to monitor operations and conduct personnel exposure surveillance per OSHA requirements.
- C. The Contractor shall have available sufficient inventory of dated purchase orders for materials necessary for the job including protective clothing, respirators, filter cartridges, polyethylene sheeting of proper size and thickness, tape and air filters.
- D. The Contractor shall have available power cables or sources such as generators (where required).
- E. Exhaust air filtration system units shall contain HEPA filter(s) and be capable of producing

sufficient air exhaust to create negative pressure of at least 0.02 inches of water column within each enclosure with respect to outside areas. Equipment shall be checked for proper operation by smoke tubes or differential pressure gauge before the start of each shift and at least twice during the shift. Adequate exhaust air shall be provided for a minimum of four (4) air changes per hour within the enclosure. No air movement system or air filtering equipment shall discharge unfiltered air outside, nor shall filtered air units be exhausted indoors from the work area. The Contractor will have reserve units so that the exhaust air filtration system will operate continuously.

- F. Vacuum units, of suitable size and capacities for the project, shall have HEPA filter(s) capable of trapping and retaining at least 99.97 percent of all mono-dispersed particles of 0.3 micrometers in diameter or larger.

PART 3 - EXECUTION

3.1 PRE-CONSTRUCTION MEETING

- A. Prior to the start of work, a Pre-Construction Meeting will be scheduled and must be attended by the Contractor and any Sub-Contractors. The assigned Contractor/Sub-Contractor's Site Supervisor is also required to attend this meeting.
- B. A detailed project schedule and project submittals shall be presented by the Contractor at the Pre-Construction Meeting. Variations, amendments, and corrections to the presented schedule will be discussed, and the Owner and Consultant will inform the Contractor of any scheduling adjustments for this project.

3.2 WORK AREA PREPARATION

- A. Where necessary, within regulated areas, shut down electrical power, including receptacles and light fixtures. Under no circumstances during the decontamination procedures will lighting fixtures be permitted to be operating during the use of amended water. Provide GFCI devices, temporary power, and temporary lighting installed in compliance with the applicable electrical codes and by a licensed electrician.
- B. Shut down and/or isolate heating, cooling, and ventilation air systems or zones to prevent contamination and fiber dispersal to other areas of the structure. During the work, vents within the work area shall be "criticalled" with duct tape and polyethylene sheeting.
- C. Seal off all openings, including, but not limited to, windows, corridors, doorways, skylights, ducts, grills, diffusers, and any other penetration of the work areas, with polyethylene sheeting a minimum of six (6) mils thick, sealed with duct tape.
- D. The Contractor shall pre-clean moveable objects within the proposed work areas using HEPA vacuum equipment and/or wet cleaning methods as appropriate and remove such objects from work areas to a temporary location.
- E. Pre-clean fixed objects within the work areas, using HEPA vacuum equipment and/or wet cleaning methods as appropriate, and enclose with a minimum six (6) mil plastic sheeting sealed with duct tape.

- F. Clean the proposed work areas using HEPA vacuum equipment or wet cleaning methods as appropriate. Do not use methods that raise dust, such as dry sweeping or vacuuming with equipment not equipped with HEPA filters.
- G. After HEPA vacuum cleaning, work area containment, as applicable, shall be constructed of a minimum of 2 layers of 6-mil polyethylene sheeting for the walls and floors as appropriate.

3.3 DECONTAMINATION SYSTEM

- A. The Contractor shall establish a decontamination enclosure (Decon) contiguous to the work area consisting of equipment room, shower room, and clean room in series. The only access between contaminated and uncontaminated areas shall be through this decontamination enclosure. Use of remote Decon is permitted if such use is indicated in the Notification.
- B. Access between rooms in the decontamination system shall be through double-flap curtained openings. The clean room, shower room, and the equipment room within the decontamination enclosure, shall be completely sealed ensuring that the sole source of airflow through this area originates from uncontaminated areas outside the work area.
- C. Construct the decontamination system with wood or metal framing, 3/8" sheathing and cover both sides with a double layer of six (6) mil polyethylene sheeting, spray glued or taped at the joints. Caulk joints watertight at floor, walls, and ceiling.

3.4 ASBESTOS REMOVAL PROCEDURE - GENERAL

- A. The Contractor shall have a designated "Competent Person" on the job at all times to ensure establishment of a proper enclosure system and proper work practices throughout project.
- B. Abatement work will not commence until authorized by the Town.
- C. Spray asbestos materials with amended water using airless spray equipment or apply approved removal wetting agent to reduce the release of fibers during removal operation. The Consultant shall pre-approve the use of amended water as the wetting agent.
- D. In order to maintain indoor asbestos concentrations to the minimum, the wet asbestos must be removed in manageable sections. Material drop shall not exceed eight (8) feet. For heights up to 15 feet, provide inclined chutes or scaffolding to intercept drop. For heights exceeding 15 feet, the Contractor shall provide an enclosed dust-proof chute.
- E. Fill disposal containers as removal proceeds, seal filled containers and clean containers before transporting to equipment decontamination enclosure. Wet clean each container thoroughly, double bag and apply caution label. Ensure that workers do not exit the work area through the equipment decontamination enclosure.
- F. After completion of stripping work, all surfaces from which asbestos has been removed shall be wet brushed, using a nylon brush, wet wiped, and sponged or cleaned by an equivalent method to remove all visible material (wire brushes are not permitted). During

this work, the surfaces being cleaned shall be kept wet.

- G. Remove and containerize all visible accumulations of asbestos-containing and/or asbestos-contaminated debris. During cleanup, utilize brooms, rubber dust pan, and rubber squeegees.
- H. Sealed disposal containers, and all equipment used in the work area, shall be included in the cleanup and shall be removed from work areas via the equipment decontamination enclosure at an appropriate time in the cleaning sequence. All asbestos waste shall be placed in 6-mil polyethylene disposal bags and shall be double bagged in the equipment decontamination enclosure before removal from the site.
- I. At any time during asbestos removal, should the Consultant suspect contamination of areas outside the work area(s), he/she shall cause all abatement work to stop until the Contractor takes steps to decontaminate these areas and eliminate the causes of such contamination. Unprotected individuals shall be prohibited from entering suspected contaminated areas until air sampling and visual inspections certify decontamination.
- J. After completion of the initial final cleaning procedure, but prior to encapsulation, a pre-sealant inspection shall be conducted by the Consultant. The pre-sealant inspection shall verify that ACM and residual dust has been removed from the work area.

3.5 ASBESTOS REMOVAL PROCEDURE – EXTERIOR CAULKING COMPOUND

- A. Place 6-mil polyethylene sheeting on ground below window or door. Seal interior side of window/door with critical barrier to prevent contamination of interior of building. Use wet methods, appropriate tools, and HEPA vacuum to perform this work.
- B. Remove the window or door system from exterior wall and remove the asbestos-containing caulking compound from building, window/door, and window or door opening. The window/door opening should be completely clean to ensure complete removal of caulking compound.

3.6 ASBESTOS REMOVAL PROCEDURE – TAR ON FLOOR

- A. Where necessary, shut down all electrical devices, including receptacles and light fixtures.
- B. Before using wet methods to remove resilient flooring on the upper floor, seal openings, and penetrations in the floor to prevent water leakage.
- C. Remove tar on floor using the following procedure:
 - 1. Wet the floor with amended water, removal encapsulant, or detergent solution, so that entire surface is wet. Do not allow puddle or run off to other areas. If a removal encapsulant is used, use in strict accordance with manufacturer's instructions.
 - 2. Keep floor continuously wet throughout removal operation.
 - 3. Remove tar on floor using a manual or powered spade, or chemicals. Continuously mist floor in area where machine is working with amended water, removal encapsulant or detergent solution. Wet any debris generated as necessary to keep continuously wet.

4. Remove tar from floor with chemical methods.

D. Debris and Waste

1. Place bagged waste in a second disposal bag during decontamination and dispose of as asbestos waste.
2. Use buffer and detergent to clean chemical mastic remover from floor.

E. After completion of all floor removal work and prior to the removal of critical barriers and decontamination units, the Contractor shall conduct final cleaning.

3.7 CONSULTANT

A. The Owner shall retain a Consultant for the purposes of construction management and project monitoring during Asbestos Abatement. The Consultant will represent the Owner in all tasks of the abatement project at the discretion of the Owner. The Asbestos Abatement Contractor will regard the Consultant's direction as authoritative and binding as provided herein, in matters particularly but not limited to approval of work areas, review of monitoring results, completion of the various segments of work, final completion of the abatement, submission of data, and daily field punch list items.

3.8 CONSULTANTS' AIR SAMPLING RESPONSIBILITIES

A. Air sampling shall be conducted by the Consultant to ascertain the integrity of controls that protect the building from asbestos contamination. Independently, the Contractor shall monitor air quality within the work area to ascertain the protection of employees and to comply with OSHA regulations.

B. Consultant's air sampling professional shall conduct air sampling following the final cleanup phase of the project in each work area, once the "no visible residue" criterion, as established by the project monitor, has been met. Five (5) samples shall be collected inside each work area utilizing aggressive methods to comply with the State of Connecticut Department of Public Health Standards for Asbestos Abatement, sections 19a-332a-12, and 19a-332a-13 and United States Environmental Protection Agency (USEPA) Asbestos-Containing Materials in Schools regulation 40 CFR Part 763. Analysis of the samples to determine airborne concentrations of asbestos shall be conducted either by Transmission Electron Microscopy (TEM) method with an average limit of 70.0 structures per square millimeter (s/mm²) of filter surface or by Phase Contrast Microscopy (PCM) with a limit of 0.010 fibers per cubic centimeters of air (f/cm³) in accordance with the above regulations.

C. The Consultant's project monitor may provide continual evaluation of the air quality of the building during removal, using his/her best professional judgments in respect to the State of Connecticut Department of Health Services guideline of 0.010 fiber/cc and the background air quality established during the pre-abatement period.

D. If the project monitor determines that the building air quality has been compromised from the project activities, he/she shall immediately inform the Contractor to cease all removal operations and implement a work stoppage clean up procedure. The Contractor shall conduct a thorough cleanup of the areas of the building designated by the Consultant. No further removal work can take place until the project monitor has assessed that the building

air has been decontaminated.

- E. Air samples shall be collected as required to obtain a volume of 1,200 liters. Samples shall be analyzed by Phase Contrast Microscopy (PCM) methodology using the NIOSH 7400 protocol.

3.9 CONSULTANT'S INSPECTION RESPONSIBILITIES

- A. Inspections shall be conducted by the Consultant throughout the progress of the abatement project. Inspections shall be conducted in order to document the progress of the abatement work as well as the procedures and practices employed by the abatement Contractor.
- B. The Consultant shall perform the following inspections during the course of abatement activities:
 - 1. Pre-commencement Inspection. Pre-commencement inspections shall be performed at the time requested by the abatement Contractor. The Consultant shall be informed sufficiently in advance of the time the inspection is needed. During the course of the pre-commencement inspection, the Consultant shall inspect the containment and surrounding work areas. This shall include, but not be limited to, inspection of barrier integrity, the worker decontamination facility, utilization of power sources, and location and capacity of negative air filtration devices. If, during the course of the pre-commencement inspection, deficiencies are found, the Contractor shall perform the necessary adjustments in order to obtain compliance.
 - 2. Work Area Inspections. Work area inspections may be conducted on a daily basis at the discretion of the Owner/Consultant. During the course of the work inspections, the Consultant shall observe the Contractor's removal procedures, verify barrier integrity, monitor negative air filtration devices, assess project progress, and inform the abatement Contractor of specific remedial activities if deficiencies are noted.
 - 3. Pre-sealant Final Visual Inspection. A pre-sealant inspection for each work area shall be conducted by the Consultant upon the request of the abatement Contractor. The pre-sealant inspection shall be conducted after completion of the initial cleaning procedures, but prior to encapsulation. The pre-sealant inspection shall verify that all ACM and residual debris have been removed from the work area. If, during the course of the pre-sealant inspection, the Consultant identifies residual dust or debris, the Contractor shall comply with the request of the Consultant in order to render the area "dust free."

3.10 DISPOSAL OF ASBESTOS

- A. All disposal of asbestos-containing and/or asbestos contaminated material must be in compliance with requirements of and authorized by the office of Solid Waste Management, Department of Environmental Protection (DEP), and State of Connecticut.
- B. Disposal approvals shall be obtained before commencing asbestos removal.
- C. A copy of approved disposal authorization shall be provided to the Owner and Consultant and any required federal, state, or local agencies.

- D. Copies of all Waste Shipment Record (WSR) shall be retained by the Consultant as part of the project file. The WSR will be signed by the landfill operator on receipt and the quantity of asbestos debris leaving the job site and arriving at the landfill acknowledged.
- E. All asbestos debris shall be transported in covered, sealed vans, boxes, or dumpsters that are physically separated from the driver by an airtight barrier. All vehicles must be properly licensed to meet DOT requirements.
- F. Any vehicles used to store or transport ACM will either be removed from the property at night, or securely locked and posted to prevent disturbance.

END OF SECTION

CERTIFICATE OF WORKER'S ACKNOWLEDGMENT

PROJECT NAME _____ DATE _____
PROJECT ADDRESS _____
CONTRACTOR'S NAME _____

WORKING WITH ASBESTOS CAN BE DANGEROUS. INHALING ASBESTOS FIBERS HAS BEEN LINKED WITH VARIOUS TYPES OF CANCER. IF YOU SMOKE AND INHALE ASBESTOS FIBERS THE CHANCE THAT YOU WILL DEVELOP LUNG CANCER IS GREATER THAN THAT OF THE NON-SMOKING PUBLIC.

Your employer's contract with the Owner for the above project requires that: You be supplied with the proper respirator and be trained in its use. You be trained in safe work practices and in the use of the equipment found on the job. You receive a medical examination. These things are to have been done at no cost to you.

RESPIRATORY PROTECTION: You must have been trained in the proper use of respirators, and informed of the type respirator to be used on the above referenced project. You must be given a copy of the written respiratory protection manual issued by your employer. You must be equipped at no cost with the respirator to be used on the above project.

TRAINING COURSE: You must have been trained in the dangers inherent in handling asbestos and breathing asbestos dust and in proper work procedures and personal and area protective measures. The topics covered in the course must have included the following:

- Physical characteristics of asbestos
- Health hazards associated with asbestos
- Respiratory protection
- Use of protective equipment
- Pressure Differential Systems
- Work practices including hands on or on-job training
- Personal decontamination procedures
- Air monitoring, personal and area

MEDICAL EXAMINATION: You must have had a medical examination within the past 12 months at no cost to you. This examination must have included: health history, pulmonary function tests and may have included an evaluation of a chest x-ray.

By signing this document you are acknowledging only that the Owner of the building you are about to work in has advised you of your rights to training and protection relative to your employer, the Contractor.

Signature _____

Social Security No. _____

Printed Name _____ Witness _____

PRE-DEMOLITION LEAD-BASED PAINT TESTING



**68 Matson Hill Road
Glastonbury, Connecticut**

September 2009

Ref. No. 103139R02

Prepared for:

Mr. Daniel Pennington, PE
Town Engineer/Manager of Physical Services
Town of Glastonbury
2155 Main Street
Glastonbury, CT 06033

Prepared by:



TRITON ENVIRONMENTAL, INC.
Environmental Consulting & Engineering



September 18, 2009

Mr. Daniel Pennington, PE
Town Engineer/Manager of Physical Services
Town of Glastonbury
2155 Main Street
Glastonbury, CT 06033

**Subject: Pre-Demolition Lead-Based Paint Testing
Former J.T. Slocomb Facility
68 Matson Hill Road – Glastonbury, Connecticut**

Dear Mr. Pennington:

Triton Environmental, Inc. (Triton) has completed pre-demolition lead-based paint (LBP) testing of the building materials at the former J.T. Slocomb facility located at 68 Matson Hill Road in Glastonbury, Connecticut (the site). The approximate location of the site is depicted on Figure 1. The site consists of an approximately 22-acre parcel, and is developed with an approximately 85,000 square-foot industrial/commercial building. The purpose of the testing was to attempt to identify the presence of LBP within building materials that may be present at concentrations that would require special handling and disposal during building demolition activities.

Lead Based Paint (LBP) Testing Discussion and Results

Site activities were conducted by Triton field personnel on August 27, 2009. The testing was completed in accordance methods described in the "Guidance for the Management and Disposal of Lead-Contaminated Materials Generated in Lead Abatement, Renovation, and Demolition Industries" published by the Connecticut Department of Environmental Protection (CTDEP). A walk through of the site building was first completed to identify the nature of the different building components (i.e. wood, concrete, brick, glass, metal, etc.) to be removed, and to assess the amount of floor space present in the building. A total of 35 composite samples (approximately one per 2,500 square feet of floor space) were then collected from various areas throughout the site building. Composite samples were prepared by removing portions of identified building components and mixing them together in proportion to their percent by weight in the total quantity of materials being removed. This sampling methodology is designed to ensure that the resulting composite samples are representative of the building components being removed during demolition.

Composite samples were submitted to a Connecticut certified laboratory and analyzed for leachable lead by Toxicity Characteristic Leaching Procedure (TCLP) analysis. The results of the TCLP lead-based paint testing indicate that TCLP lead levels in each sample were below the hazardous threshold of 5.0 mg/L. Copies of the laboratory analytical data are attached. As

indicated, leachable lead was detected in 16 of the 35 samples at concentrations ranging from 0.014 mg/L to 0.26 mg/L. Therefore the demolition debris generated from the building will not require handling as hazardous waste.

Limitations

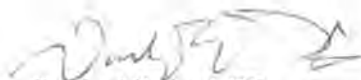
Triton has relied upon information provided by subcontractors (testing laboratories) in completing the LBP testing. Triton provides no warranty regarding the accuracy and completeness of the information provided by subcontractors.

This letter is intended solely to summarize the results of the pre-demolition LBP testing conducted at the site. Other hazardous building materials may be present. This letter is not intended to serve as a technical specification for building demolition and should not be used as such. All demolition activities should be conducted in accordance with all applicable local, State, and Federal regulations and OSHA guidelines.

Closing

Triton has appreciated the opportunity to assist the Town of Glastonbury with this project. We are available to discuss these conclusions and recommendations with you at your convenience. If you should have any questions or comments regarding this letter or the enclosed report, please contact us at 203.458.7200.

Sincerely,



Darby Hittle, LEP
Senior Project Manager

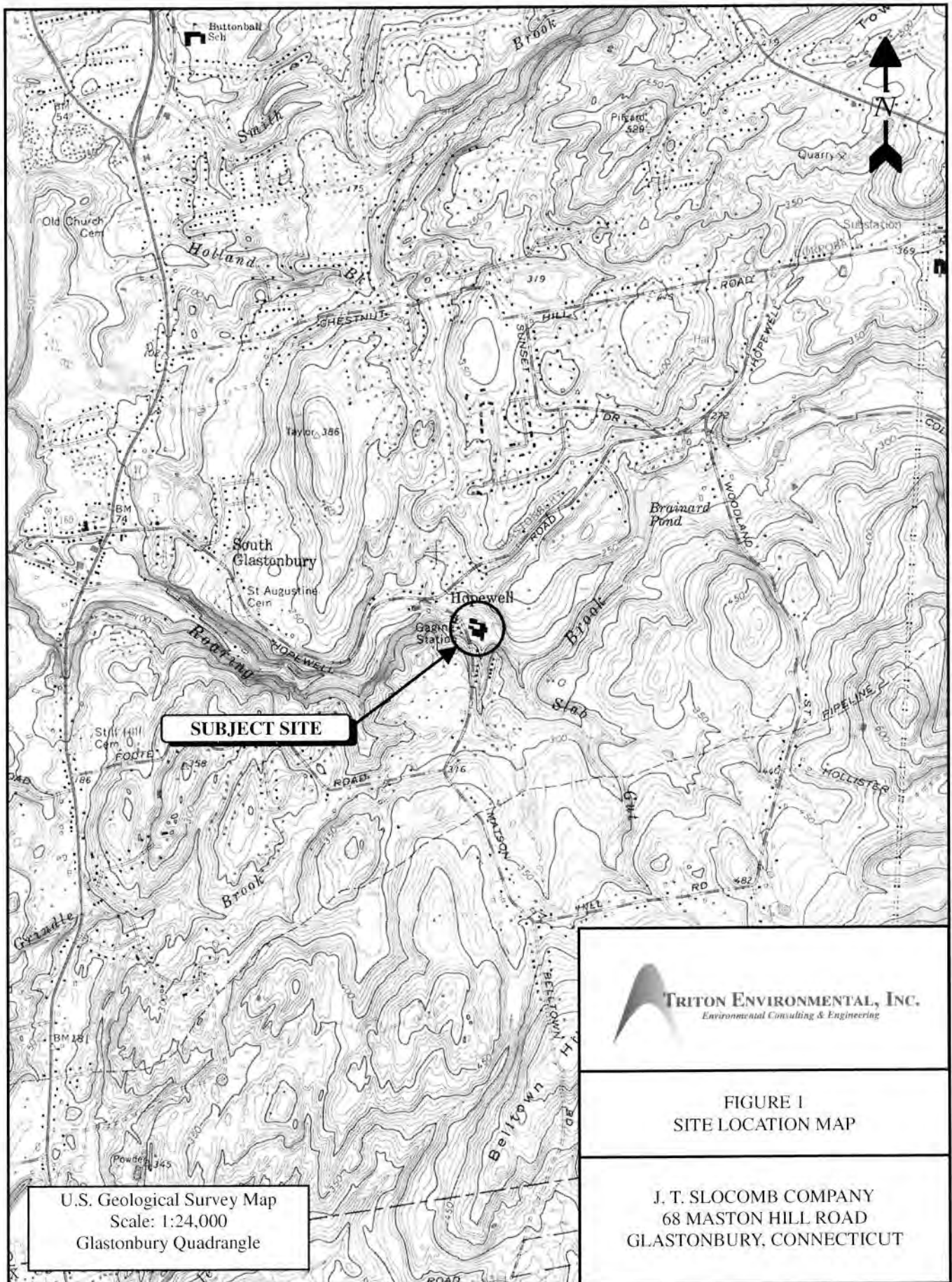


J. Carver Glezen, L.E.P.
Senior Vice President

Attachments

- Figure 1 Site Location Map
- Appendix A Testing and Laboratory Reports

FIGURES



U.S. Geological Survey Map
 Scale: 1:24,000
 Glastonbury Quadrangle

TRITON ENVIRONMENTAL, INC.
Environmental Consulting & Engineering

FIGURE 1
 SITE LOCATION MAP

J. T. SLOCOMB COMPANY
 68 MASTON HILL ROAD
 GLASTONBURY, CONNECTICUT

APPENDIX A

Testing and Laboratory Reports



80 Lupes Drive
Stratford, CT 06615

Tel: (203) 377-9984
Fax: (203) 377-9952
e-mail: cet@cetlabs.com

September 4, 2009

Mr. Frank Kehoe
Triton Environmental
385 Church St.
Guilford, CT 06437

Project: 103139 Glastonbury
CET #: 09080640

Solid: JTS1-A; JTS1-B; JTS1-C; JTS1-D; JTS1-E; JTS1-F; JTS1-G; JTS1-H; JTS1-I; JTS1-J; JTS1-K; JTS1-L; JTS1-M; JTS1-N;
JTS1-O; JTS1-P; JTS1-Q; JTS1-R; JTS1-S; JTS1-T; JTS1-U; JTS1-V; JTS1-W; JTS2-A; JTS2-B; JTS2-C; JTS2-D; JTS2-E; JTS2-F;
JTS2-G; JTS2-H; JTS2-I; JTS3-A; JTS3-B; JTS3-C
Collection Date(s): 8/27/2009

PREP ANALYSIS:

TCLP, Metals [EPA 1311]

Client ID	JTS1-A	JTS1-B	JTS1-C	JTS1-D	JTS1-E
CET ID	AE18637	AE18638	AE18639	AE18640	AE18641
Date Analyzed	8/31/2009	8/31/2009	8/31/2009	8/31/2009	8/31/2009

TCLP, Metals [EPA 1311]

Client ID	JTS1-F	JTS1-G	JTS1-H	JTS1-I	JTS1-J
CET ID	AE18642	AE18643	AE18644	AE18645	AE18646
Date Analyzed	8/31/2009	8/31/2009	8/31/2009	8/31/2009	8/31/2009

TCLP, Metals [EPA 1311]

Client ID	JTS1-K	JTS1-L	JTS1-M	JTS1-N	JTS1-O
CET ID	AE18647	AE18648	AE18649	AE18650	AE18651
Date Analyzed	9/1/2009	9/1/2009	9/1/2009	9/1/2009	9/1/2009

NOTES:
ND is Not Detected.

Connecticut Laboratory Certification PH 0116
Massachusetts Laboratory Certification M-CT903
Rhode Island Laboratory Certification 199

Cet#: 09080640
 Project: 103139 Glastonbury

TCLP, Metals [EPA 1311]

Client ID	JTS1-P	JTS1-Q	JTS1-R	JTS1-S	JTS1-T
CET ID	AE18652	AE18653	AE18654	AE18655	AE18656
Date Analyzed	9/1/2009	9/1/2009	9/1/2009	9/1/2009	9/1/2009

TCLP, Metals [EPA 1311]

Client ID	JTS1-U	JTS1-V	JTS1-W	JTS2-A	JTS2-B
CET ID	AE18657	AE18658	AE18659	AE18660	AE18661
Date Analyzed	9/1/2009	9/1/2009	9/3/2009	9/3/2009	9/3/2009

TCLP, Metals [EPA 1311]

Client ID	JTS2-C	JTS2-D	JTS2-E	JTS2-F	JTS2-G
CET ID	AE18662	AE18663	AE18664	AE18665	AE18666
Date Analyzed	9/3/2009	9/3/2009	9/3/2009	9/3/2009	9/3/2009

TCLP, Metals [EPA 1311]

Client ID	JTS2-H	JTS2-I	JTS3-A	JTS3-B	JTS3-C
CET ID	AE18667	AE18668	AE18669	AE18670	AE18671
Date Analyzed	9/3/2009	9/3/2009	9/3/2009	9/3/2009	9/3/2009

ANALYSIS:

TCLP Metals [EPA 6020A] Units: mg/l

Client ID	JTS1-A	JTS1-B	JTS1-C	JTS1-D	JTS1-E
CET ID	AE18637	AE18638	AE18639	AE18640	AE18641
Date Analyzed	9/1/2009	9/1/2009	9/1/2009	9/1/2009	9/1/2009
Dilution	1.0	1.0	1.0	1.0	1.0
Lead	0.058	0.018	0.19	ND < 0.013	0.086

TCLP Metals [EPA 6020A] Units: mg/l

Client ID	JTS1-F	JTS1-G	JTS1-H	JTS1-I	JTS1-J
CET ID	AE18642	AE18643	AE18644	AE18645	AE18646
Date Analyzed	9/1/2009	9/1/2009	9/1/2009	9/1/2009	9/1/2009
Dilution	1.0	1.0	1.0	1.0	1.0
Lead	ND < 0.013	ND < 0.013	0.016	ND < 0.013	ND < 0.013

Notes:
 ND is Not Detected.

Cet#: 09080640

Project: 103139 Glastonbury

TCLP Metals [EPA 6020A] Units: mg/l

Client ID	JTS1-K	JTS1-L	JTS1-M	JTS1-N	JTS1-O
CET ID	AE18647	AE18648	AE18649	AE18650	AE18651
Date Analyzed	9/2/2009	9/2/2009	9/2/2009	9/2/2009	9/2/2009
Dilution	1.0	1.0	1.0	1.0	1.0
Lead	0.021	ND < 0.013	ND < 0.013	ND < 0.013	ND < 0.013

TCLP Metals [EPA 6020A] Units: mg/l

Client ID	JTS1-P	JTS1-Q	JTS1-R	JTS1-S	JTS1-T
CET ID	AE18652	AE18653	AE18654	AE18655	AE18656
Date Analyzed	9/2/2009	9/2/2009	9/2/2009	9/2/2009	9/2/2009
Dilution	1.0	1.0	1.0	1.0	1.0
Lead	ND < 0.013	ND < 0.013	ND < 0.013	0.014	0.021

TCLP Metals [EPA 6020A] Units: mg/l

Client ID	JTS1-U	JTS1-V	JTS1-W	JTS2-A	JTS2-B
CET ID	AE18657	AE18658	AE18659	AE18660	AE18661
Date Analyzed	9/2/2009	9/2/2009	9/3/2009	9/3/2009	9/3/2009
Dilution	1.0	1.0	1.0	1.0	1.0
Lead	ND < 0.013	ND < 0.013	ND < 0.013	0.11	0.052

TCLP Metals [EPA 6020A] Units: mg/l

Client ID	JTS2-C	JTS2-D	JTS2-E	JTS2-F	JTS2-G
CET ID	AE18662	AE18663	AE18664	AE18665	AE18666
Date Analyzed	9/3/2009	9/3/2009	9/3/2009	9/3/2009	9/3/2009
Dilution	1.0	1.0	1.0	1.0	1.0
Lead	0.032	ND < 0.013	ND < 0.013	ND < 0.013	ND < 0.013

TCLP Metals [EPA 6020A] Units: mg/l

Client ID	JTS2-H	JTS2-I	JTS3-A	JTS3-B	JTS3-C
CET ID	AE18667	AE18668	AE18669	AE18670	AE18671
Date Analyzed	9/3/2009	9/3/2009	9/3/2009	9/3/2009	9/3/2009
Dilution	1.0	1.0	1.0	1.0	1.0
Lead	0.20	0.037	0.019	0.26	0.016

Notes:
ND is Not Detected.

September 4, 2009

Cet#: 09080640
Project: 103139 Glastonbury

TCLP Metals Dup by ICP/MS [EPA 6020A] Units: mg/l

Client ID	JTS1-D	JTS1-W
CET ID	AE18640	AE18659
Date Analyzed	9/1/2009	9/3/2009
Dilution	1	1
Lead	ND < 0.013	ND < 0.013

Sincerely,



David Ditta
Laboratory Director

Notes:
ND is Not Detected.



80Lupes Drive
Stratford, CT 06615

Tel: (203) 377-9984
Fax: (203) 377-9952
e-mail: cet@cetlabs.com

QA Report

Project: 103139 Glastonbury
CET#: 09080640

Blank/LCS Report

QA Type: TCLP Metals Date Analyzed: 9/1/2009 Batch ID: 62971

Analyte	Blank	LCS%Rec	LCS CL
Lead	ND<0.013	97	80-120

All associated samples: AE18637 AE18638 AE18639 AE18640 AE18641 AE18642 AE18643 AE18644 AE18645 AE18646

QA Type: TCLP Metals Date Analyzed: 9/2/2009 Batch ID: 62982

Analyte	Blank	LCS%Rec	LCS CL
Lead	ND<0.013	97	80-120

All associated samples: AE18647 AE18648 AE18649 AE18650 AE18651 AE18652 AE18653 AE18654 AE18655 AE18656 AE18657 AE18658

QA Type: TCLP Metals Date Analyzed: 9/3/2009 Batch ID: 63012

Analyte	Blank	LCS%Rec	LCS CL
Lead	ND<0.013	105	80-120

All associated samples: AE18659 AE18660 AE18661 AE18662 AE18663 AE18664 AE18665 AE18666 AE18667 AE18668 AE18669 AE18670 AE18671

Matrix Spike Report

QA Type: TCLP Metals Date Analyzed: 9/1/2009 Sample ID: AE18640 Client ID: JTS1-D

Analyte	SampRes	Amt	MS%R	MSD%R	MS CL	RPD	RPD CL
Lead	ND<0.013	0.20	108	110	70-130	1.83	20

QA Type: TCLP Metals Date Analyzed: 9/3/2009 Sample ID: AE18659 Client ID: JTS1-W

Analyte	SampRes	Amt	MS%R	MSD%R	MS CL	RPD	RPD CL
Lead	ND<0.013	0.20	108	106	70-130	1.87	20

ND is not detected

QC Batch Report

TCLP Metals Batch 62971

CET ID	Client Sample ID	Matrix	Collection Date
AE18637	JTS1-A	Solid	8/27/2009
AE18638	JTS1-B	Solid	8/27/2009
AE18639	JTS1-C	Solid	8/27/2009
AE18640	JTS1-D	Solid	8/27/2009
AE18641	JTS1-E	Solid	8/27/2009
AE18642	JTS1-F	Solid	8/27/2009
AE18643	JTS1-G	Solid	8/27/2009
AE18644	JTS1-H	Solid	8/27/2009
AE18645	JTS1-I	Solid	8/27/2009
AE18646	JTS1-J	Solid	8/27/2009

TCLP Metals Batch 62982

CET ID	Client Sample ID	Matrix	Collection Date
AE18647	JTS1-K	Solid	8/27/2009
AE18648	JTS1-L	Solid	8/27/2009
AE18649	JTS1-M	Solid	8/27/2009
AE18650	JTS1-N	Solid	8/27/2009
AE18651	JTS1-O	Solid	8/27/2009
AE18652	JTS1-P	Solid	8/27/2009
AE18653	JTS1-Q	Solid	8/27/2009
AE18654	JTS1-R	Solid	8/27/2009
AE18655	JTS1-S	Solid	8/27/2009
AE18656	JTS1-T	Solid	8/27/2009
AE18657	JTS1-U	Solid	8/27/2009
AE18658	JTS1-V	Solid	8/27/2009

TCLP Metals Batch 63012

CET ID	Client Sample ID	Matrix	Collection Date
AE18659	JTS1-W	Solid	8/27/2009
AE18660	JTS2-A	Solid	8/27/2009
AE18661	JTS2-B	Solid	8/27/2009
AE18662	JTS2-C	Solid	8/27/2009
AE18663	JTS2-D	Solid	8/27/2009
AE18664	JTS2-E	Solid	8/27/2009
AE18665	JTS2-F	Solid	8/27/2009
AE18666	JTS2-G	Solid	8/27/2009
AE18667	JTS2-H	Solid	8/27/2009
AE18668	JTS2-I	Solid	8/27/2009
AE18669	JTS3-A	Solid	8/27/2009
AE18670	JTS3-B	Solid	8/27/2009
AE18671	JTS3-C	Solid	8/27/2009



COMPLETE ENVIRONMENTAL TESTING, INC.

80 Lupes Drive
Stratford, CT 06615
Tel: (203) 377-9984
Fax: (203) 377-9952
e-mail: cet@cetlabs.com

Sample ID	Date/Time	Matrix	Turnaround Time ** (check one)
JTS1-A	8-27-09 / 1110	A=Air S=Soil W=Water DW=Drinking W. C=Cassette Solid Wipe Other (Specify)	Standard 2-3 Days 24 Hours Same Day
JTS1-B	/ 1115	B=Drinking W. W=Water	X
JTS1-C	/ 1120		
JTS1-D	/ 1125		
JTS1-E	/ 1130		
JTS1-F	/ 1135		
JTS1-G	/ 1140		
JTS1-H	/ 1145		
JTS1-I	/ 1150		
JTS1-J	/ 1155		

PRESERVATIVE (Cl-HCl, N-HNO₃, S-H₂SO₄, Na-NaOH, C-Cool, O-Other)

CONTAINER TYPE (P-Plastic, G-Glass, V-Vial, O-Other)

Soil VOCs Only (M=MeOH B= Bisulfate W=Water F=Vial E=Encore)

RELINQUISHED BY: DATE/TIME RECEIVED BY:

RELINQUISHED BY: DATE/TIME RECEIVED BY:

RELINQUISHED BY: DATE/TIME RECEIVED BY:

RELINQUISHED BY: DATE/TIME RECEIVED BY:

RELINQUISHED BY: DATE/TIME RECEIVED BY:

RELINQUISHED BY: DATE/TIME RECEIVED BY:

RELINQUISHED BY: DATE/TIME RECEIVED BY:

Client / Reporting Information

Company Name: Triton Environmental, Inc.
Address: 385 Church Street, Suite 201
City: Guilford State: CT Zip: 06437
Report To: Frank J Kehoe E-mail: frank@tritonenvironmentals.com
Phone #: 203458-7200 Fax #: 203458-7201

CHAIN OF CUSTODY RECORD

Volatile Soils Only:

Date and Time in Freezer

Client:

CET:

Organics	Metals (check all that apply)	Additional Analysis
8260 Aromatics	13 Priority Poll	
8260 Halogens	8 RCRA	
SPLP 8260	TCLP Lead	
TCLP 8260	TOTAL	
TPH (418.1)	SPLP	
CT ETPH	Field Filtered	
8270 CT List	Lab To Filter	
8270 PNAS		
PCBS		
Pesticides		

NOTES:

As per Dave Ditta, TCLP lead analysis fee is \$25/sample for this project

Project Contact: Frank Kehoe PO # 103139

Project: 103139 Project #: 103139

Location: Glastonbury, CT Collector(s): LBP/FXK

QA/QC: Std Site Specific (MS/MSD) * RCP Pkg *

Data Report: Email PDF Excel Other Fax/Mail

RSR Reporting Limits (check one) GA GB SWP Other (Specify)

Lab Use: Evidence of Cooling: 8.70 °C or N

Temp Upon Receipt: 8.70 °C or N

SHEET 1 OF 4

* Additional charge may apply. ** TAT begins when the samples are received at the Lab. TAT for samples received after 3 p.m. will start on the next business day.



COMPLETE ENVIRONMENTAL TESTING, INC.

80 Lupes Drive
Stratford, CT 06615
Tel: (203) 377-9984
Fax: (203) 377-9952
e-mail: cet@cetlabs.com

Sample ID Date/Time

Matrix	Turnaround Time ** (check one)
A=Air S=Soil W=Water DW=Drinking W. C=Cassette Solid Wipe Other (Specify)	Standard 2-3 Days 24 Hours Same Day
JTS2-K	X
JTS2-L	
JTS1-M	
JTS1-N	
JTS1-O	
JTS1-P	
JTS1-Q	
JTS1-R	
JTS1-S	
JTS1-T	

PRESERVATIVE (Cl-HCl, N-HNO₃, S-H₂SO₄, Na-NaOH, C=Cool, O-Other)

CONTAINER TYPE (P-Plastic, G-Glass, V-Vial, O-Other)

Soil VOCs Only (M=MeOH B= Bisulfate W=Water F=Vial E=Encore)

RELINQUISHED BY: DATE/TIME RECEIVED BY:

RELINQUISHED BY: *[Signature]* DATE/TIME: 8-28-09 10:30
 RECEIVED BY: *[Signature]*
 RELINQUISHED BY: *[Signature]* DATE/TIME: 8-28-09 1:30
 RECEIVED BY: *[Signature]*

Client / Reporting Information

Company Name: Triton Environmental, Inc.
 Address: 385 Church Street, Suite 201
 City: Guilford, CT State: 06433
 Report To: Frank Kehoe E-mail: franke@tritonenvironmental.com
 Phone #: 2034587200 Fax #: 2034587201

CHAIN OF CUSTODY RECORD

Volatile Soils Only:

Date and Time in Freezer

Client: CET

Lab Use:


Organics		Metals (check all that apply)					Additional Analysis										
8260 Aromatics	8260 Halogens	SPLP 8260	TCLP 8260	TPH (418.1)	CT ETPH	8270 CT List	8270 PNAs	PCBS	Pesticides	13 Priority Poll.	8 RCRA	TOTAL	TCLP Lead	SPLP	Field Filtered	Lab To Filter	TOTAL # OF CONT.
													X				10

NOTES:

As per Dave Ditta, TCLP lead analysis fee is \$25/sample for this project

Project Contact: Frank Kehoe PO # 103139
 Project: 103139 Project #: 103139
 Location: Glastonbury, CT Collector(s): LBK/FXK
 QA/QC: Std Site Specific (MSMSD) * RCP Pkg *
 Data Report: Email PDF Excel Other Fax/Mail
 RSR Reporting Limits (check one): GA GB SWP Other (Specify)
 Evidence of Cooling: 18.7 °C or N SHEET 2 OF 4

* Additional charge may apply. ** TAT begins when the samples are received at the Lab. TAT for samples received after 3 p.m. will start on the next business day.



COMPLETE ENVIRONMENTAL TESTING, INC.

80 Lupes Drive
Stratford, CT 06615
Tel: (203) 377-9984
Fax: (203) 377-9952
e-mail: cet@cetlabs.com

Sample ID	Date/Time	Matrix	
		A=Air S=Soil W=Water DW=Drinking W. C=Cassette Solid Wipe Other (Specify)	Turnaround Time ** (check one)
JTS2-U	8-27-01/1250	Field/Soil	Standard
JTS2-V	1255		
JTS2-W	1300		
JTS2-A	1305		
JTS2-B	1310		
JTS2-C	1315		
JTS2-D	1320		
JTS2-E	1325		
JTS2-F	1330		
JTS2-G	1335		

PRESERVATIVE (Cl-HCl, N-HNO₃, S-H₂SO₄, Na-NaOH, C=Cool, O-Other)

CONTAINER TYPE (P-Plastic, G-Glass, V-Vial, O-Other)

Soil VOCs Only (M=MeOH B= Sodium Bisulfate W=Water F= Empty Vial E=Encore)

RELINQUISHED BY: DATE/TIME RECEIVED BY: DATE/TIME

RELINQUISHED BY: DATE/TIME RECEIVED BY: DATE/TIME

RELINQUISHED BY: DATE/TIME RECEIVED BY: DATE/TIME

RELINQUISHED BY: DATE/TIME RECEIVED BY: DATE/TIME

Client / Reporting Information

Company Name: Tridon Environmental Inc
 Address: 385 Church Street, Suite 201
 City: Guilford, CT State: CT Zip: 06437
 Report To: Frank Kehoe E-mail: frank@tridonenvironmental.com
 Phone #: 2034587200 Fax #: 2034587201

CHAIN OF CUSTODY RECORD

Volatile Soils Only:

Date and Time in Freezer

Client: CET

CET

Sample ID	Organics										Metals (check all that apply)					Additional Analysis			TOTAL # OF CONT.
	8260 Aromatics	8260 Halogens	SPLP 8260	TCLP 8260	TPH (418.1)	CT ETPH	8270 CT List	8270 PNAS	PCBS	Pesticides	13 Priority Poll	8 RCRA	TOTAL	TCLP Lead	SPLP	Field Filtered	Lab To Filter		
JTS2-U													X						
JTS2-V																			
JTS2-W																			
JTS2-A																			
JTS2-B																			
JTS2-C																			
JTS2-D																			
JTS2-E																			
JTS2-F																			
JTS2-G																			

NOTES:

As per Dave Ditta, TCLP lead analysis fee is \$25/sample for this project

Project Contact: Frank Kehoe PO # 103139

Project: 103139 Project #: 103139

Location: Glustabung, CT Collector(s): CBP/FXK

QA/QC: Std Site Specific (MS/MSD) * RCP Pkg *

Data Report: Email PDF Excel Other Fax/Mail

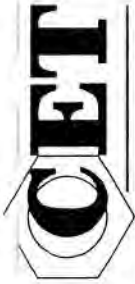
RSR Reporting Limits (check one): GA GB SWP Other (Specify)

Lab Use: Evidence of Cooling: 187 °C or N

Temp Upon Receipt: 187 °C or N

SHEET 3 OF 4

* Additional charge may apply. ** TAT begins when the samples are received at the Lab. TAT for samples received after 3 p.m. will start on the next business day.



COMPLETE ENVIRONMENTAL TESTING, INC.

80 Lupes Drive
Stratford, CT 06615
Tel: (203) 377-9984
Fax: (203) 377-9952
e-mail: cet@cetlabs.com

Sample ID	Date/Time	Matrix	Turnaround Time ** (check one)
JTS2-H	8-27-09/1340	A=Air S=Soil W=Water DW=Drinking W. C=Cassette Solid Wipe Other (Specify)	Standard
JTS2-I	1345	Buildings	2-3 Days
JTS3-A	1350		24 Hours
JTS3-B	1355		Same Day
JTS3-C	1400		

PRESERVATIVE (Cl-HCl, N-HNO₃, S-H₂SO₄, Na-NaOH, C=Cool, O-Other)

CONTAINER TYPE (P-Plastic, G-Glass, V-Vial, O-Other)

Soil VOCs Only (M=MeOH B= Bisulfate W= Water F= Vial E=Encore)

RELINQUISHED BY: DATE/TIME RECEIVED BY:

RELINQUISHED BY: DATE/TIME RECEIVED BY:

RELINQUISHED BY: DATE/TIME RECEIVED BY:

Client / Reporting Information

Company Name: Fritzen Environmental, Inc.
Address: 385 Church Street, Suite 201
City: Guilford, CT 06437
Report To: Frank Kehoe
Phone #: 2034587200 Fax #: 2034587201

CHAIN OF CUSTODY RECORD

Client: CET
Date and Time in Freezer

Sample ID	Organics										Metals (check all that apply)					Additional Analysis	TOTAL # OF CONT.	
	8260 Aromatics	8260 Halogens	SPLP 8260	TCLP 8260	TPH (418.1)	CT ETPH	8270 CT List	8270 PNAs	PCBs	Pesticides	13 Priority Poll	8 RCRA	TOTAL	TCLP Lead	SPLP			Field Filtered
JTS2-H																		
JTS2-I																		
JTS3-A																		
JTS3-B																		
JTS3-C																		

NOTES:

As per Dave Ditta, TCLP lead analysis fee is \$25/sample for this project

Project Contact: Frank Kehoe PO # 103139
Project: 103139
Location: Guilford, CT
Collector(s): LAB/FXK
QA/QC: Sid Site Specific (MS/MSD) * RCP Pkg *
Data Report: Email PDF Excel Other Fax/Mail
RSR Reporting Limits (check one) A B GB SWP Other (Specify)
Lab Use: Evidence of Cooling: 100°F or N Temp. Upon Receipt 100°F or N SHEET 4 OF 4

* Additional charge may apply. ** TAT begins when the samples are received at the Lab. TAT for samples received after 3 p.m. will start on the next business day. REV. 5/5/03

THIS PAGE INTENTIONALLY LEFT BLANK

PRE-DEMOLITION ASBESTOS SURVEY

**68 Matson Hill Road
Glastonbury, Connecticut**

September 2010

Ref. No. 103139R05

Prepared for:

Town of Glastonbury
2155 Main Street
Glastonbury, CT 06033

Prepared by:





September 13, 2010

Mr. Daniel Pennington, PE
Town Engineer/Manager of Physical Services
Town of Glastonbury
2155 Main Street
Glastonbury, CT 06033

**Subject: Pre-Demolition Asbestos Survey
68 Matson Hill Road – Glastonbury, Connecticut**

Dear Mr. Pennington:

Triton Environmental, Inc. (Triton) has prepared this report to summarize the results of a pre-demolition asbestos containing materials (ACM) survey for the former J.T. Slocomb facility building located at 68 Matson Hill Road in Glastonbury, Connecticut. It is our understanding that the Town of Glastonbury (the Town) intends to demolish the building and that a survey is required to ensure that ACM within the building is properly dealt with prior to or during demolition.

An asbestos survey was previously completed at the site by Mystic Air Quality Consultants, Inc. (Mystic) on behalf of the former owner of the property (Living Water Falls, LLC) in February of 2006. However, at the time of that survey, several areas of the property were not accessible. As such, certain data gaps existed in the overall survey of the building.

Given the proposed plans for building demolition, an updated survey was completed such that a comprehensive survey of the building could be obtained. The updated survey was performed on August 19, 2010 (also by Mystic Air Quality Consultants, Inc. on behalf of Triton). Copies of the 2006 and 2010 inspection reports are provided in Appendices A and B. It should be noted that the copy of the 2006 report that was provided to Triton was missing two pages from the executive summary letter. However, the analytical data and roster of materials was contained in-full in the enclosures. The results of the combined surveys are provided in the sections below.

Asbestos Containing Materials (ACM) Discussion and Results

The 2006 ACM survey was performed by Mr. Christopher Muller (CT license #00215) and the 2010 survey was conducted by Mr. Brian Woodard (CT license #000741). A walk through of the building structures was first completed to establish the locations of various suspect ACMs. Once the location and quantity of each suspect ACM was documented, representative samples of each ACM were collected.

The EPA recommends that a minimum of three samples from each suspect homogeneous material be collected and analyzed in order to determine that a material is negative for asbestos content (exceptions apply when only a small amount of a material (less than three linear or square feet is present). In accordance with this protocol, suspect ACM samples were collected and submitted to a State of Connecticut licensed analytical laboratory. The samples were analyzed via the Polarized Light Microscopy (PLM) method (EPA 600/R-93/116 Method). To avoid unnecessary sample analysis, duplicate homogeneous samples were not analyzed if asbestos was determined to be greater than 1 percent in the previous homogeneous sample.

The following sections indicate the suspect materials sampled, their sample identification numbers, sampling locations, asbestos content (in percent), and material quantity (if ACM was detected). A detailed description of the analytical results may be found in the Mystic Air reports in Appendices A and B.

A total of 152 suspect ACM samples obtained from 51 materials were collected and submitted to EMSL for PLM bulk analysis. Of the 152 samples submitted, 125 were analyzed by the PLM method. Materials containing greater than one percent asbestos, and therefore termed ACM, were identified in each of the site structures. A summary of the materials tested with their results is provided in the table below.

**Summary of Identified Asbestos Containing Materials
68 Matson Hill Road, Glastonbury, CT**

Sample #s	Material Type	Sample Location	Asbestos Content (%)	Material Quantity (Approximate)
Results from February 2006 Survey				
4-6	Transite Siding	Back Tower	20% Chrysotile	500 SF
49	Gaskets	Basement - Pit Tank A (Top of Tank)	70% Chrysotile	3 SF
50	Thermal System Insulation (TSI)	Basement - Pit Tank A (Top of Tank)	90% Chrysotile 90% Total Asbestos	3 SF
73	Pipe Insulation	Boiler Room to Rear Garage at Garage Door	65% Chrysotile	I Penetration
74-76	Boiler TSI	Large Boiler - Under Metal	5% Chrysotile 40% Amosite	100 SF
77-76	Gaskets	Door at Large Boiler Outside @ Old Foundation	75% Chrysotile	5 SF

Sample #s	Material Type	Sample Location	Asbestos Content (%)	Material Quantity (Approximate)
86-88	Roofing ¹	See Diagram (App. A - Enclosure 4)	3% Chrysotile	500 SF
89-91	Flashing	See Diagram (App. A - Enclosure 4)	15% Chrysotile	10 SF
99-101	Roofing ²	See Diagram (App. A - Enclosure 4)	7% Chrysotile	1,000 SF
102-104	Flashing ³	See Diagram (App. A - Enclosure 4)	7% Chrysotile	20 SF
105-107	Roofing ⁴	See Diagram (App. A - Enclosure 4)	3% Chrysotile	2,200 SF
108-110	Roofing ⁵	See Diagram (App. A - Enclosure 4)	8% Chrysotile	2,200 SF
111-113	Roofing ²	See Diagram (App. A - Enclosure 4)	4% Chrysotile	1,200 SF
114-116	Roofing ²	See Diagram (App. A - Enclosure 4)	25% Chrysotile	1,200 SF
117-121	Roofing ⁴	See Diagram (App. A - Enclosure 4)	3% Chrysotile	>4,000 SF
Results from August 2010 Survey				
1-3	Floor Tile & Mastic	Room #2 and Open Room #1	6-8% Chrysotile	280 SF
6-8	Rope Sealer	Basement-Receiving & Storage Room - Behind Metal Plate	85% Chrysotile	All
15	Flex Connector	No. 7 Furnace	90% Chrysotile	2 SF
16	TSI-Air Cell	Throughout	65% Chrysotile	>10 LF
Assumed	Blocks of Transite	Entrance of Open Room #1	Assumed > 1% Asbestos	5 pieces

LF = Linear Feet
SF = Square Feet

¹ Present in black to gray brittle surface sealant/mastic type layer.
² Present in dark brown fibrous felt paper-type layers.
³ Present in black pliable (main) layer.
⁴ Present in black pliable mastic/sealant type material.
⁵ Present in various layers throughout sample

A roster of the suspect materials that were analyzed are provided in Enclosure 3 of the reports in Appendices A and B. Those that are not referred to as asbestos-containing or assumed asbestos, can be categorized as non-asbestos containing materials.

Limitations of the Survey

The ACM survey completed in 2006 was completed by Mystic Air directly on behalf of Living Water Falls, LLC. As Triton was not involved in the 2006, we make no warranty regarding the completeness of this survey. The information contained in 2006 survey has been summarized herein for convenience in providing a comprehensive overall summary of the survey results for the building.

There is an underground sub-level containing machinery which was inaccessible during the survey. There could be ACMs in these inaccessible areas. The survey included destructive testing of floors, wall cavities, and exterior brick and foundation mastics, above ceilings, and roofing core samples. Although efforts were made to inspect all building materials, it should be noted that ACM might be present behind fixed building components such as walls, ceilings, and floors that were not accessed. Should the requisite EPA/OSHA competent person working for the contractor discover such materials they will need to be tested for asbestos content so determinations of their abatement and disposal (if required) can be made.

Triton has relied upon information provided by subcontractors, including laboratories in completing the ACM survey. Triton provides no warranty regarding the accuracy and completeness of this information.

This letter is intended solely to summarize the results of the Pre-Demolition Hazardous Materials Survey conducted at the site. This letter is not intended to serve as a technical specification for building demolition and should not be used as such. All demolition activities should be conducted in accordance with all applicable local, state, and federal regulations and OSHA guidelines.

Recommendations

Based on the results of this pre-demolition survey, ACM were found within the site structure at 68 Matson Hill Road in Glastonbury, Connecticut. Triton recommends that prior to any renovation or demolition work, all identified ACM be removed and disposed of by a licensed State of Connecticut asbestos abatement contractor employing trained and certified personnel who follow all pertinent asbestos abatement regulations.

Closing

Triton has appreciated the opportunity to assist the Town of Glastonbury with this project. We are available to discuss these conclusions and recommendations with you at your convenience.

If you should have any questions or comments regarding this letter or the enclosed reports, please contact us at 203.458.7200.

Sincerely,



J. Carver Glezen, L.E.P.
Senior Vice President

Appendix A – 2006 ACM Survey Report
Appendix B – 2010 ACM Survey Report

Ref No. 103139R05

APPENDIX A


2006 ACM Survey Report

RECEIVED
07 SEP 20 PM 1:38
TOWN MANAGER

PRE-DEMOLITION ASBESTOS
CONTAINING MATERIALS
SURVEY

February 3, 2006

68 MATSON HILL ROAD
S. GLASTONBURY, CONNECTICUT



Prepared by:

Mystic Air Quality Consultants, Inc.
1204 North Road
Groton, Connecticut 06340



Mystic Air Quality Consultants, Inc.

1204 North Road (Rt. 117) Groton, Connecticut 06340

February 24, 2006

Mr. Walter Kelly
Living Waterfalls, LLC
120 South Mill Drive
South Glastonbury, Connecticut 06073

Re: **Executive Summary**
Pre-Demolition Inspection
68 Matson Hill Road
South Glastonbury, Connecticut

Dear Mr. Walter:

As requested, Mystic Air Quality Consultants, Inc. conducted a survey of accessible areas prior to demolition at the address above on February 3, 2006. This survey was conducted by Christopher Muller (license # 00215) and Stewart Oakes (license #00066), Connecticut State licensed asbestos inspectors, to determine the presence of asbestos-containing materials. The samples were analyzed by polarized light microscopy at Environmental Hazards Services (NVLAP #101882-0) in Virginia.

Summary of the findings

Upon testing by polarized light microscopy, the following materials were found to contain asbestos:

Based on Sample #s	Material/Location	Estimated Affected Area
4 - 6	Transite siding/Back tower	500 sq. ft.
49	Gasket/Basement - Pit Tank A - top of tank	3 sq. ft.
50	Thermal System Insulation (TSI)/Basement-Pit Tank A-top of tank	3 sq. ft.
73	Pipe insulation/Boiler Room to rear garage at garage door	1 penetration
74 - 76	Boiler TSI/Larger boiler - under metal	100 sq. ft.
77 - 79	Gaskets/Door @ larger boiler-outside @ old foundation	5 lin. ft.
86 - 88	Roofing/See diagram (Enclosure 4, page 1)	500 sq. ft.

Communications (24 hours):

Office: (860) 449-8903

FAX: (860) 449-8860

Toll Free: 1 (800) 247-7746

website: www.mysticalr.com

e-mail: maqc2@aol.com

ENVIRONMENTAL HAZARDS SERVICES, L.L.C.7469 WHITE PINE ROAD - RICHMOND, VA 23237
804-275-4788 FAX 804-275-4907**BULK ASBESTOS SAMPLE ANALYSIS SUMMARY**

CLIENT: Mystic Air Quality Consultants
1204 North Road, Rt. 117
Groton, CT 06340

DATE OF RECEIPT: 11 FEB 2006
DATE OF ANALYSIS: 15 FEB 2006
DATE OF REPORT: 15 FEB 2006

CLIENT NUMBER: 7-2564 B
EHS PROJECT #: 2006-02-1521
PROJECT: 68 Matson Hill Road; South Gastonbury, CT

EHS SAMPLE #	CLIENT SAMPLE # LABORATORY GROSS DESCRIPTION	% ASBESTOS	OTHER MATERIALS
01	1/ White/Brown Brittle	NAD	100% Non-Fibrous
02	2/ White/Brown Brittle	NAD	100% Non-Fibrous
03	3/ White/Brown Brittle	NAD	100% Non-Fibrous
04	4/ Gray/White Brittle; Pale Beige Pliable	20% Chrysotile * 20% Total Asbestos * Present in gray (main) and white brittle layers.	80% Non-Fibrous
05	5/	DID NOT ANALYZE	
06	6/	DID NOT ANALYZE	
07	7/ Black/Gray Fib.; Beige Brittle	NAD	55% Cellulose 15% Hair 30% Non-Fibrous
08	8/ Black/Gray Fib.; Beige Brittle	NAD	55% Cellulose 15% Hair 30% Non-Fibrous
09	9/ Black/Gray Fib.; Beige Brittle	NAD	55% Cellulose 15% Hair 30% Non-Fibrous
10	10/ Tan Fib.; Silver Metallic	NAD	85% Cellulose 15% Non-Fibrous
11	11/ Tan Fib.; Silver Metallic	NAD	85% Cellulose 15% Non-Fibrous
12	12/ Tan Fib.; Silver Metallic	NAD	85% Cellulose 15% Non-Fibrous

ENVIRONMENTAL HAZARDS SERVICES, L.L.C.

CLIENT NUMBER: 7-2564 B

EHS PROJECT #: 2006-02-1521

PROJECT: 68 Matson Hill Road; South Gastonbury, CT

EHS SAMPLE #	CLIENT SAMPLE # LABORATORY GROSS DESCRIPTION	% ASBESTOS	OTHER MATERIALS
13	13/ Black Fib.; Black Brittle; Brown Aggregate	NAD	35% Cellulose 3% Hair 62% Non-Fibrous
14	14/ Black Fib.; Black Brittle; Brown Aggregate	NAD	35% Cellulose 2% Hair 63% Non-Fibrous
15	15/ Black Fib.; Black Brittle; Brown Aggregate	NAD	35% Cellulose 3% Hair 62% Non-Fibrous
16	16/ Black Fib.; Black Brittle; Beige Aggregate	NAD	35% Cellulose 2% Hair 63% Non-Fibrous
17	17/ Black Fib.; Black Brittle; Beige Aggregate	NAD	35% Cellulose 2% Hair 62% Non-Fibrous
18	18/ Black Fib.; Black Brittle; Beige Aggregate	NAD	35% Cellulose 2% Hair 63% Non-Fibrous
19	19/ Black Fib.; Black Brittle; Light Gray Aggregate	NAD	40% Cellulose 60% Non-Fibrous
20	20/ Black Fib.; Black Brittle; Light Gray Aggregate	NAD	40% Cellulose 60% Non-Fibrous
21	21/ Black Fib.; Black Brittle; Light Gray Aggregate	NAD	40% Cellulose 60% Non-Fibrous
22	22/ Beige/Pale Green Brittle	NAD	100% Non-Fibrous
23	23/ Beige/Pale Green Brittle	NAD	100% Non-Fibrous
24	24/ Beige/Pale Green Brittle	NAD	100% Non-Fibrous
25	25/ Beige/Pale Green Brittle	NAD	100% Non-Fibrous

ENVIRONMENTAL HAZARDS SERVICES, L.L.C.

CLIENT NUMBER: 7-2564 B

EHS PROJECT #: 2006-02-1521

PROJECT: 68 Matson Hill Road; South Gastonbury, CT

EHS SAMPLE #	CLIENT SAMPLE #/ LABORATORY GROSS DESCRIPTION	% ASBESTOS	OTHER MATERIALS
26	26/ Beige/Pale Green Brittle	NAD	100% Non-Fibrous
27	27/ Pale Tan/Brown Fib.; White Brittle	NAD	45% Cellulose 35% Fibrous Glass 20% Non-Fibrous
28	28/ Pale Tan/Brown Fib.; White Brittle	NAD	45% Cellulose 35% Fibrous Glass 20% Non-Fibrous
29	29/ Pale Tan/Brown Fib.; White Brittle	NAD	45% Cellulose 35% Fibrous Glass 20% Non-Fibrous
30	30/ Pale Tan/Brown Fib.; White Brittle	NAD	45% Cellulose 35% Fibrous Glass 20% Non-Fibrous
31	31/ Pale Tan/Brown Fib.; White Brittle	NAD	45% Cellulose 35% Fibrous Glass 20% Non-Fibrous
32	32/ Pale Tan/Brown Fib.; White Brittle	NAD	45% Cellulose 35% Fibrous Glass 20% Non-Fibrous
33	33/ Pale Tan/Brown Fib.; White Brittle	NAD	45% Cellulose 35% Fibrous Glass 20% Non-Fibrous
34A	34 (a)-Tile/ Beige Gran.	NAD	1% Cellulose 99% Non-Fibrous
34B	34 (b)-Mastic/ Pale Gold Adhes.	NAD	12% Cellulose 88% Non-Fibrous
35A	35 (a)-Tile/ Beige Gran.	NAD	2% Cellulose 98% Non-Fibrous
35B	35 (b)-Mastic/ Pale Gold Adhes.	NAD	7% Cellulose 3% Fibrous Glass 90% Non-Fibrous
36A	36 (a)-Tile/ Beige Gran.	NAD	1% Cellulose 99% Non-Fibrous

ENVIRONMENTAL HAZARDS SERVICES, L.L.C.

CLIENT NUMBER: 7-2664 B
 EHS PROJECT #: 2006-02-1521
 PROJECT: 68 Matson Hill Road; South Gastonbury, CT

EHS SAMPLE #	CLIENT SAMPLE #/ LABORATORY GROSS DESCRIPTION	% ASBESTOS	OTHER MATERIALS
36B	36 (b)-Mastic/ Pale Yellow Adhes.	NAD	5% Cellulose 2% Fibrous Glass 93% Non-Fibrous
37A	37 (a)-Tile/ Off-White Gran.	NAD	100% Non-Fibrous
37B	37 (b)-Mastic/ Pale Yellow/Gray Adhes.	NAD	4% Cellulose 96% Non-Fibrous
38A	38 (a)-Tile/ Off-White Gran.	NAD	100% Non-Fibrous
38B	38 (b)-Mastic/ Pale Yellow/Gray Adhes.	NAD	4% Cellulose 96% Non-Fibrous
39A	39 (a)-Tile/ Off-White Gran.	NAD	100% Non-Fibrous
39B	39 (b)-Mastic/ Pale Yellow/Gray Adhes.	NAD	5% Cellulose 95% Non-Fibrous
40A	40 (a)-Tile/ Pale Orange Gran.	NAD	100% Non-Fibrous
40B	40 (b)-Mastic/ Pale Yellow Adhes.	NAD	10% Cellulose 90% Non-Fibrous
41A	41 (a)-Tile/ Pale Orange Gran.	NAD	100% Non-Fibrous
41B	41 (b)-Mastic/ Pale Yellow Adhes.	NAD	7% Cellulose 93% Non-Fibrous
42A	42 (a)-Tile/ Pale Orange Gran.	NAD	100% Non-Fibrous
42B	42 (b)-Mastic/ Pale Yellow Adhes.	NAD	7% Cellulose 93% Non-Fibrous
43A	43 (a)-Tile/ Brown Gran.	NAD	100% Non-Fibrous
43B	43 (b)-Mastic/ Pale Yellow Adhes.	NAD	10% Cellulose 90% Non-Fibrous

ENVIRONMENTAL HAZARDS SERVICES, L.L.C.

CLIENT NUMBER: 7-2564 B

EHS PROJECT #: 2006-02-1521

PROJECT: 68 Matson Hill Road; South Gastonbury, CT

EHS SAMPLE #	CLIENT SAMPLE #/ LABORATORY GROSS DESCRIPTION	% ASBESTOS	OTHER MATERIALS
44A	44 (a)-Tile/ Brown Gran.	NAD	100% Non-Fibrous
44B	44 (b)-Mastic/ Pale Yellow Adhes.	NAD	10% Cellulose 90% Non-Fibrous
45A	45 (a)-Tile/ Brown Gran.	NAD	100% Non-Fibrous
45B	45 (b)-Mastic/ Pale Yellow Adhes.	NAD	10% Cellulose 90% Non-Fibrous
46	46/ Tan/Pink Fib.; Black Pliable	NAD	40% Cellulose 30% Fibrous Glass 30% Non-Fibrous
47	47/ Tan/Pink Fib.; Black Pliable	NAD	40% Cellulose 30% Fibrous Glass 30% Non-Fibrous
48	48/ Tan/Pink Fib.; Black Pliable	NAD	40% Cellulose 30% Fibrous Glass 30% Non-Fibrous
49	49/ Off-White Fib.; Beige Brittle	70% Chrysotile ★ 70% Total Asbestos ★ Present throughout sample.	30% Non-Fibrous
50	50/ Off-White Fib.	90% Chrysotile 90% Total Asbestos	10% Non-Fibrous
51	51/ White Brittle	NAD	100% Non-Fibrous
52	52/ Off-White Brittle	NAD	100% Non-Fibrous
53	53/ Off-White/Tan/Gray Brittle; Coarse Powder	NAD	100% Non-Fibrous
54	54/ Beige Cementitious	NAD	100% Non-Fibrous
55	55/ Beige/Pale Gray Cementitious	NAD	100% Non-Fibrous

ENVIRONMENTAL HAZARDS SERVICES, L.L.C.

CLIENT NUMBER: 7-2564 B
 EHS PROJECT #: 2006-02-1521
 PROJECT: 68 Matson Hill Road; South Gastonbury, CT

EHS SAMPLE #	CLIENT SAMPLE #/ LABORATORY GROSS DESCRIPTION	% ASBESTOS	OTHER MATERIALS
56A	56 (a)-Cove Base/ Brown Vinyl-Like	NAD	100% Non-Fibrous
56B	56 (b)-Mastic/ Pale Gold Adhes.	NAD	5% Cellulose 95% Non-Fibrous
57A	57 (a)-Cove Base/ Brown Vinyl-Like	NAD	100% Non-Fibrous
57B	57 (b)-Mastic/ Pale Gold Adhes.	NAD	5% Cellulose 95% Non-Fibrous
58A	58 (a)-Cove Base/ Brown Vinyl-Like	NAD	100% Non-Fibrous
58B	58 (b)-Mastic/ Pale Gold Adhes.	NAD	5% Cellulose 95% Non-Fibrous
59	59/ Off-White Brittle; Tan Fib.	NAD	20% Cellulose 80% Non-Fibrous
60	60/ Off-White Brittle	NAD	17% Cellulose 83% Non-Fibrous
61	61/ Off-White Brittle; Tan Fib.	NAD	20% Cellulose 80% Non-Fibrous
62	62/ Off-White Brittle; Tan Fib.	NAD	20% Cellulose 80% Non-Fibrous
63	63/ Off-White Brittle; Tan Fib.	NAD	23% Cellulose 77% Non-Fibrous
64	64/ Off-White Brittle; Tan Fib.	NAD	20% Cellulose 80% Non-Fibrous
65	65/ Pale Gray Brittle; Tan Fib.	NAD	20% Cellulose 80% Non-Fibrous
66	66/ Pale Gray Brittle; Tan Fib.	NAD	20% Cellulose 80% Non-Fibrous
67	67/ Pale Gray Brittle; Tan Fib.	NAD	20% Cellulose 80% Non-Fibrous
68	68/ Pale Gray Brittle; Tan Fib.	NAD	20% Cellulose 80% Non-Fibrous

ENVIRONMENTAL HAZARDS SERVICES, L.L.C.

CLIENT NUMBER: 7-2564 B

EHS PROJECT #: 2006-02-1521

PROJECT: 68 Matson Hill Road; South Gastonbury, CT

EHS SAMPLE #	CLIENT SAMPLE # LABORATORY GROSS DESCRIPTION	% ASBESTOS	OTHER MATERIALS
69	69/ Pale Gray Brittle; Tan Fib.	NAD	20% Cellulose 80% Non-Fibrous
70	70/ Pale Gray Brittle; Tan Fib.	NAD	20% Cellulose 80% Non-Fibrous
71	71/ Pale Gray Brittle; Tan Fib.	NAD	20% Cellulose 80% Non-Fibrous
72	72/ Pale Gray Brittle; Tan Fib.	NAD	20% Cellulose 80% Non-Fibrous
73	73/ Off-White Fib.	65% Chrysotile 65% Total Asbestos	20% Cellulose 15% Non-Fibrous
74	74/ Off-White Brittle	5% Chrysotile 40% Amosite 45% Total Asbestos	55% Non-Fibrous
75	75/	DID NOT ANALYZE	
76	76/	DID NOT ANALYZE	
77	77/ Off-White Fib.	75% Chrysotile 75% Total Asbestos	5% Fibrous Glass 20% Non-Fibrous
78	78/	DID NOT ANALYZE	
79	79/	DID NOT ANALYZE	
80	80/ Dark Gray/Black Fib.	NAD	2% Cellulose 80% Fibrous Glass 18% Non-Fibrous
81	81/ Dark Gray/Black Fib.	NAD	1% Cellulose 80% Fibrous Glass 19% Non-Fibrous
82	82/ Dark Gray/Black Fib.	NAD	2% Cellulose 80% Fibrous Glass 18% Non-Fibrous
83	83/ Black Fib.; Black Brittle; Beige Aggregate	NAD	35% Cellulose 3% Hair 62% Non-Fibrous

ENVIRONMENTAL HAZARDS SERVICES, L.L.C.

CLIENT NUMBER: 7-2564 B
 EHS PROJECT #: 2006-02-1521
 PROJECT: 68 Matson Hill Road; South Gastonbury, CT

EHS SAMPLE #	CLIENT SAMPLE # LABORATORY GROSS DESCRIPTION	% ASBESTOS	OTHER MATERIALS
84	84/ Black Fib.; Black Brittle; Beige Aggregate	NAD	35% Cellulose 3% Hair 62% Non-Fibrous
85	85/ Black Fib.; Black Brittle; Beige Aggregate	NAD	35% Cellulose 3% Hair 62% Non-Fibrous
86	86/ Black Fib.; Black/Gray/Black Brittle	3% Chrysotile ★ 3% Total Asbestos ★ Present in black to gray brittle surface sealant/ mastic-type layer.	45% Cellulose 62% Non-Fibrous
87	87/	DID NOT ANALYZE	
88	88/	DID NOT ANALYZE	
89	89/ Black Brittle	15% Chrysotile 16% Total Asbestos	5% Cellulose 80% Non-Fibrous
90	90/	DID NOT ANALYZE	
91	91/	DID NOT ANALYZE	
92	92/ Black Fib.; Black Brittle	NAD	40% Cellulose 60% Non-Fibrous
93	93/ Black Fib.; Black Brittle	NAD	45% Cellulose 55% Non-Fibrous
94	94/ Black Fib.; Black Brittle	NAD	45% Cellulose 55% Non-Fibrous
95	95/ Black Fib.; Black Brittle; Off-White Aggregate	NAD	40% Cellulose 60% Non-Fibrous
96	96/ Black Fib.; Black Brittle; Off-White Aggregate	NAD	40% Cellulose 60% Non-Fibrous
97	97/ Black Fib.; Black Brittle; Off-White Aggregate	NAD	40% Cellulose 60% Non-Fibrous

ENVIRONMENTAL HAZARDS SERVICES, L.L.C.

CLIENT NUMBER: 7-2564 B
 EHS PROJECT #: 2006-02-1521
 PROJECT: 68 Matson Hill Road; South Gastonbury, CT

EHS SAMPLE #	CLIENT SAMPLE #/ LABORATORY GROSS DESCRIPTION	% ASBESTOS	OTHER MATERIALS
98	98/ Black Fib.; Black Brittle; Off-White Aggregate	NAD	40% Cellulose 2% Hair 58% Non-Fibrous
99	99/ Dark Brown/Black Fib.; Black/Gold Brittle	7% Chrysotile * 7% Total Asbestos * Present in dark brown fibrous felt paper-type layers.	25% Cellulose 5% Fibrous Glass 69% Non-Fibrous
100	100/	DID NOT ANALYZE	
101	101/	DID NOT ANALYZE	
102	102/ Black Pliable; Pale Tan Aggregate	7% Chrysotile * 7% Total Asbestos * Present in black pliable (main) layer.	8% Cellulose 85% Non-Fibrous
103	103/	DID NOT ANALYZE	
104	104/	DID NOT ANALYZE	
105	105/ Black/Tan Fib.; Black Brittle	NAD	60% Cellulose 3% Hair 87% Non-Fibrous
106	106/ Black/Tan Fib.; Black Brittle; Black Pliable	3% Chrysotile * 3% Total Asbestos * Present in black pliable mastic/sealant-type material.	50% Cellulose 2% Hair 45% Non-Fibrous
107	107/	DID NOT ANALYZE	
108	108/ Black/Tan Fib.; Black Brittle	8% Chrysotile 8% Total Asbestos * Present in various layers throughout sample.	35% Cellulose 57% Non-Fibrous
109	109/	DID NOT ANALYZE	
110	110/	DID NOT ANALYZE	
111	111/ Black Brittle; Dark Brown Fib.	4% Chrysotile * 4% Total Asbestos * Present in dark brown fibrous felt paper-type layer.	4% Cellulose 2% Hair 90% Non-Fibrous

ENVIRONMENTAL HAZARDS SERVICES, L.L.C.

CLIENT NUMBER: 7-2564 B
 EHS PROJECT #: 2006-02-1521
 PROJECT: 68 Matson Hill Road; South Gastonbury, CT


EHS SAMPLE #	CLIENT SAMPLE #/ LABORATORY GROSS DESCRIPTION	% ASBESTOS	OTHER MATERIALS
112	112/	DID NOT ANALYZE	
113	113/	DID NOT ANALYZE	
114	114/ Dark Brown Fib.; Black Brittle	25% Chrysotile * 25% Total Asbestos *Present in dark brown fibrous felt paper-type layer.	25% Cellulose 10% Hair 40% Non-Fibrous
115	115/	DID NOT ANALYZE	
116	116/	DID NOT ANALYZE	
117	117/ Black Fib.; Black Brittle; Off-White Aggregate	NAD	40% Cellulose 60% Non-Fibrous
118	118/ Black Fib.; Black Brittle; Off-White Aggregate	NAD	45% Cellulose 55% Non-Fibrous
119	119/ Black Fib.; Black/Black/Gray Brittle	NAD	55% Cellulose 45% Non-Fibrous
120	120/ Black Fib.; Black Brittle	NAD	55% Cellulose 45% Non-Fibrous
121	121/ Black Fib.; Black Brittle; Black Pliable	3% Chrysotile * 3% Total Asbestos *Present in black pliable mastic/surface sealant-type layer.	50% Cellulose 47% Non-Fibrous
122	122/ Black Fib.; Black Brittle; Dark Gray Aggregate	NAD	35% Cellulose 3% Hair 62% Non-Fibrous
123	123/ Black Fib.; Black Brittle	NAD	40% Cellulose 5% Hair 55% Non-Fibrous
124	124/ Black Fib.; Black Brittle; Dark Gray Aggregate	NAD	35% Cellulose 3% Hair 62% Non-Fibrous

ENVIRONMENTAL HAZARDS SERVICES, L.L.C.

CLIENT NUMBER: 7-2564 B
EHS PROJECT #: 2006-02-1521
PROJECT: 68 Matson Hill Road; South Gastonbury, CT

QC SAMPLE: NIST REF
QC BLANK: SRM 1866 Fiberglass
REPORTING LIMIT: 1% Asbestos
METHOD: Polarized Light Microscopy, EPA Method 600/R-93/116 *
ANALYST: Mark Case

Reviewed By Authorized Signatory:


Michael A. Mueller, MPH, Laboratory Director
Howard Varner, General Manager
Irma Faszewski, Quality Assurance Coordinator

The condition of the samples analyzed was acceptable upon receipt per laboratory protocol unless otherwise noted on this report. Results represent the analysis of samples submitted by the client. Sample location, description, area, volume, etc., was provided by the client. This report cannot be used by the client to claim product endorsement by NVLAP or any agency of the U.S. Government. This report shall not be reproduced except in full, without the written consent of Environmental Hazards Services, L.L.C. California Certification #2318 NY ELAP #11714. All information concerning sampling location, date, and time can be found on Chain-of-Custody. Environmental Hazards Services, L.L.C. does not perform any sample collection.

Environmental Hazards Services, L.L.C. recommends reanalysis by point count (for more accurate quantification) or Transmission Electron Microscopy (TEM), for enhanced detection capabilities for materials regulated by the EPA NESHAP (National Emission Standards for Hazardous Air Pollutants) and found to contain less than ten percent (<10%) asbestos by polarized light microscopy (PLM). Both services are available for an additional fee.

* All California samples analyzed by Polarized Light Microscopy, EPA Method 600/M4-82-020, Dec. 1982.

LEGEND NAD = no asbestos detected
SCF = suspected ceramic fibers

plm1.dov06FEB2008/REV2/pd

-- PAGE 11 of 11 -- END OF REPORT --

ENCLOSURE / PAGE 11 OF 11

ENVIRONMENTAL HAZARDS SERVICES, L.L.C.
7468 Whitepine Road Richmond, Virginia 23237. Phone (804) 275-4788. Fax (804) 275-4807

CHAIN OF CUSTODY FORM

Company Name: Mystic Air Quality Consultants

Address: 1204 North Road,

City, State, Zip: Groton, CT 06340

EHS Client Account #: 7-2564 B

Phone #: 860-449-8903

P.O. #:

Fax #: 860-449-8860

Date: 02-03-06

Contact Name: CHRIS FIDENT

Sampler Name: STEW OAKES

Project #: 68 MATSON HILL ROAD SOUTH - GLASTONBURY, CT

Client: LIVING WATERWAYS, LLC

Sample Number	Sample & Date	Asbestos				Lead				Other Metals (Specify metals below)			Indoor Air Quality				Particulate: Total Nuisance (NIOSH 0500) Respirable (NIOSH 0600)	Comments Specify: -Total Fungal Count w/ID -Stachybotrys Culture w/Total Fungal Count & IDs -Total Thermophilic Fungal Count w/ID																			
		PLM Fiber Count	PLM Point Count	PLM Gravimetric	TEM Analysis (if any)	TEM Orientation (if any)	Air	Paint (%)	Paint (PPM)	Paint/(m/cm ²)	Soil	Wine* (See Note)	TCLP (Pb)	Waste Water	TCLP RCRA B	Welding Fume			Toxic Metal Profile	Bioassette	Slide	Surface Swab	Surface Tape	Bulk	Visible Analysis												
37	38	34																																			
40	41	42																																			
43	44	45																																			
46	47	48																																			
49																																					
50																																					
51	52	53																																			
54																																					
55																																					
56	57	58																																			

* Do wipe samples submitted meet ASTM E1792 requirements? Yes No

Released by: S. OAKES Signature: [Signature] Date/Time: 02-03-06/1800

Received by: [Signature] Signature: [Signature] Date/Time: [Signature]

Received by: [Signature] Signature: [Signature] Date/Time: [Signature]

Received by: [Signature] Signature: [Signature] Date/Time: [Signature]

ENCLOSURE 2
 POSITIVE HOMOCYDUS STRIP
 PAGE 2 OF 4
 2/10/06

ENVIRONMENTAL HAZARDS SERVICES, L.L.C.
7469 Whiteplaine Road Richmond, Virginia 23237 Phone (804) 275-4788 Fax (804) 275-4907

CHAIN OF CUSTODY FORM

Company Name: Mystic Air Quality Consultants

Address: 1204 North Road

City, State, Zip: Groton, CT 06340

EHS Client Account #: 7-2564 B

Phone #: 860-449-8903

P.O. #:

Date: 02-03-06

Contact Name: CHRIS ELDENT

Sampler Name: STEVE OAKES

Project #: 68 MATSON Hill Road
SOUTH: GLASTONBURY, CT

Client: LIVING WATERWAYS, LLC

Fax #: 860-449-8860

Sample Number	Sample & Date	Asbestos			Lead				Other Metals <small>(Specify metals below)</small>				Indoor Air Quality				Particulate: Total Dusts (NIOSH 0500)		Comments <small>*Specify: -Total Fungal Count w/ID -Stachybotrys Culture w/Total Fungal Count & IDs -Total Thermophilic Fungal Count w/ID</small>						
		Bulk ID by PLM	(PCM) Fiber Count	PLM Gravimetric	PLM Point Count	Paint (%)	Paint (PPM)	Paint (mg/cm ²)	Soil	Wipe* (See Note)	TCLP (Pb)	Waste Water	TCLP RCRA 8	Welding Fume	Toxic Metal Profile	Bioassette	Slide	Surface Swab		Surface Tape	Bulk	Biodegradable	Air Volume (L) OR Wipe Area (ft ²) OR Scrape Area (cm ²)	Respirable (NIOSH 0500)	
59	02/02/06																								
60	02/03/06																								
61	02/03/06																								
74	02/03/06																								
77	02/03/06																								
80	02/03/06																								
83	02/03/06																								
86	02/03/06																								
89	02/03/06																								
92	02/03/06																								

* Do wipe samples submitted meet ASTM E1792 requirements? Yes No

Released by: S. OAKES Signature:

Received by: CHRIS ELDENT Signature:

Released by: CHRIS ELDENT Signature:

Received by: CHRIS ELDENT Signature:

revised 2/2002

Date/Time: 02-03-06/1800
Date/Time:
Date/Time:
Date/Time: 2:10:06

ENCLOSURE 2 PAGE 6 OF 4
Positive Homogeneous Strip

ENVIRONMENTAL HAZARDS SERVICES, L.L.C.
 7469 Whitepine Road Richmond, Virginia 23237 Phone (804) 275-4788 Fax (804) 275-4907

CHAIN OF CUSTODY FORM

Company Name: Mystic Air Quality Consultants
 Address: 1204 North Road
 City, State, Zip: Groton, CT 06340
 EHS Client Account #: 7-2564 B
 Phone #: 860-449-8903
 P.O. #: 860-449-8860

Date: 02-03-06
 Contact Name: CHAS FIDENT
 Sampler Name: STEVE OAKES
 Project #: 68 MATSON Hill Road
SOUTH Glastonbury, CT
 Client: LIVING URBANUS, LLC

Sample Number	Sample & Date	Asbestos			Lead			Other Metals			Indoor Air Quality			Particulate		Comments										
		Bulk ID by PLM	(PCM) Fiber Count	PLM Gravimetric	PLM Point Count	PLM Gravimetric	PLM Point Count	PLM Gravimetric	PLM Point Count	Waste Water	TCLP (Pb)	TCLP (Pb)	Waste Water	TCLP RCRA 8	Welding Fume		Toxic Metal Profile	Slide	Surface Swab	Surface Tape	Bulk	Viable Analysis	Air Volume (L) OR Wipe Area (ft²) OR Scrape Area (cm²)	Respirable (NIOSH 0500)	Comments	
95-96-97	2/13	X																								
98-99-100																										
102, 103, 104																										
105, 106, 107																										
108, 109, 110																										
111, 112, 113																										
114, 115, 116																										
117, 118, 119, 120, 121																										
122, 123, 124																										

* Do wipe samples submitted meet ASTM E1782 requirements? Yes No
 Released by: S. OAKES Signature: _____
 Received by: _____ Signature: _____
 Date/Time: 02-03-06/1800
 Date/Time: _____
 Signature: _____
 Date/Time: _____
 Signature: _____
 Date/Time: 2-11-06 11

ENCLOSURE 2 PAGE 4 OF 4
 Positive Homocentrus Star



Mystic Air Quality Consultants, Inc.

1204 North Road (Rt. 117) Groton, Connecticut 06340

Asbestos Containing Suspect Materials Roster

Site: 68 MATSON HILL ROAD
SOUTH GUASTONBURY, CT # _____

Type of Material	Amount of Material	Condition of Material	Specific Location of Suspect ACM at Site
1-3 WINDOW GLAZING	4 WINDOWS	DAMAGED	(PAINTED BROWN) EXTERIOR REAR BRICK BULLAIN (PAINTED TAN)
4-6 TRANSITE SIDING	500 FT ²	↓	(TOP) BACK TOWER
7-9 VAPOR BARRIER	"		(BOTTOM) "
10-12 " "	"		(UNDER VINYL SIDING)
13-15 BROWN ROOF SHINGLE	200 FT ²		" " AND REAR LOADING DOCK
16-18 TAN ROOF SHINGLE	600 FT ²		PARKING LOT ENTRY + REAR SIDE LOADING DOCK
19-21 WHITE " "	300 FT ²		PARKING LOT ENTRY (BOTTOM)
22-26 WINDOW GLAZING	>4,000 FT ² (OF WINDOWS)	↓	(WINDOWS MAY HAVE AN INTERIOR WALL BUILT AGAINST THE WINDOW) INTERIOR SIDE (METAL FRAMED)

EPA considers the materials above as "suspect" asbestos-containing materials.

Date: 02-03-06

Inspector: STEW OAKES

Telecommunications (24 hours): _____

Office: (203) 449-8903
 FAX: (203) 449-8860

ENCLOSURE 3 PAGE 1 OF 4

CT Toll Free: 1 (800) 247-7746
 NE Toll Free: 1 (800) 799-7746



Mystic Air Quality Consultants, Inc.

1204 North Road (Rt. 117) Groton, Connecticut 06340

Asbestos Containing Suspect Materials Roster

Site: 68 MATSON HILL ROAD
SOUTH GUASTONBURY, CT

Type of Material	Amount of Material	Condition of Material	Specific Location of Suspect ACM at Site
27-33 2x4 CEILING TILES	> 8000 FT ²	DAMAGED	THROUGH OUT
34-36 1X1 FLOOR TILE + MASTIC - BROWN	2800 FT ²		2 ND FLOOR - Q.C. AREAS, MAT'L LAB SUPPORT CENTER, OFFICES A, B
37-39 " " WHITE	450 FT ²		2 ND FLR - ENCL OFF + PURCHASING 2 ND FLR - WOOD SHOP
40-42 " " ORANGE DARK	700 FT ²		3 RD FLR - PRODUCTION CONTROL SUITE 2 ND FLR - OFFICE E
43-45 " " BROWN	300 FT ²		2 ND FLOOR PURCHASING
46-48 INSULATION BASING	> 1,000 FT ²		3 RD FLOOR CEILING
49 GASKET	3 FT ²		BASEMENT PIT TANK "A" (TOP OF TANK)
50 TSI BRICKS (KILN)	" "		" " "B" (")
51-53 "A"	> 200 FT ²		BASEMENT
54 "B"	> 1 FT ²		"
55 "C"	" "		"
56-58 6" BROWN COVE BASE + ADHESIVE	500 FT ²		THROUGH OUT

EPA considers the materials above as "suspect" asbestos-containing materials.

Date: 02-03-06

Inspector STEW OAKES

Telecommunications (24 hours): _____

Office: (203) 449-8903
FAX: (203) 449-8900

ENCLOSURE 3 PAGE 2 OF 4

CT Toll Free: 1 (800) 247-7746
NE Toll Free: 1 (800) 702-7746



Mystic Air Quality Consultants, Inc.

1204 North Road (Rt. 117) Groton, Connecticut 06340

Asbestos Containing Suspect Materials Roster

Site: 68 MATSON HILL ROAD
SOUTH GASTONBURY, CT # _____

Type Of Material	Amount of Material	Condition of Material	Specific Location of Suspect ACM at Site
59-65 ROCK WALL	> 10,000 FT ²	DAMAGED	THROUGH OUT
66-72 " CEILING	> 10,000 FT ²	↓	" "
73 PIPE TSI	1 PENETRATION		BOILER RM (PIPE FOMP BOILER RM → REAR GARAGE @ GARAGE DOOR)
74-86 BOILER TSI	100 FT ²		DOOR @ LARGER BOILER } OUTSIDE AT OLD FOUNDATION
77-79 GASKETS	8 LNFT		DOOR @ SMALL BOILER
80-82 GASKETS	10 LNFT		
83-85 ROOFING	1600 FT ²		SEE MAP
86-88 ROOFING	500 FT ²		
89-91 FLASHING	10		(CONTINUED)
92-94 ROOFING	3000 3000 FT ²		
95-98 "	1500 FT ²		
99-101 "	1000 FT ²	↓	
102-104 FLASHING	20 FT ²		↓

EPA considers the materials above as "suspect" asbestos-containing materials.

Date: 02-03-06

Inspector STEW OAKES

Telecommunications (24 hours): _____

Office: (203) 449-8903

FAX: (203) 449-8904

ENCLOSURE 3 PAGE 3 OF 4

CT Toll Free: 1 (800)

ME Toll Free: 1 (800) 7



Mystic Air Quality Consultants, Inc.

1204 North Road (Rt. 117) Groton, Connecticut 06340

Asbestos Containing Suspect Materials Roster

Site: 608 MATSON HILL ROAD
SOUTH GLASTONBURY, CT # _____

Type OF Material	Amount of Material	Condition of Material	Specific Location of Suspect ACM at site
105-107 (Bottom) ROOFING	2,200 FT ²	DAMAGED	SEE MAP
108-110 (Top)	"	↓	↓
111-113 (Bottom)	1,200 FT ²	↓	↓
114-116 (Top)	"	↓	↓
117-121	24,000 FT ²	↓	↓
122-124	2,250 FT ²	↓	↓

EPA considers the materials above as "suspect" asbestos-containing materials.

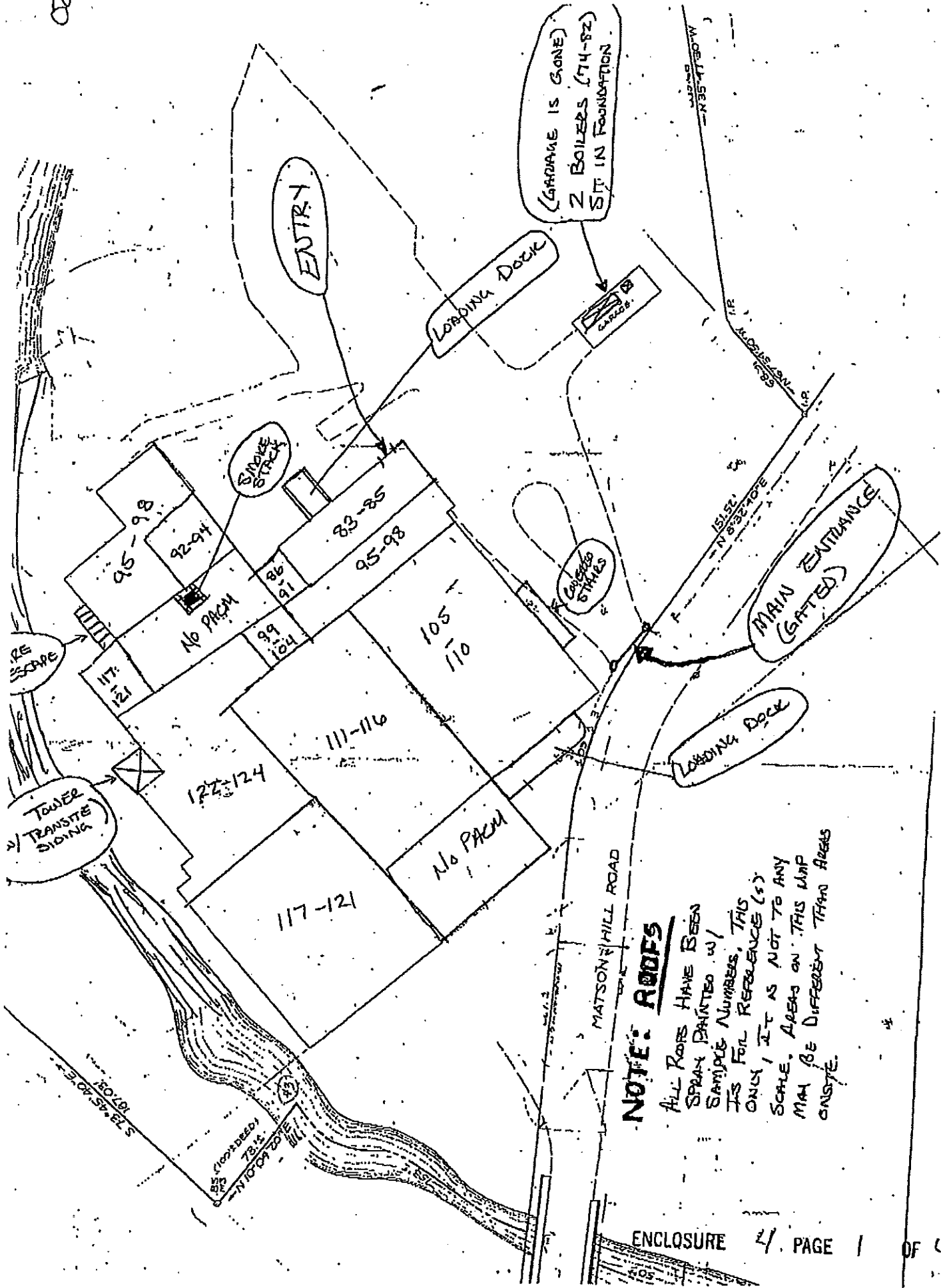
Date: 02-08-06

Inspector STEW OAKES

Telecommunications (24 hours): _____

Office: (203) 449-8903

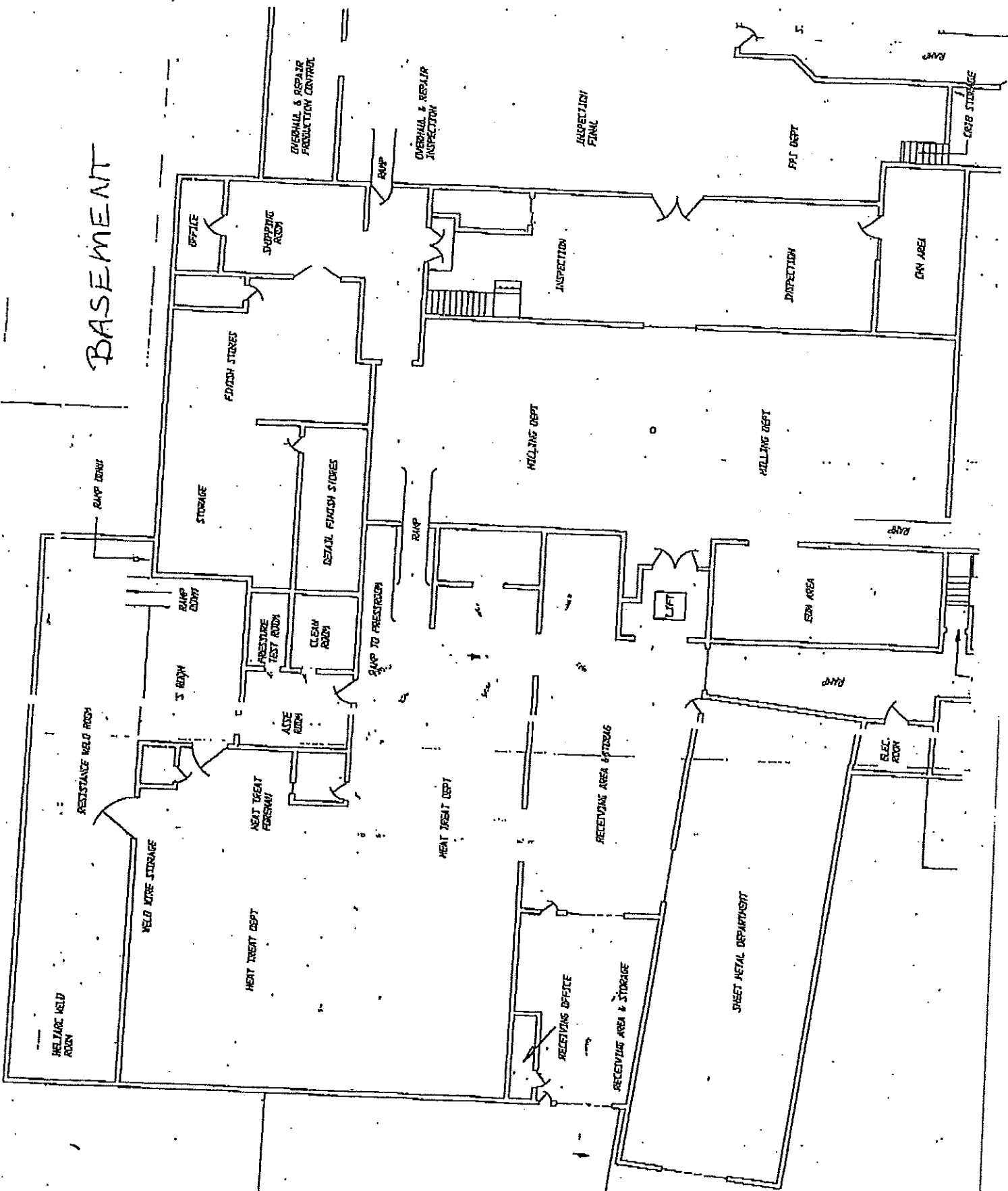
FAX: (203) 449-8900

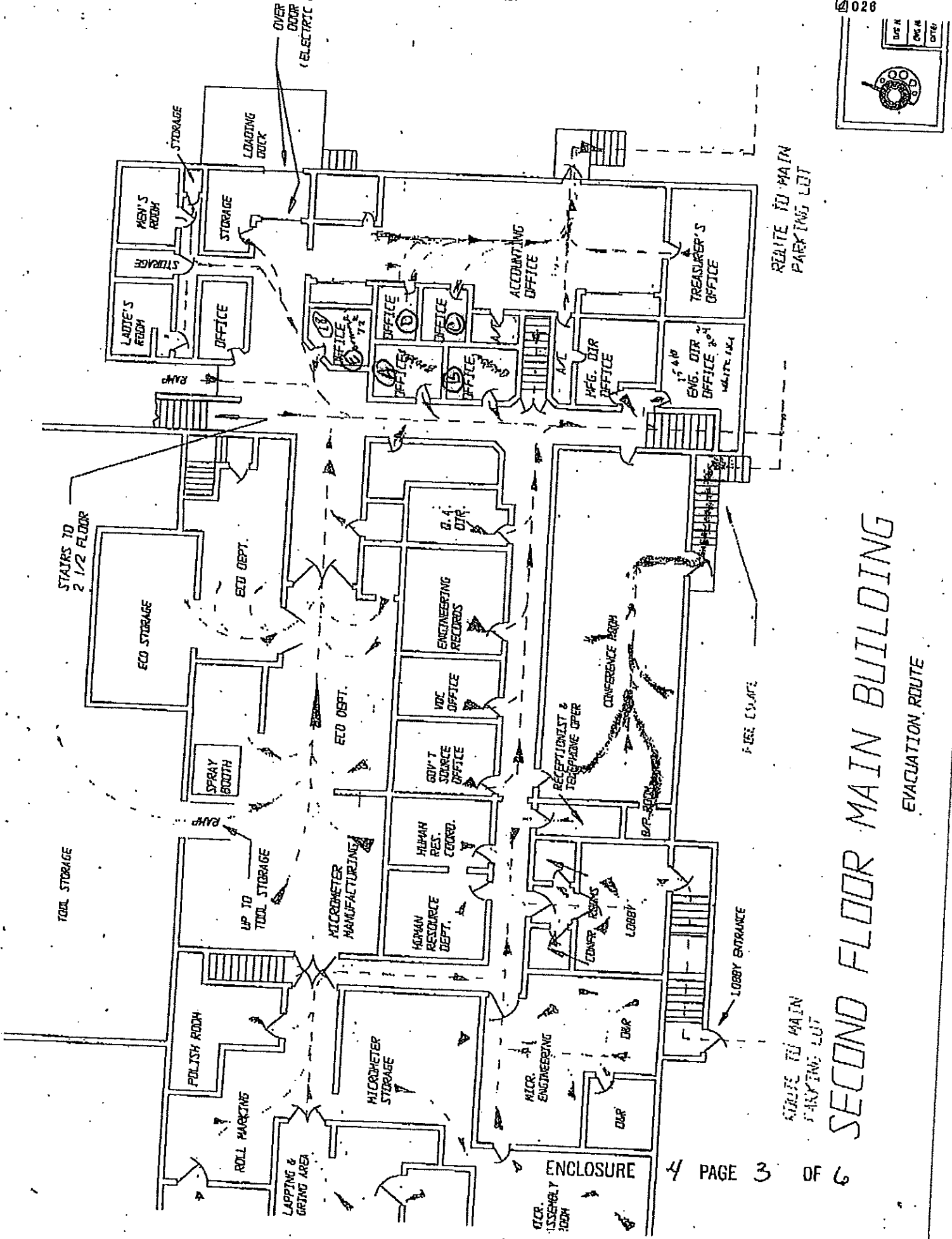
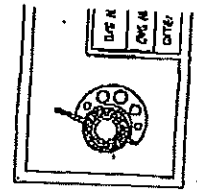


NOTE: ROOFS

ALL ROOFS HAVE BEEN SPRAY PAINTED w/ SAMPLE NUMBERS. THIS IS FOR REFERENCE (S) ONLY, IT IS NOT TO ANY SCALE. AREAS ON THIS MAP MAY BE DIFFERENT THAN AREAS ON-SITE.

BASEMENT





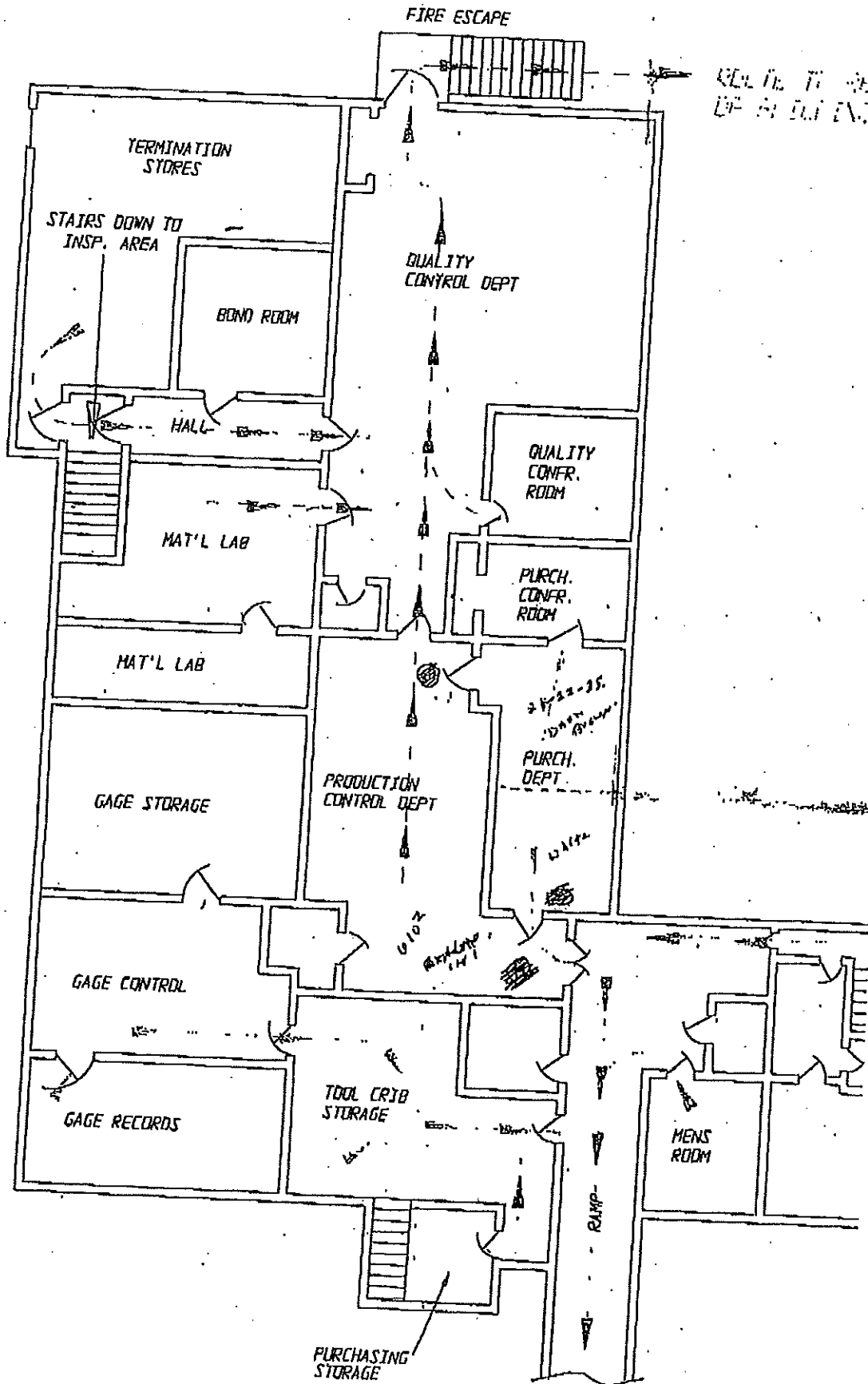
ROUTE TO MAIN PARKING LOT

FILE C-STATE

ROUTE TO MAIN PARKING LOT

SECOND FLOOR MAIN BUILDING

EVACUATION ROUTE

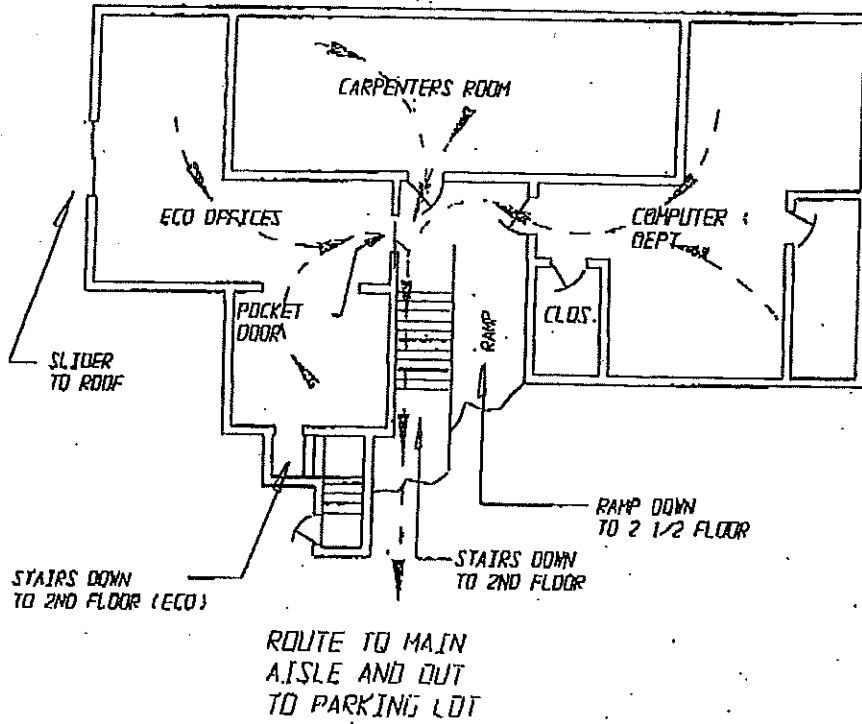


REL TO REAR
OF BUILDING

REL TO MAIN
FACTORY BLDG

ENCLOSURE 4 PAGE 4 OF 6

SECOND FLOOR REAR BUILDING

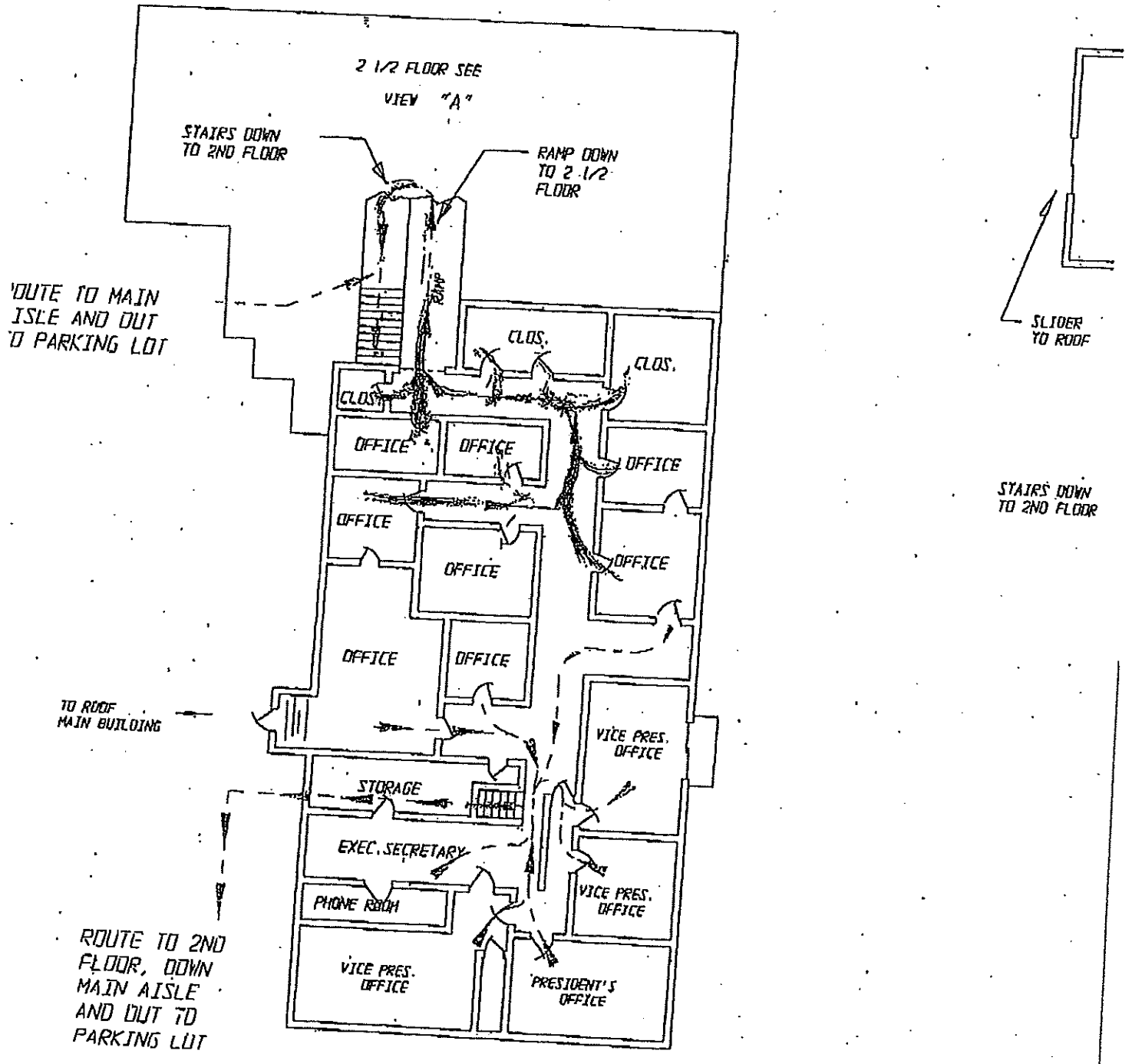


VIEW "A"

2 1/2 FLOOR

EVACUATION ROUTE

J. T. SLOCOMB CO. <small>10, GLASTONBURY, CT 06033</small>			
	PROJECT: EVACUATION PLAN		
	DWG NO. SLOXX1	DRAWN BY: D. SAVINO	
	DATE: 9/16/02	SCALE:	SHEET 5 OF 5



THIRD FLOOR

EVAUATION ROUTE

APPENDIX B

2010 ACM Survey Report



Mystic Air Quality Consultants, Inc.

1204 North Road (Rt. 117) Groton, Connecticut 06340

August 30, 2010

Mr. Dave Vasiliou
Triton Environmental, Inc.
385 Church Street, Suite 201
Guilford, CT 06437

Re: **Pre- Demolition Asbestos Survey (8/19/10)**
68 Matson Hill Road
South Glastonbury, CT

Dear Mr. Vasiliou:

As requested, Mystic Air Quality Consultants, Inc. conducted a second pre-demolition survey of accessible materials at the location noted above on August 19, 2010 to be used in conjunction with the February 2, 2006 survey. This survey was conducted by our State of Connecticut licensed asbestos inspector, Brian Woodard (inspector's license # 000741) to determine the presence of asbestos-containing materials. The samples were analyzed at Environmental Hazards Services (NVLAP # 101882-0) in Virginia.

Summary of the findings

Upon testing by polarized light microscopy, the following materials were found to be asbestos containing:

<u>Sample #s</u>	<u>Material/Location</u>	<u>Estimated Affected Area</u>
1-3	Floor Tile & Mastic/Room # 2 & open room # 1	280 sq. ft.
6-8	Rope Sealer/Basement-receiving & storage room -behind metal plate	All
15	Flex Connector/No. 7 furnace	2 sq. ft.
16	TSI-Air Cell/Throughout	>10 linear ft.
Assumed	Blocks of Transite/@ Entrance of open room # 1	5 pieces

****Inspector Noted: There is water damage in the basement. There is also an underground sub level with machinery that is inaccessible. There could be ACM in these inaccessible areas.**

Non-asbestos containing materials

The roster of suspect materials (Enclosure 3), lists the materials tested. Those that are not already referred to as asbestos containing or assumed asbestos, can be categorized as non-asbestos containing materials.

Communications (24 hours): _____

Office: (860) 449-8903

FAX: (860) 449-8860

Toll Free: 1 (800) 247-7746

website: www.mysticair.com

e-mail: maq2@aol.com



Mystic Air Quality Consultants, Inc.

1204 North Road (Rt. 117) Groton, Connecticut 06340

Implications of the findings

As required by state and federal regulations prior to demolition, all the asbestos-containing materials will need to be removed by a licensed asbestos abatement contractor employing trained and certified personnel who follow all pertinent asbestos abatement regulations.

Limitations of the survey

The survey included destructive testing of floors, wall cavities, and exterior brick and foundation mastics, above ceilings, and roofing core samples. There may be other materials that become evident during your demolition activity. Should the requisite EPA/OSHA competent person working for the contractor discover such materials they will need to be tested for asbestos content so determinations of their abatement and disposal (if required) can be made.

Please do not hesitate to contact us with questions relating to the sample results and any subsequent work that may be performed for your company. We thank you for the opportunity to conduct this survey.

Sincerely,

Christopher J. Eident CIH, CSP, RS
CEO

- Enclosure 1: Asbestos Lab Results
- Enclosure 2: Chain of Custody
- Enclosure 3: Roster of Suspect Materials
- Enclosure 4: Inspector's Diagram of Property
- Enclosure 5: Daily Log

Communications (24 hours):

Office: (860) 449-8903

website: www.mysticair.com

FAX: (860) 449-8860

e-mail: maq2@aol.com

Toll Free: 1 (800) 247-7746



Environmental Hazards Services, L.L.C.

7469 Whitepine Rd
Richmond, VA 23237

Telephones: 800.347.4010

Asbestos Bulk Analysis Report

Report Number: 10-08-03206

Client: Mystic Air Quality Consultants
1204 North Road Rt. 117
Groton, CT 06340

Received Date: 08/23/2010
Analyzed Date: 08/25/2010
Reported Date: 08/25/2010

Project/Test Address: 66 Matson Hill Rd; South Glastonbury, CT

Client Number:
07-2564

Laboratory Results

Fax Number:
860-449-8860

Lab Sample Number	Client Sample Number	Layer Type	Lab Gross Description	Asbestos	Other Materials
10-08-03206-001A	1	Tile	Gray Vinyl	6% Chrysotile	94% Non-Fibrous
				Total Asbestos: 6%	
10-08-03206-001B	1	Mastic	Black Adhes.	8% Chrysotile	92% Non-Fibrous
				Total Asbestos: 8%	
10-08-03206-002A	2	Tile		Did Not Analyze (Positive Stop)	
10-08-03206-002B	2	Mastic		Did Not Analyze (Positive Stop)	
10-08-03206-003A	3	Tile		Did Not Analyze (Positive Stop)	
10-08-03206-003B	3	Mastic		Did Not Analyze (Positive Stop)	

Environmental Hazards Services, L.L.C

Client Number: 07-2564

Report Number: 10-08-03206

Project/Test Address: 68 Matson Hill Rd; South Glastonbury, CT

Lab Sample Number	Client Sample Number	Layer Type	Lab Gross Description	Asbestos	Other Materials
10-08-03206-004	4		Black Tar-Like; Black Fib.	NAD	25% Cellulose 75% Non-Fibrous
10-08-03206-005	5		Tan Rubbery	NAD	5% Wollastonite 95% Non-Fibrous
10-08-03206-006	6		Tan Fib.	85% Chrysotile	15% Non-Fibrous
				Total Asbestos: 85%	
10-08-03206-007	7			Did Not Analyze (Positive Stop)	
10-08-03206-008	8			Did Not Analyze (Positive Stop)	
10-08-03206-009	9		Tan Brittle	NAD	100% Non-Fibrous
10-08-03206-010	10		Tan Brittle	NAD	100% Non-Fibrous
10-08-03206-011	11		Tan Brittle	NAD	100% Non-Fibrous
10-08-03206-012	12		Brown Gran.	NAD	100% Non-Fibrous
10-08-03206-013	13		Brown Gran.	NAD	100% Non-Fibrous

Environmental Hazards Services, L.L.C

Client Number: 07-2564

Report Number: 10-08-03206

Project/Test Address: 68 Matson Hill Rd; South Glastonbury, CT

Lab Sample Number	Client Sample Number	Layer Type	Lab Gross Description	Asbestos	Other Materials
10-08-03206-014	14		Brown Gran.	NAD	100% Non-Fibrous
10-08-03206-015	15		White Fib.	90% Chrysotile	10% Non-Fibrous
				Total Asbestos: 90%	
10-08-03206-016	16		Gray Fib.	65% Chrysotile	35% Non-Fibrous
				Total Asbestos: 65%	
10-08-03206-017	17		Brown Adhes.	NAD	100% Non-Fibrous
10-08-03206-018	18		Brown Adhes.	NAD	100% Non-Fibrous
10-08-03206-019	19		Brown Adhes.	NAD	100% Non-Fibrous
10-08-03206-020	20		Brown Adhes.	NAD	100% Non-Fibrous
10-08-03206-021	21		Brown Adhes.	NAD	100% Non-Fibrous
10-08-03206-022	22		Brown Adhes.	NAD	100% Non-Fibrous
10-08-03206-023	23		Black Fib.; Black Tar-Like	NAD	65% Cellulose 35% Non-Fibrous

Environmental Hazards Services, L.L.C

Client Number: 07-2564

Report Number: 10-08-03206

Project/Test Address: 68 Matson Hill Rd; South Glastonbury, CT

Lab Sample Number	Client Sample Number	Layer Type	Lab Gross Description	Asbestos	Other Materials
10-08-03206-024	24		Black Tar-Like; Black Fib.	NAD	65% Cellulose 35% Non-Fibrous
10-08-03206-025	25		Black Tar-Like; Black Fib.	NAD	65% Cellulose 35% Non-Fibrous
10-08-03206-026	26		Brown Fib.	NAD	85% Cellulose 15% Non-Fibrous
10-08-03206-027	27		Brown Fib.	NAD	85% Cellulose 15% Non-Fibrous
10-08-03206-028	28		Brown Fib.	NAD	85% Cellulose 15% Non-Fibrous

Environmental Hazards Services, L.L.C

Client Number: 07-2564

Report Number: 10-08-03206

Project/Test Address: 68 Matson Hill Rd; South Glastonbury, CT

Lab Sample Number	Client Sample Number	Layer Type	Lab Gross Description	Asbestos	Other Materials
-------------------	----------------------	------------	-----------------------	----------	-----------------

QC Sample: 17-M11995-2

QC Blank: SRM 1866 Fiberglass

Reporting Limit: 1% Asbestos

Method: EPA Method 600/R-93/116

Analyst: Araceli Enzler

Reviewed By Authorized Signatory:



Howard Vamer

The condition of the samples analyzed was acceptable upon receipt per laboratory protocol unless otherwise noted on this report. Results represent the analysis of samples submitted by the client. Sample location, description, area, volume, etc., was provided by the client. This report cannot be used by the client to claim product endorsement by NVLAP or any agency of the U.S. Government. This report shall not be reproduced except in full, without the written consent of the Environmental Hazards Service, L.L.C. California Certification #2319 NY ELAP #11714. All information concerning sampling location, date, and time can be found on Chain-of-Custody. Environmental Hazards Services, L.L.C. does not perform any sample collection.

Environmental Hazards Services, L.L.C. recommends reanalysis by point count (for more accurate quantification) or Transmission Electron Microscopy (TEM), (for enhanced detection capabilities) for materials regulated by EPA NESHAP (National Emission Standards for Hazardous Air Pollutants) and found to contain less than ten percent (<10%) asbestos by polarized light microscopy (PLM). Both services are available for an additional fee.

* All California samples analyzed by Polarized Light Microscopy, EPA Method 600/M4-82-020, Dec. 1982.

LEGEND:

NAD = no asbestos detected



z.k.r.m

Asbestos Chain-of-Custody

Environmental Hazards Services, LLC
www.leadlab.com 7469 Whitepine Rd
(800)347-4070 Richmond, VA
(804)275-4907 (fax) 23237

Company Name: Mystic Air Quality Consultants Address: 1204 North Rd., Groton, CT 06340
Phone: 860 449 8903 Fax: 860 449 8903 E-mail: matqc2@aol.com

Project Name and Address: 68 MATSON HILL RD

Collected by: Brian Woodward signature Brian Woodward (will call ahead)

City/State (required): South Glastonbury, CT
Mystic Air Client: TRIX Environmental

10-08-03206




Due Date:
08/26/2010
(Thursday)
FR

hpd

Acct. Number 07-2564

No.	Client's Sample No.	Date Collected	PLM Analysis	Other Analysis Specify	Material Description	Sample Location	Comments
1	1-3	8/19/10	X		Flastic-mastic	See Roster	Bulks
2	4				TAR SEALER		
3	5				CAULKING		
4	6-8				ROPE SEALER		
5	9-11				MASTIC		
6	12-14				FLOOR FILTER		
7	15				Flex Connector		
8	16				TSE		
9	17-19				Panel Adhesive		
10	20-22				" "		
11	23-25				FLOORING VAPOR BARRIER		
12	26-28	X	X		" "		
13							
14							
15							
Released by: <u>Brian Woodward</u>						date: <u>8/19/10</u>	
Received by: <u>T. DeGroot</u>						date: <u>8/23/10</u>	



Mystic Air Quality Consultants, Inc.

1204 North Road (Rt. 117) Groton, Connecticut 06340

Asbestos Containing Suspect Materials Roster

site: 68 MATSON Hill RD
SOUTH GLASTONBURY, CT

PRE DEMO SURVEY

Type Of Material	Amount of Material	Condition of Material	Specific Location of Suspect ACM at Site
1-3 FLOORING-MASTIC (99)	280 FT ²	Damaged	Room #2 & open Room #1 - See Drawing
4 TAR SEALER	3 LNET		ON Edge OF Entrance Door to open Room #1 - " "
5 CAULKING	2 Windows		Behind Windows NEXT TO Entrance door to open Room #1 - " "
6-8 ROPE SEALER	ALL		BASEMENT - RELIEVING STORAGE ROOM - behind metal plate - " "
9-11 MASTIC	ALL		Clean Room Ceiling - Above Plywood
12-14 FLOOR FILLER	1000 FT ²		SHIPPING ROOM & Finish Stores
15 FLOOR CONNECTOR	2 FT ²		No. 7 Furniture
16 AIR-OECC/TSE	> 10 LNET		THROUGHOUT OUT
17-19 PANEL ADHESIVE	240 FT ²		MENS Room @ LAUNDRY ON 2 ND Floor
20-22 " "			LAUNDRY @ 2 ND Floor
23-25 FLOORING VAPOR BARRIER	1,800 FT ²		2 ND Floor OFFICES UNDER WOOD
26-28 " "		X	3 RD Floor " "

EPA considers the materials above as "suspect" asbestos-containing materials.

* There is WATER DAMAGE throughout the BASEMENT. There is ALSO underground sublevels with machinery that is inaccessible. There could be ACM in these areas that were inaccessible.

Date: 8/19/10

Inspector Brian Woodard

ENCLOSURE 3 PAGE 1 OF 2

Telecommunications (24 hours):

Office: (203) 449-8903

FAX: (203) 449-8860

CT Toll Free: 1 (800) 247-7746

NE Toll Free: 1 (800) 722-7746



Mystic Air Quality Consultants, Inc.

1204 North Road (Rt. 117) Groton, Connecticut 06340

Asbestos Containing Suspect Materials Roster

Site: _____
 _____ # _____

Type Of Material	Amount of Material	Condition of Material	Specific Location of Suspect ACM at Site
ASSUMED BLOCKS OF TRANSITE	5 Pieces	Damaged	@ ENTRANCE of OPEN RM (STORAGE CABINET) #1

EPA considers the materials above as "suspect" asbestos-containing materials.

Date: _____

Inspector Brian Woodard

Telecommunications (24 hours): _____

Office: (203) 449-8903

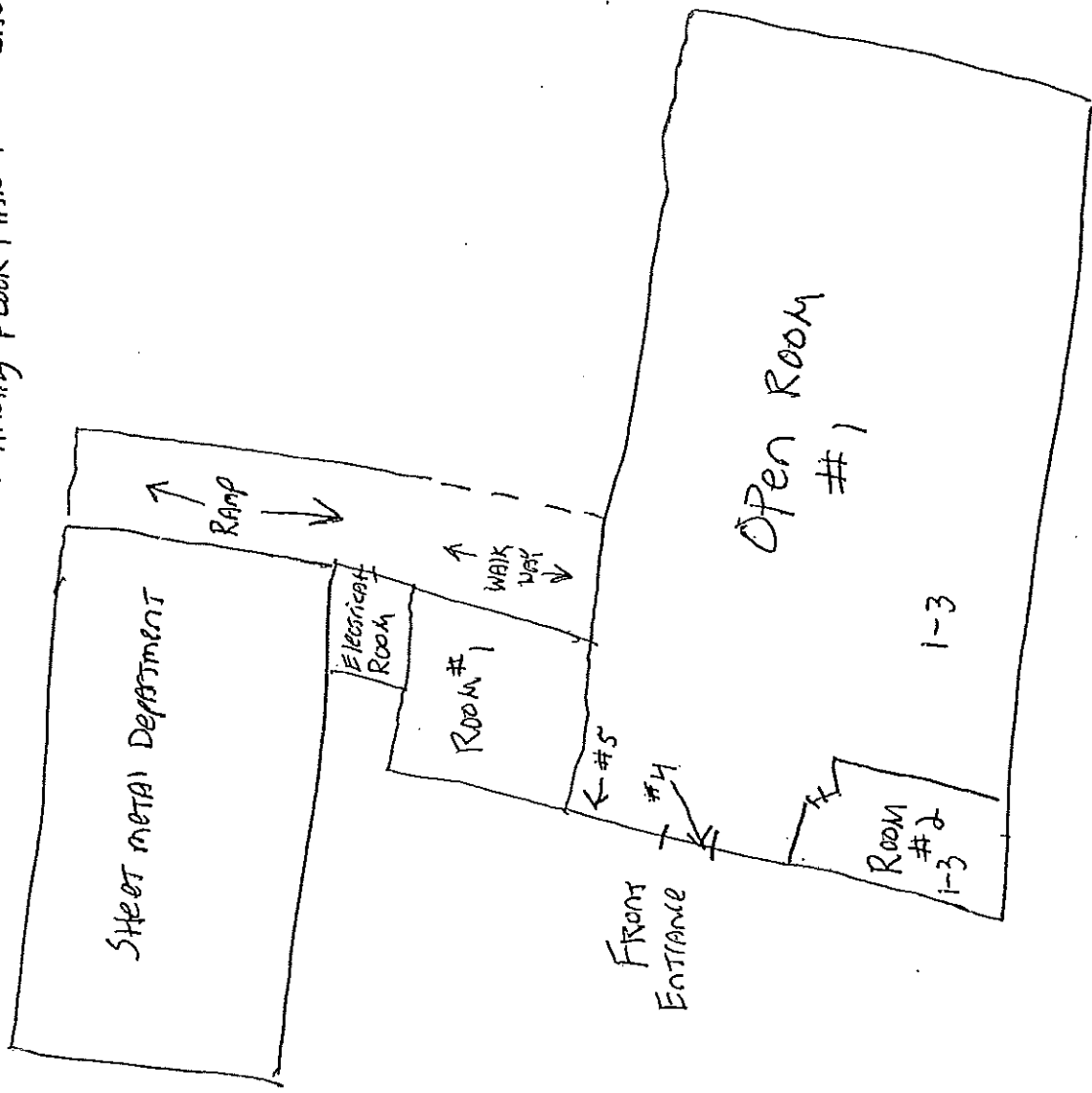
FAX: (203) 449-8860

CT Toll Free: 1 (800) 247-7746

NE Toll Free: 1 (800) 722-7746

68 MASON Hill RD
South Glastonbury, CT
8/19/10

Continuing FLOOR PLAN FROM BASEMENT





Mystic Air Quality Consultants

1204 North Road (Rt. 117)
Groton, CT 06340

Date 8/19/00

Page ___ of ___

DAILY JOB LOG

Client TRITON Environmental Site Supervisor _____

Site Location 68 MAISON HILL RD - SOUTH GLASTONBURY, CT

GENERAL OBSERVATIONS Containment Location Throughout

- Took Bulk Samples.
- We previously surveyed the Bldg in 2006 but NOT ALL AREAS WERE ACCESSIBLE.

HYGIENIST'S NAME BRIAN WOODARD HYGIENIST'S SIGNATURE Brian Woodard TELECOMMUNICATIONS
OFFICE: 860 449 8903
NIGHTS & WEEKENDS: 860 464 2050
FAX: 860 449 8860
TOLL FREE: 1 800 447 7746

TIME OFF SITE: _____ TIME OFF SITE: _____

THIS PAGE INTENTIONALLY LEFT BLANK

Project: Slocomb Mill Complex Abatement And Demolition

**Minimum Rates and Classifications
for Heavy/Highway Construction**

H 15386

**Connecticut Department of Labor
Wage and Workplace Standards Division**

By virtue of the authority vested in the Labor Commissioner under provisions of Section 31-53 of the General Statutes of Connecticut, as amended, the following are declared to be the prevailing rates and welfare payments and will apply only where the contract is advertised for bid within 20 days of the date on which the rates are established. Any contractor or subcontractor not obligated by agreement to pay to the welfare and pension fund shall pay this amount to each employee as part of his/her hourly wages.

Project Number: Project Town Glastonbury
FAP Number: State Number:
Project: Slocomb Mill Complex Abatement And Demolition

CLASSIFICATION	Hourly Rate	Benefits
01) Asbestos/Toxic Waste Removal Laborers: Asbestos removal and encapsulation (except its removal from mechanical systems which are not to be scrapped), toxic waste removers, blasters. **See Laborers Group 5 and 7**		
1) Boilermaker	33.79	34% + 8.96
1a) Bricklayer, Cement Masons, Cement Finishers, Plasterers, Stone Masons	32.50	22.51
2) Carpenters, Piledrivermen	29.11	20.29
2a) Diver Tenders	29.11	20.29

As of: Wednesday, July 13, 2011

Project: Slocomb Mill Complex Abatement And Demolition

3) Divers	37.57	20.29
4) Painters: (Bridge Construction) Brush, Roller, Blasting (Sand, Water, etc.), Spray	41.35	16.35
4a) Painters: Brush and Roller	29.17	16.35
4b) Painters: Spray Only	31.47	15.40
4c) Painters: Steel Only	30.47	15.40
4d) Painters: Blast and Spray	32.17	16.35
4e) Painters: Tanks, Tower and Swing	31.17	16.35
5) Electrician (Trade License required: E-1,2 L-5,6 C-5,6 T-1,2 L-1,2 V-1,2,7,8,9)	36.40	21.31

As of:

Wednesday, July 13, 2011

Project: Slocomb Mill Complex Abatement And Demolition

6) Ironworkers: (Ornamental, Reinforcing, Structural, and Precast Concrete Erection	33.00	26.58 + a
---	-------	-----------

7) Plumbers (Trade License required: (P-1,2,6,7,8,9 J-1,2,3,4 SP-1,2) and Pipefitters (Including HVAC Work) (Trade License required: S-1,2,3,4,5,6,7,8 B-1,2,3,4 D-1,2,3,4 G-1, G-2, G-8, G-9)	38.67	24.46
--	-------	-------

----LABORERS----- - Last updated 4/27/11

8) Group 1: Laborer (Unskilled), Common or General, acetylene burner, concrete specialist	25.75	15.60
---	-------	-------

9) Group 2: Chain saw operators, fence and guard rail erectors, pneumatic tool operators, powdermen, air tool operator	26.00	15.60
--	-------	-------

10) Group 3: Pipelayers (Installation of water, storm drainage or sewage lines outside of the building line with P6, P7 license)	26.25	15.60
--	-------	-------

11) Group 4: Jackhammer/Pavement breaker (handheld); mason tenders (cement/concrete), catch basin builders, asphalt rakers, air track operators, block pavers and curb setters	26.25	15.60
--	-------	-------

12) Group 5: Toxic waste removal (non-mechanical systems)	27.75	15.60
---	-------	-------

Project: Slocomb Mill Complex Abatement And Demolition

13) Group 6: Blasters	27.50	15.60
Group 7: Asbestos Removal, non-mechanical systems (does not include leaded joint pipe)	26.75	15.60
Group 8: Traffic control signalmen	16.00	15.60
----LABORERS (TUNNEL CONSTRUCTION, FREE AIR). Shield Drive and Liner Plate Tunnels in Free Air.---- Last updated 4/27/11----		
13a) Miners, Motormen, Mucking Machine Operators, Nozzle Men, Grout Men, Shaft & Tunnel Steel & Rodmen, Shield & Erector, Arm Operator, Cable Tenders	30.32	15.60 + a
13b) Brakemen, Trackmen	29.44	15.60 + a
----CLEANING, CONCRETE AND CAULKING TUNNEL----Last updated 4/27/11----		
14) Concrete Workers, Form Movers, and Strippers	29.44	15.60 + a

As of:

Wednesday, July 13, 2011

Project: Slocomb Mill Complex Abatement And Demolition

15) Form Erectors	29.74	15.60 + a
-------------------	-------	-----------

---ROCK SHAFT LINING, CONCRETE, LINING OF SAME AND
TUNNEL IN FREE AIR:----Last updated 4/27/11----

16) Brakemen, Trackmen, Tunnel Laborers, Shaft Laborers	29.44	15.60 + a
---	-------	-----------

17) Laborers Topside, Cage Tenders, Bellman	29.33	15.60 + a
---	-------	-----------

18) Miners	30.32	15.60 + a
------------	-------	-----------

---TUNNELS, CAISSON AND CYLINDER WORK IN COMPRESSED
AIR: ----Last updated 4/27/11----

18a) Blaster	35.213	15.60 + a
--------------	--------	-----------

19) Brakemen, Trackmen, Groutman, Laborers, Outside Lock Tender, Gauge Tenders	35.036	15.60 + a
---	--------	-----------

As of:

Wednesday, July 13, 2011

Project: Slocomb Mill Complex Abatement And Demolition

20) Change House Attendants, Powder Watchmen, Top on Iron Bolts	33.268	15.60 + a
---	--------	-----------

21) Mucking Machine Operator	35.745	15.60 + a
------------------------------	--------	-----------

----TRUCK DRIVERS----(*see note below)

Two axle trucks	27.88	15.71 + a
-----------------	-------	-----------

Three axle trucks; two axle ready mix	27.98	15.71 + a
---------------------------------------	-------	-----------

Three axle ready mix	28.03	15.71 + a
----------------------	-------	-----------

Four axle trucks, heavy duty trailer (up to 40 tons)	28.08	15.71 + a
--	-------	-----------

Four axle ready-mix	28.13	15.71 + a
---------------------	-------	-----------

Project: Slocomb Mill Complex Abatement And Demolition

Heavy duty trailer (40 tons and over)	28.33	15.71 + a
Specialized earth moving equipment other than conventional type on-the road trucks and semi-trailer (including Euclids)	28.13	15.71 + a

---POWER EQUIPMENT OPERATORS----

Group 1: Crane handling or erecting structural steel or stone, hoisting engineer (2 drums or over), front end loader (7 cubic yards or over), Work Boat 26 ft. & Over. (Trade License Required)	35.05	19.40 + a
Group 2: Cranes (100 ton rate capacity and over); Backhoe/Excavator over 2 cubic yards; Piledriver (\$3.00 premium when operator controls hammer). (Trade License Required)	34.73	19.40 + a
Group 3: Excavator/Backhoe under 2 cubic yards; Cranes (under 100 ton rated capacity), Gradall; Master Mechanic; Hoisting Engineer (all types of equipment where a drum and cable are used to hoist or drag material regardless of motive power of operation), Rubber Tire Excavator (Drott-1085 or similar); Grader Operator; Bulldozer Fine Grade (slopes, shaping, laser or GPS, etc.). (Trade License Required)	33.99	19.40 + a
Group 4: Trenching Machines; Lighter Derrick; Concrete Finishing Machine; CMI Machine or Similar; Koehring Loader (Skooper)	33.60	19.40 + a
Group 5: Specialty Railroad Equipment; Asphalt Paver; Asphalt Spreader; Asphalt Reclaiming Machine; Line Grinder; Concrete Pumps; Drills with Self Contained Power Units; Boring Machine; Post Hole Digger; Auger; Pounder; Well Digger; Milling Machine (over 24" Mandrell)	33.01	19.40 + a

Project: Slocomb Mill Complex Abatement And Demolition

Group 5 continued: Side Boom; Combination Hoe and Loader; Directional Driller.	33.01	19.40 + a
Group 6: Front End Loader (3 up to 7 cubic yards); Bulldozer (rough grade dozer).	32.70	19.40 + a
Group 7: Asphalt Roller; Concrete Saws and Cutters (ride on types); Vermeer Concrete Cutter; Stump Grinder; Scraper; Snooper; Skidder; Milling Machine (24" and Under Mandrel).	32.36	19.40 + a
Group 8: Mechanic, Grease Truck Operator, Hydroblaster, Barrier Mover, Power Stone Spreader; Welder; Work Boat under 26 ft.; Transfer Machine.	31.96	19.40 + a
Group 9: Front End Loader (under 3 cubic yards), Skid Steer Loader regardless of attachments (Bobcat or Similar); Fork Lift, Power Chipper; Landscape Equipment (including hydroseeder).	31.53	19.40 + a
Group 10: Vibratory Hammer, Ice Machine, Diesel and Air Hammer, etc.	29.49	19.40 + a
Group 11: Conveyor, Earth Roller; Power Pavement Breaker (whiphammer), Robot Demolition Equipment.	29.49	19.40 + a
Group 12: Wellpoint Operator.	29.43	19.40 + a

Project: Slocomb Mill Complex Abatement And Demolition

Group 13: Compressor Battery Operator.	28.85	19.40 + a
Group 14: Elevator Operator; Tow Motor Operator (Solid Tire No Rough Terrain).	27.71	19.40 + a
Group 15: Generator Operator; Compressor Operator; Pump Operator; Welding Machine Operator; Heater Operator.	27.30	19.40 + a
Group 16: Maintenance Engineer/Oiler	26.65	19.40 + a
Group 17: Portable asphalt plant operator; portable crusher plant operator; portable concrete plant operator.	30.96	19.40 + a
Group 18: Power Safety Boat; Vacuum Truck; Zim Mixer; Sweeper; (minimum for any job requiring CDL license).	28.54	19.40 + a

**NOTE: SEE BELOW

---LINE CONSTRUCTION---(Railroad Construction and Maintenance)---Last updated 9/3/2010---

Project: Slocomb Mill Complex Abatement And Demolition

20) Lineman, Cable Splicer, Dynamite Man	44.36	3% + 13.70
21) Heavy Equipment Operator	39.92	3% + 13.70
22) Equipment Operator, Tractor Trailer Driver, Material Men	37.71	3% + 13.70
23) Driver Groundmen	33.27	3% + 13.70
----LINE CONSTRUCTION----Last updated 4/17/09----		
24) Driver Groundmen	30.92	6.5% + 9.70
25) Groundmen	22.67	6.5% + 6.20
26) Heavy Equipment Operators	37.10	6.5% + 10.70

As of:

Wednesday, July 13, 2011

Project: Slocomb Mill Complex Abatement And Demolition

27) Linemen, Cable Splicers, Dynamite Men	41.22	6.5% + 12.20
28) Material Men, Tractor Trailer Drivers, Equipment Operators	35.04	6.5% + 10.45

Project: Slocomb Mill Complex Abatement And Demolition

Welders: Rate for craft to which welding is incidental.

**Note: Hazardous waste removal work receives additional \$1.25 per hour for truck drivers.*

***Note: Hazardous waste premium \$3.00 per hour over classified rate*

- Crane with 150 ft. boom (including jib) - \$1.50 extra
- Crane with 200 ft. boom (including jib) - \$2.50 extra
- Crane with 250 ft. boom (including jib) - \$5.00 extra
- Crane with 300 ft. boom (including jib) - \$7.00 extra
- Crane with 400 ft. boom (including jib) - \$10.00 extra

All classifications that indicate a percentage of the fringe benefits must be calculated at the percentage rate times the "base hourly rate".

Apprentices duly registered under the Commissioner of Labor's regulations on "Work Training Standards for Apprenticeship and Training Programs" Section 31-51-d-1 to 12, are allowed to be paid the appropriate percentage of the prevailing journeymen hourly base and the full fringe benefit rate, providing the work site ratio shall not be less than one full-time journeyman instructing and supervising the work of each apprentice in a specific trade.

~~Connecticut General Statute Section 31-55a: Annual Adjustments to wage rates by contractors doing state work ~~

The Prevailing wage rates applicable to this project are subject to annual adjustments each July 1st for the duration of the project.

Each contractor shall pay the annual adjusted prevailing wage rate that is in effect each July 1st, as posted by the Department of Labor.

It is the contractor's responsibility to obtain the annual adjusted prevailing wage rate increases directly from the Department of Labor's website.

The annual adjustments will be posted on the Department of Labor's Web page: www.ct.gov/dol.

The Department of Labor will continue to issue the initial prevailing wage rate schedule to the Contracting Agency for the project.

All subsequent annual adjustments will be posted on our Web Site for contractor access.

As of:

Wednesday, July 13, 2011

Project: Slocomb Mill Complex Abatement And Demolition

Effective October 1, 2005 - Public Act 05-50: any person performing the work of any mechanic, laborer, or worker shall be paid prevailing wage

All Person who perform work ON SITE must be paid prevailing wage for the appropriate mechanic, laborer, or worker classification.

All certified payrolls must list the hours worked and wages paid to All Persons who perform work ON SITE regardless of their ownership i.e.: (Owners, Corporate Officers, LLC Members, Independent Contractors, et. al)

Reporting and payment of wages is required regardless of any contractual relationship alleged to exist between the contractor and such person.

~~Unlisted classifications needed for work not included within the scope of the classifications listed may be added after award only as provided in the labor standards contract clause (29 CFR 5.5 (a) (1) (ii)).

Please direct any questions which you may have pertaining to classification of work and payment of prevailing wages to the Wage and Workplace Standards Division, telephone (860)263-6790.

As of:

Wednesday, July 13, 2011

Project: Slocomb Mill Complex Abatement And Demolition

**Minimum Rates and Classifications
for Building Construction**

B 15386

**Connecticut Department of Labor
Wage and Workplace Standards Division**

By virtue of the authority vested in the Labor Commissioner under provisions of Section 31-53 of the General Statutes of Connecticut, as amended, the following are declared to be the prevailing rates and welfare payments and will apply only where the contract is advertised for bid within 20 days of the date on which the rates are established. Any contractor or subcontractor not obligated by agreement to pay to the welfare and pension fund shall pay this amount to each employee as part of his/her hourly wages.

Project Number: Project Town Glastonbury
State#: FAP#:

Project: Slocomb Mill Complex Abatement And Demolition

CLASSIFICATION

Hourly Rate Benefits

1a) Asbestos Worker/Insulator (Includes application of insulating materials, protective coverings, coatings, & finishes to all types of mechanical systems; application of firestopping material for wall openings & penetrations in walls, floors, ceilings - Last updated 12/26/08

34.21 19.81

1b) Asbestos/Toxic Waste Removal Laborers: Asbestos removal and encapsulation (except its removal from mechanical systems which are not to be scrapped), toxic waste removers, blasters.**See Laborers Group 7**

2) Boilermaker

34.94 19.00

As of: Wednesday, July 13, 2011

Project: Slocomb Mill Complex Abatement And Demolition

3a) Bricklayer, Cement Mason, Concrete Finisher (including caulking), Stone Masons	32.50	23.16 + a
--	-------	-----------

3b) Tile Setter	32.00	21.44
-----------------	-------	-------

3c) Terrazzo Mechanics and Marble Setters	31.69	22.35
---	-------	-------

3d) Tile, Marble & Terrazzo Finishers	25.50	18.43
---------------------------------------	-------	-------

3e) Plasterer	32.50	23.16
---------------	-------	-------

-----LABORERS-----

As of: Wednesday, July 13, 2011

Project: Slocomb Mill Complex Abatement And Demolition

4) Group 1: Laborers (common or general), acetylene burners, carpenter tenders, concrete specialists, wrecking laborers, fire watchers.	25.75	15.60
4a) Group 2: Mortar mixers, plaster tender, power buggy operators, powdermen, fireproofers/mixer/nozzleman, fence erector.	26.00	15.60
4b) Group 3: Jackhammer operators, mason tender (brick) and mason tender (cement/concrete)	26.25	15.60
4c) **Group 4: Pipelayers (Installation of water, storm drainage or sewage lines outside of the building line with P6, P7 license) (the pipelayer rate shall apply only to one or two employees of the total crew who primary task is to actually perform the mating of pipe sections)[If using this classification call the Labor Department for clarification]	26.00	15.60
4d) Group 5: Air track operators, Sand blasters	26.50	15.60
4e) Group 6: Nuclear toxic waste removers, blasters	28.75	15.60

As of: Wednesday, July 13, 2011

Project: Slocomb Mill Complex Abatement And Demolition

4f) Group 7: Asbestos removal and encapsulation (except it's removal from mechanical systems which are not to be scrapped)	26.75	15.60
4g) Group 8: Bottom men on open air caisson, cylindrical work and boring crew	26.25	15.60
4h) Group 9: Top men on open air caisson, cylindrical work and boring crew	25.75	15.60
4i) Group 10: Traffic Control Signalman	16.00	15.60
5) Carpenter, Acoustical Ceiling Installation, Soft Floor/Carpet Laying, Metal Stud Installation, Form Work and Scaffold Building, Drywall Hanging, Modular-Furniture Systems Installers, Lathers, Piledrivers, Resilient Floor Layers.	29.11	20.29
5a) Millwrights	30.01	20.18

As of: Wednesday, July 13, 2011

Project: Slocomb Mill Complex Abatement And Demolition

6) Electrical Worker (including low voltage wiring) (Trade License required: E1,2 L-5,6 C-5,6 T-1,2 L-1,2 V-1,2,7,8,9)	36.40	21.31
7a) Elevator Mechanic (Trade License required: R-1,2,5,6)	44.82	21.785+a+b
-----LINE CONSTRUCTION-----		
Groundman	23.80	3% + 13.70
Linemen/Cable Splicer	43.28	3% + 13.70
8) Glazier (Trade License required: FG-1,2)	32.73	16.35 + a

As of: Wednesday, July 13, 2011

Project: Slocomb Mill Complex Abatement And Demolition

9) Ironworker, Ornamental, Reinforcing, Structural, and Precast Concrete Erection	33.00	26.58 + a
---	-------	-----------

----OPERATORS----

Group 1: Crane handling or erecting structural steel or stone, hoisting engineer 2 drums or over, front end loader (7 cubic yards or over); work boat 26 ft. and over. (Trade License Required)	35.05	19.40 + a
---	-------	-----------

Group 2: Cranes (100 ton rate capacity and over); Backhoe/Excavator over 2 cubic yards; Piledriver (\$3.00 premium when operator controls hammer). (Trade License Required)	34.73	19.40 + a
---	-------	-----------

Group 3: Excavator; Backhoe/Excavator under 2 cubic yards; Cranes (under 100 ton rated capacity), Grader/Blade; Master Mechanic; Hoisting Engineer (all types of equipment where a drum and cable are used to hoist or drag material regardless of motive power of operation), Rubber Tire Excavator (Drott-1085 or similar); Grader Operator; Bulldozer Fine Grade. (slopes, shaping, laser or GPS, etc.).	33.99	19.40 + a
---	-------	-----------

Group 4: Trenching Machines; Lighter Derrick; Concrete Finishing Machine; CMI Machine or Similar; Koehring Loader (Skooper).	33.60	19.40 + a
--	-------	-----------

As of: Wednesday, July 13, 2011

Project: Slocomb Mill Complex Abatement And Demolition

Group 5: Specialty Railroad Equipment; Asphalt Paver; Asphalt Reclaiming Machine; Line Grinder; Concrete Pumps; Drills with Self Contained Power Units; Boring Machine; Post Hole Digger; Auger; Pounder; Well Digger; Milling Machine (over 24" Mandrell) 33.01 19.40 + a

Group 5 continued: Side Boom; Combination Hoe and Loader; Directional Driller; Pile Testing Machine. 33.01 19.40 + a

Group 6: Front End Loader (3 up to 7 cubic yards); Bulldozer (rough grade dozer). 32.70 19.40 + a

Group 7: Asphalt roller, concrete saws and cutters (ride on types), vermeer concrete cutter, Stump Grinder; Scraper; Snooper; Skidder; Milling Machine (24" and under Mandrell). 32.36 19.40 + a

Group 8: Mechanic, grease truck operator, hydroblaster; barrier mover; power stone spreader; welding; work boat under 26 ft.; transfer machine. 31.96 19.40 + a

Group 9: Front end loader (under 3 cubic yards), skid steer loader regardless of attachments, (Bobcat or Similar): forklift, power chipper; landscape equipment (including Hydroseeder). 31.53 19.40 + a

As of: Wednesday, July 13, 2011

Project: Slocomb Mill Complex Abatement And Demolition

Group 10: Vibratory hammer; ice machine; diesel and air, hammer, etc.	29.49	19.40 + a
Group 11: Conveyor, earth roller, power pavement breaker (whiphammer), robot demolition equipment.	29.49	19.40 + a
Group 12: Wellpoint operator.	29.43	19.40 + a
Group 13: Compressor battery operator.	28.85	19.40 + a
Group 14: Elevator operator; tow motor operator (solid tire no rough terrain).	27.71	19.40 + a
Group 15: Generator Operator; Compressor Operator; Pump Operator; Welding Machine Operator; Heater Operator.	27.30	19.40 + a

As of: Wednesday, July 13, 2011

Project: Slocomb Mill Complex Abatement And Demolition

Group 16: Maintenance Engineer/Oiler.	26.65	19.40 + a
---------------------------------------	-------	-----------

Group 17: Portable asphalt plant operator; portable crusher plant operator; portable concrete plant operator.	30.96	19.40 + a
---	-------	-----------

Group 18: Power safety boat; vacuum truck; zim mixer; sweeper; (Minimum for any job requiring a CDL license).	28.54	19.40 + a
---	-------	-----------

-----PAINTERS (Including Drywall Finishing)-----

10a) Brush and Roller	29.17	16.35
-----------------------	-------	-------

10b) Taping Only/Drywall Finishing	29.92	16.35
------------------------------------	-------	-------

As of: Wednesday, July 13, 2011

Project: Slocomb Mill Complex Abatement And Demolition

10c) Paperhanger and Red Label	29.67	16.35
10e) Blast and Spray	32.17	16.35
11) Plumber (excluding HVAC pipe installation) (Trade License required: P-1,2,6,7,8,9 J-1,2,3,4 SP-1,2)	38.67	24.46
12) Well Digger, Pile Testing Machine	33.01	19.40 + a
13) Roofer (composition)	30.48	14.96
14) Roofer (slate & tile)	30.98	14.96

As of: Wednesday, July 13, 2011

Project: Slocomb Mill Complex Abatement And Demolition

15) Sheetmetal Worker (Trade License required for HVAC and Ductwork: SM-1,SM-2,SM-3,SM-4,SM-5,SM-6)	32.27	29.33
---	-------	-------

16) Pipefitter (Including HVAC work) (Trade License required: S-1,2,3,4,5,6,7,8 B-1,2,3,4 D-1,2,3,4, G-1, G-2, G-8 & G-9)	38.67	24.46
--	-------	-------

-----TRUCK DRIVERS-----

17a) 2 Axle	27.88	15.71 + a
-------------	-------	-----------

17b) 3 Axle, 2 Axle Ready Mix	27.98	15.71 + a
-------------------------------	-------	-----------

17c) 3 Axle Ready Mix	28.03	15.71 + a
-----------------------	-------	-----------

As of: Wednesday, July 13, 2011

Project: Slocomb Mill Complex Abatement And Demolition

17d) 4 Axle, Heavy Duty Trailer up to 40 tons	28.08	15.71 + a
17e) 4 Axle Ready Mix	28.13	15.71 + a
17f) Heavy Duty Trailer (40 Tons and Over)	28.33	15.71 + a
17g) Specialized Earth Moving Equipment (Other Than Conventional Type on-the-Road Trucks and Semi-Trailers, Including Euclids)	28.13	15.71 + a
18) Sprinkler Fitter (Trade License required: F-1,2,3,4)	40.50	16.85 + a
19) Theatrical Stage Journeyman	22.22	6.53

As of: Wednesday, July 13, 2011

Project: Slocomb Mill Complex Abatement And Demolition

Welders: Rate for craft to which welding is incidental.

**Note: Hazardous waste removal work receives additional \$1.25 per hour for truck drivers.*

***Note: Hazardous waste premium \$3.00 per hour over classified rate*

- Crane with 150 ft. boom (including jib) - \$1.50 extra
- Crane with 200 ft. boom (including jib) - \$2.50 extra
- Crane with 250 ft. boom (including jib) - \$5.00 extra
- Crane with 300 ft. boom (including jib) - \$7.00 extra
- Crane with 400 ft. boom (including jib) - \$10.00 extra

All classifications that indicate a percentage of the fringe benefits must be calculated at the percentage rate times the "base hourly rate".

Apprentices duly registered under the Commissioner of Labor's regulations on "Work Training Standards for Apprenticeship and Training Programs" Section 31-51-d-1 to 12, are allowed to be paid the appropriate percentage of the prevailing journeymen hourly base and the full fringe benefit rate, providing the work site ratio shall not be less than one full-time journeyman instructing and supervising the work of each apprentice in a specific trade.

The Prevailing wage rates applicable to this project are subject to annual adjustments each July 1st for the duration of the project.

Each contractor shall pay the annual adjusted prevailing wage rate that is in effect each July 1st, as posted by the Department of Labor.

It is the contractor's responsibility to obtain the annual adjusted prevailing wage rate increases directly from the Department of Labor's website.

The annual adjustments will be posted on the Department of Labor's Web page: www.ct.gov/dol

The Department of Labor will continue to issue the initial prevailing wage rate schedule to the Contracting Agency for the project.

All subsequent annual adjustments will be posted on our Web Site for contractor access.

As of: Wednesday, July 13, 2011

Project: Slocomb Mill Complex Abatement And Demolition

Effective October 1, 2005 - Public Act 05-50: any person performing the work of any mechanic, laborer, or worker shall be paid prevailing wage

All Person who perform work ON SITE must be paid prevailing wage for the appropriate mechanic, laborer, or worker classification.

All certified payrolls must list the hours worked and wages paid to All Persons who perform work ON SITE regardless of their ownership i.e.: (Owners, Corporate Officers, LLC Members, Independent Contractors, et. al)

Reporting and payment of wages is required regardless of any contractual relationship alleged to exist between the contractor and such person.

~~Unlisted classifications needed for work not included within the scope of the classifications listed may be added after award only as provided in the labor standards contract clause (29 CFR 5.5 (a) (1) (ii)).

Please direct any questions which you may have pertaining to classification of work and payment of prevailing wages to the Wage and Workplace Standards Division, telephone (860)263-6790.

As of: Wednesday, July 13, 2011

CONNECTICUT DEPARTMENT OF LABOR
Wage and Workplace Standards Division

FOOTNOTES

Please Note: If the “Benefits” listed on the schedule for the following occupations includes a letter(s) (+ a or + a+b for instance), refer to the information below.

Benefits to be paid at the appropriate prevailing wage rate for the listed occupation.

If the “Benefits” section for the occupation lists only a dollar amount, disregard the information below.

Bricklayers, Cement Masons, Cement Finishers, Plasters, Stone Masons
(Building Construction)
(Residential- Hartford, Middlesex, New Haven, New London and Tolland Counties)

- a. Paid Holiday: Employees shall receive 4 hours for Christmas Eve holiday provided the employee works the regularly scheduled day before and after the holiday. Employers may schedule work on Christmas Eve and employees shall receive pay for actual hours worked in addition to holiday pay.

Bricklayer (Residential- Fairfield County)

- a. Paid Holiday: If an employee works on Christmas Eve until noon he shall be paid for 8 hours.

Electricians

Fairfield County: West of the Five Mile River in Norwalk

- a. \$2.00 per hour not to exceed \$14.00 per day.

Elevator Constructors: Mechanics

- a. Paid Holidays: New Year’s Day, Memorial Day, Independence Day, Labor Day, Thanksgiving Day, Christmas Day, plus the Friday after Thanksgiving.
- b. Vacation: Employer contributes 8% of basic hourly rate for 5 years or more of service or 6% of basic hourly rate for 6 months to 5 years of service as vacation pay credit.

Glaziers

- a. Paid Holidays: Labor Day and Christmas Day.

Power Equipment Operators

(Heavy and Highway Construction & Building Construction)

- a. Paid Holidays: New Year's Day, Good Friday, Memorial day, Independence Day, Labor Day, Thanksgiving Day and Christmas Day, provided the employee works 3 days during the week in which the holiday falls, if scheduled, and if scheduled, the working day before and the working day after the holiday. Holidays falling on Saturday may be observed on Saturday, or if the employer so elects, on the preceding Friday.

Ironworkers

- a. Paid Holiday: Labor Day provided employee has been on the payroll for the 5 consecutive workdays prior to Labor Day.

Laborers (Tunnel Construction)

- a. Paid Holidays: New Year's Day, Memorial Day, Independence Day, Labor Day, Thanksgiving Day and Christmas Day. No employee shall be eligible for holiday pay when he fails, without cause, to work the regular workday preceding the holiday or the regular workday following the holiday.

Roofers

- a. Paid Holidays: July 4th, Labor Day, and Christmas Day provided the employee is employed 15 days prior to the holiday.

Sprinkler Fitters

- a. Paid Holidays: Memorial Day, July 4th, Labor Day, Thanksgiving Day and Christmas Day, provided the employee has been in the employment of a contractor 20 working days prior to any such paid holiday.

Truck Drivers

(Heavy and Highway Construction & Building Construction)

- a. Paid Holidays: New Year's Day, Memorial Day, Independence Day, Labor Day, Thanksgiving Day, Christmas day, and Good Friday, provided the employee has at least 31 calendar days of service and works the last scheduled day before and the first scheduled day after the holiday, unless excused.

Information Bulletin

Occupational Classifications

The Connecticut Department of Labor has the responsibility to properly determine "job classification" on prevailing wage projects covered under C.G.S. Section 31-53.

♪ Note: This information is intended to provide a sample of some occupational classifications for guidance purposes only. It is not an all-inclusive list of each occupation's duties. This list is being provided only to highlight some areas where a contractor may be unclear regarding the proper classification.

Below are additional clarifications of specific job duties performed for certain classifications:

Asbestos Insulator

- Handle, install, apply, fabricate, distribute, prepare, alter, repair, or dismantle heat and frost insulation, including penetration and fire stopping work on all penetration fire stop systems.

Carpenter

- Assembly and installation of modular furniture/furniture systems.
[New] a. Free-standing furniture is not covered. This includes: student chairs, study top desks, book box desks, computer furniture, dictionary stand, atlas stand, wood shelving, two- position information access station, file cabinets, storage cabinets, tables, etc.
- Applies fire stopping materials on fire resistive joint systems only.
- Installation of insulated material of all types whether blown, nailed or attached in other ways to walls, ceilings and floors of buildings.
- Installation of curtain/window walls only where attached to wood or metal studs.

Cleaning Laborer

- The clean up of any construction debris and the general cleaning, including sweeping, wash down, mopping, wiping of the construction facility, washing, polishing, dusting, etc., prior to the issuance of a certificate of occupancy falls under the *Labor classification*.

Delivery Personnel (Revised)

- If delivery of supplies/building materials is to one common point and stockpiled there, prevailing wages are not required. If the delivery personnel are involved in the distribution of the material to multiple locations within the construction site then they would have to be paid prevailing wages for the type of work performed: laborer, equipment operator, electrician, ironworker, plumber, etc.
- An example of this would be where delivery of drywall is made to a building and the delivery personnel distribute the drywall from one "stockpile" location to further sub-locations on each floor. Distribution of material around a construction site is the job of a laborer/tradesman and not a delivery personnel.

Electrician

- Installation or maintenance of telecommunication, LAN wiring or computer equipment.
- Low voltage wiring.

Fork Lift Operator

- Laborers Group 4) Mason Tenders - operates forklift solely to assist a mason to a maximum height of nine (9) feet only.
- Power Equipment Operator Group 9 - operates forklift to assist any trade, and to assist a mason to a height over nine (9) feet.

Glaziers

- Installs light metal sash, head sills, and 2-story aluminum storefronts.
- Installation of aluminum window walls and curtain walls is the "joint work" of the Glaziers and Ironworkers classification which requires either a blended rate or equal composite workforce.

Ironworkers

- Handling, sorting, and installation of reinforcing steel (rebar).
- Installation of aluminum window walls and curtain walls is the "joint work" of the Glaziers and Ironworkers classification which requires either a blended rate or equal composite workforce. Insulated metal and insulated composite panels are still installed by the Ironworker.
- Metal bridge rail (traffic), metal bridge handrail, and decorative security fence installation.

Insulator

- Installing fire stopping systems/materials for "Penetration Firestop Systems": transit to cables, electrical conduits, insulated pipes, sprinkler pipe penetrations, ductwork behind radiation, electrical cable trays, fire rated pipe penetrations, natural polypropylene, HVAC ducts, plumbing bare metal, telephone and communication wires, and boiler room ceilings. Past practice using the applicable licensed trades, Plumber, Sheet Metal, Sprinkler Fitter, and Electrician, is not inconsistent with the Insulator classification and would be permitted.

Lead Paint Removal

- Painter Rate
 1. Removal of lead paint from bridges.
 2. Removal of lead paint as preparation of any surface to be repainted.
 3. Where removal is on a Demolition project prior to reconstruction.
- Laborer Rate
 1. Removal of lead paint from any surface NOT to be repainted.
 2. Where removal is on a *TOTAL* Demolition project only.

Roofers


- Preparation of surface, tear-off and/or removal of any type of roofing, and/or clean-up of any areas where a roof is to be relaid.

Sheet Metal Worker

- Fabrication, handling, assembling, erecting, altering, repairing, etc. of coated metal material panels and composite metal material panels when used on building exteriors and interiors as soffits, fascia, louvers, partitions, wall panel siding, canopies, cornice, column covers, awnings, beam covers, cladding, sun shades, lighting troughs, spires, ornamental roofing, metal ceilings, mansards, copings, ornamental and ventilation hoods, vertical and horizontal siding panels, trim, etc. The sheet metal classification also applies to the vast variety of coated metal material panels and composite metal material panels that have evolved over the years as an alternative to conventional ferrous and non-ferrous metals like steel, iron, tin, copper, brass, bronze, aluminum, etc. Insulated metal and insulated composite panels are still installed by the Iron Worker. Fabrication, handling, assembling, erecting, altering, repairing, etc. of architectural metal roof, standing seam roof, composite metal roof, metal and composite bathroom/toilet partitions, aluminum gutters, metal and composite lockers and shelving, kitchen equipment, and walk-in coolers.

Truck Drivers

- Truck Drivers delivering asphalt are covered under prevailing wage while on the site and directly involved in the paving operation.
- Material men and deliverymen are not covered under prevailing wage as long as they are not directly involved in the construction process. If, they unload the material, they would then be covered by prevailing wage for the classification they are performing work in: laborer, equipment operator, etc.
- Hauling material off site is not covered provided they are not dumping it at a location outlined above.
- Driving a truck on site and moving equipment or materials on site would be considered covered work, as this is part of the construction process.


 Any questions regarding the proper classification should be directed to the Contract Compliance Unit, Wage and Workplace Standards Division, Connecticut Department of Labor, 200 Folly Brook Blvd, Wethersfield, CT 06 109 at (860) 263-6543.

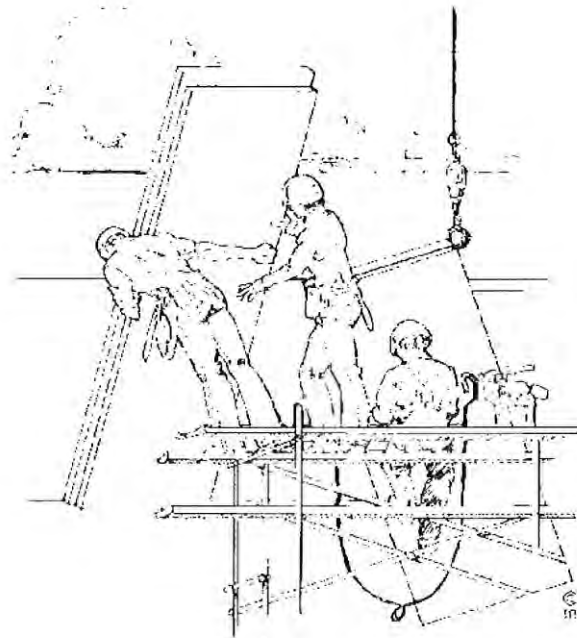
~NOTICE~

TO ALL CONTRACTING AGENCIES

Please be advised that Connecticut General Statutes Section 31-53, requires the contracting agency to certify to the Department of Labor, the total dollar amount of work to be done in connection with such public works project, regardless of whether such project consists of one or more contracts.

Please find the attached "Contracting Agency Certification Form" to be completed and returned to the Department of Labor, Wage and Workplace Standards Division, Public Contract Compliance Unit.

 Inquiries can be directed to (860)263-6543.



CONNECTICUT DEPARTMENT OF LABOR
WAGE AND WORKPLACE STANDARDS DIVISION
CONTRACT COMPLIANCE UNIT

CONTRACTING AGENCY CERTIFICATION FORM

I, _____, acting in my official capacity as _____,
authorized representative title

for _____, located at _____,
contracting agency address

do hereby certify that the total dollar amount of work to be done in connection with

_____, located at _____
project name and number address

shall be \$ _____, which includes all work, regardless of whether such project
consists of one or more contracts.

CONTRACTOR INFORMATION

Name: _____

Address: _____

Authorized Representative: _____

Approximate Starting Date: _____

Approximate Completion Date: _____

Signature

Date

Return To: Connecticut Department of Labor
Wage & Workplace Standards Division
Contract Compliance Unit
200 Folly Brook Blvd.
Wethersfield, CT 06109

Date Issued: _____

Informational Bulletin

THE 10-HOUR OSHA CONSTRUCTION SAFETY AND HEALTH COURSE

(applicable to public building contracts entered into *on or after July 1, 2007*, where the total cost of all work to be performed is at least \$100,000)

- (1) This requirement was created by Public Act No. 06-175, which is codified in Section 31-53b of the Connecticut General Statutes (pertaining to the prevailing wage statutes);
- (2) The course is required for public building construction contracts (projects funded in whole or in part by the state or any political subdivision of the state) entered into on or after July 1, 2007;
- (3) It is required of private employees (not state or municipal employees) and apprentices who perform manual labor for a general contractor or subcontractor on a public building project where the total cost of all work to be performed is at least \$100,000;
- (4) The ten-hour construction course pertains to the ten-hour Outreach Course conducted in accordance with federal OSHA Training Institute standards, and, for telecommunications workers, a ten-hour training course conducted in accordance with federal OSHA standard, 29 CFR 1910.268;
- (5) The internet website for the federal OSHA Training Institute is http://www.osha.gov/fso/ote/training/edcenters/fact_sheet.html;
- (6) The statutory language leaves it to the contractor and its employees to determine who pays for the cost of the ten-hour Outreach Course;
- (7) Within 30 days of receiving a contract award, a general contractor must furnish proof to the Labor Commissioner that all employees and apprentices performing manual labor on the project will have completed such a course;
- (8) Proof of completion may be demonstrated through either: (a) the presentation of a *bona fide* student course completion card issued by the federal OSHA Training Institute; *or* (2) the presentation of documentation provided to an employee by a trainer certified by the Institute pending the actual issuance of the completion card;
- (9) Any card with an issuance date more than 5 years prior to the commencement date of the construction project shall not constitute proof of compliance;

- (10) Each employer shall affix a copy of the construction safety course completion card to the certified payroll submitted to the contracting agency in accordance with Conn. Gen. Stat. § 31-53(f) on which such employee's name first appears;
- (11) Any employee found to be in non-compliance shall be subject to removal from the worksite if such employee does not provide satisfactory proof of course completion to the Labor Commissioner by the fifteenth day after the date the employee is determined to be in noncompliance;
- (12) Any such employee who is determined to be in noncompliance may continue to work on a public building construction project for a maximum of fourteen consecutive calendar days while bringing his or her status into compliance;
- (13) The Labor Commissioner may make complaint to the prosecuting authorities regarding any employer or agent of the employer, or officer or agent of the corporation who files a false certified payroll with respect to the status of an employee who is performing manual labor on a public building construction project;
- (14) The statute provides the minimum standards required for the completion of a safety course by manual laborers on public construction contracts; any contractor can exceed these minimum requirements; and
- (15) Regulations clarifying the statute are currently in the regulatory process, and shall be posted on the CTDOL website as soon as they are adopted in final form.
- (16) Any questions regarding this statute may be directed to the Wage and Workplace Standards Division of the Connecticut Labor Department via the internet website of <http://www.ctdol.state.ct.us/wgwkstnd/wgemenu.htm>; or by telephone at (860)263-6790.

THE ABOVE INFORMATION IS PROVIDED EXCLUSIVELY AS AN EDUCATIONAL RESOURCE, AND IS NOT INTENDED AS A SUBSTITUTE FOR LEGAL INTERPRETATIONS WHICH MAY ULTIMATELY ARISE CONCERNING THE CONSTRUCTION OF THE STATUTE OR THE REGULATIONS.

Sec. 31-53b. Construction safety and health course. New miner training program. Proof of completion required for mechanics, laborers and workers on public works projects. Enforcement. Regulations. Exceptions.

(a) Each contract for a public works project entered into on or after July 1, 2009, by the state or any of its agents, or by any political subdivision of the state or any of its agents, described in subsection (g) of section 31-53, shall contain a provision requiring that each contractor furnish proof with the weekly certified payroll form for the first week each employee begins work on such project that any person performing the work of a mechanic, laborer or worker pursuant to the classifications of labor under section 31-53 on such public works project, pursuant to such contract, has completed a course of at least ten hours in duration in construction safety and health approved by the federal Occupational Safety and Health Administration or, has completed a new miner training program approved by the Federal Mine Safety and Health Administration in accordance with 30 CFR 48 or, in the case of telecommunications employees, has completed at least ten hours of training in accordance with 29 CFR 1910.268.

(b) Any person required to complete a course or program under subsection (a) of this section who has not completed the course or program shall be subject to removal from the worksite if the person does not provide documentation of having completed such course or program by the fifteenth day after the date the person is found to be in noncompliance. The Labor Commissioner or said commissioner's designee shall enforce this section.

(c) Not later than January 1, 2009, the Labor Commissioner shall adopt regulations, in accordance with the provisions of chapter 54, to implement the provisions of subsections (a) and (b) of this section. Such regulations shall require that the ten-hour construction safety and health courses required under subsection (a) of this section be conducted in accordance with federal Occupational Safety and Health Administration Training Institute standards, or in accordance with Federal Mine Safety and Health Administration Standards or in accordance with 29 CFR 1910.268, as appropriate. The Labor Commissioner shall accept as sufficient proof of compliance with the provisions of subsection (a) or (b) of this section a student course completion card issued by the federal Occupational Safety and Health Administration Training Institute, or such other proof of compliance said commissioner deems appropriate, dated no earlier than five years before the commencement date of such public works project.

(d) This section shall not apply to employees of public service companies, as defined in section 16-1, or drivers of commercial motor vehicles driving the vehicle on the public works project and delivering or picking up cargo from public works projects provided they perform no labor relating to the project other than the loading and unloading of their cargo.

(P.A. 06-175, S. 1; P.A. 08-83, S. 1.)

History: P.A. 08-83 amended Subsec. (a) by making provisions applicable to public works project contracts entered into on or after July 1, 2009, replacing provision re total cost of work with reference to Sec. 31-53(g), requiring proof in certified payroll form that new mechanic, laborer or worker has completed a 10-hour or more construction safety course and adding provision re new miner training program, amended Subsec. (b) by substituting "person" for "employee" and adding "or program", amended Subsec. (c) by adding "or in accordance with Federal Mine

Safety and Health Administration Standards" and setting new deadline of January 1, 2009, deleted former Subsec. (d) re "public building", added new Subsec. (d) re exemptions for public service company employees and delivery drivers who perform no labor other than delivery and made conforming and technical changes, effective January 1, 2009.

November 29, 2006

Notice
To All Mason Contractors and Interested Parties
Regarding Construction Pursuant to Section 31-53 of the
Connecticut General Statutes (Prevailing Wage)

The Connecticut Labor Department Wage and Workplace Standards Division is empowered to enforce the prevailing wage rates on projects covered by the above referenced statute.

Over the past few years the Division has withheld enforcement of the rate in effect for workers who operate a forklift on a prevailing wage rate project due to a potential jurisdictional dispute.

The rate listed in the schedules and in our Occupational Bulletin (see enclosed) has been as follows:

Forklift Operator:

- **Laborers (Group 4) Mason Tenders** - operates forklift solely to assist a mason to a maximum height of nine feet only.
- **Power Equipment Operator (Group 9)** - operates forklift to assist any trade and to assist a mason to a height over nine feet.

The U.S. Labor Department conducted a survey of rates in Connecticut but it has not been published and the rate in effect remains as outlined in the above Occupational Bulletin.

Since this is a classification matter and not one of jurisdiction, effective January 1, 2007 the Connecticut Labor Department will enforce the rate on each schedule in accordance with our statutory authority.

Your cooperation in filing appropriate and accurate certified payrolls is appreciated.

Statute 31-55a

Last Updated: April 22, 2010

You are here: [DOL Web Site](#) » [Wage and Workplace Standards](#) » Statute 31-55a

- Special Notice -

To All State and Political Subdivisions, Their Agents, and Contractors

Connecticut General Statute 31-55a - Annual adjustments to wage rates by contractors doing state work.

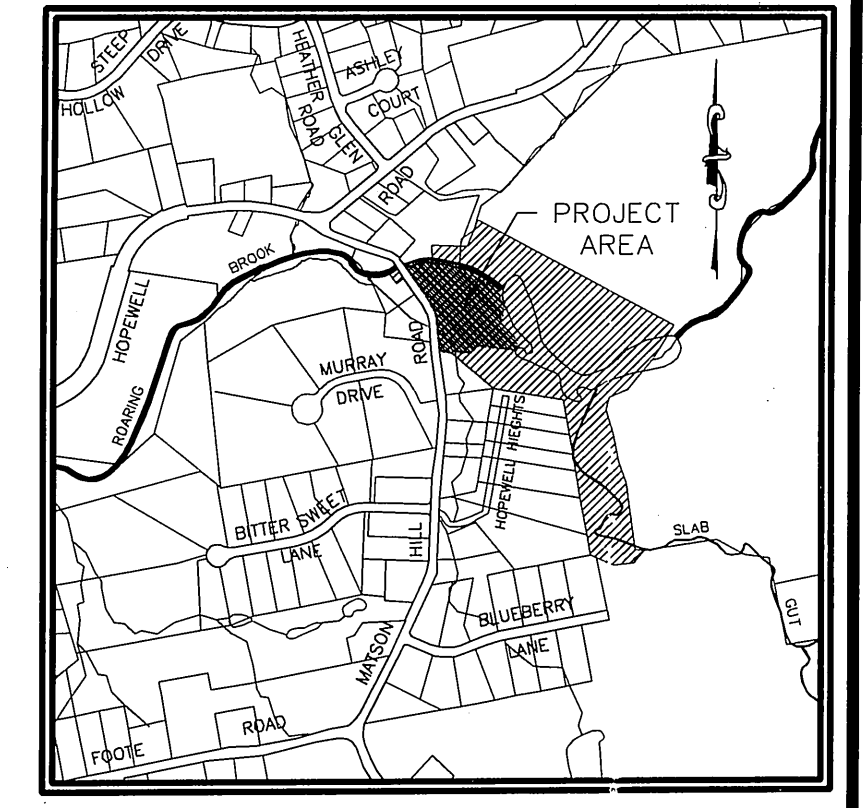
Each contractor that is awarded a contract on or after October 1, 2002, for (1) the construction of a state highway or bridge that falls under the provisions of section 31-54 of the general statutes, or (2) the construction, remodeling, refinishing, refurbishing, rehabilitation, alteration or repair of any public works project that falls under the provisions of section 31-53 of the general statutes shall contact the Labor Commissioner on or before July first of each year, for the duration of such contract, to ascertain the prevailing rate of wages on an hourly basis and the amount of payment or contributions paid or payable on behalf of each mechanic, laborer or worker employed upon the work contracted to be done, and shall make any necessary adjustments to such prevailing rate of wages and such payment or contributions paid or payable on behalf of each such employee, effective each July first.

- The prevailing wage rates applicable to any contract or subcontract awarded on or after October 1, 2002 are subject to annual adjustments each July 1st for the duration of any project which was originally advertised for bids on or after October 1, 2002.
- Each contractor affected by the above requirement shall pay the annual adjusted prevailing wage rate that is in effect each July 1st, as posted by the Department of Labor.
- It is the **contractor's** responsibility to obtain the annual adjusted prevailing wage rate increases directly from the Department of Labor's Web Site. The annual adjustments will be posted on the Department of Labor Web page: www.ctdol.state.ct.us. For those without internet access, please contact the division listed below.
- The Department of Labor will continue to issue the initial prevailing wage rate schedule to the Contracting Agency for the project. All subsequent annual adjustments will be posted on our Web Site for contractor access.

Any questions should be directed to the Contract Compliance Unit, Wage and Workplace Standards Division, Connecticut Department of Labor, 200 Folly Brook Blvd., Wethersfield, CT 06109 at (860)263-6790.

←-- [Workplace Laws](#)

Published by the Connecticut Department of Labor, Project Management Office



LOCATION PLAN
Scale: 1"=100'



CONSTRUCTION SEQUENCE:

- THE SEQUENCE OF CONSTRUCTION WILL BE AS FOLLOWS:
1. HOLD PRECONSTRUCTION MEETING WITH ENVIRONMENTAL PLANNER.
 2. INSTALL PERIMETER SEDIMENTATION CONTROLS AND SILT SACKS. INSTALL CHAINLINK CONSTRUCTION FENCE WITH WINDSCREEN ALONG TOP OF RETAINING WALL NEAR BROOK. INSTALL HIGH VISIBILITY CONSTRUCTION FENCE AROUND TREES AND OTHER ITEMS DESIGNATED FOR PROTECTION ON THE PLANS.
 3. PERFORM ASBESTOS ABATEMENT THROUGHOUT BUILDING.
 4. DEMOLISH BUILDING IN PHASES AS SHOWN ON DEMOLITION PHASING PLAN. PRESERVE GRANITE WALLS AND OTHER PORTION OF THE BUILDING AS DIRECTED BY TOWN. PRESERVE CONCRETE FLOOR SLABS IN DESIGNATED AREAS UNTIL SOIL REMEDIATION WORK IS READY TO PROCEED. INSTALL BITUMINOUS CAP AS SHOWN ON THE PLAN FOR AREAS OF IMPACTED SOIL WHERE NO FLOOR SLAB EXISTS.
 5. REGRADE AREA OF BUILDING DEMOLITION TO MATCH PROPOSED FINISHED GRADE CONTOURS. IMPORT GRAVEL FILL AS REQUIRED TO BACKFILL FOUNDATION AREAS AND ACHIEVE GRADING SHOWN.
 6. PERFORM SOIL REMEDIATION ACTIVITIES ON IMPACTED SOIL AS PER APPROVED REMEDIAL ACTION PLAN (BY TOWN)
 7. REMOVE BITUMINOUS PAVEMENT (BY TOWN).
 8. RESTORE ALL DISTURBED AREAS WITH TOPSOIL, SEED, AND MULCH (BY TOWN).

PROJECT SPECIFIC SEDIMENTATION AND EROSION CONTROL PLAN

- CONSTRUCTION ACTIVITIES OF CONCERN RELATIVE TO THE PROTECTION OF ADJACENT WETLANDS AND WATERCOURSES FROM SEDIMENTATION ARE AS FOLLOWS:
1. STOCKPILING: EXCAVATED MATERIAL SHALL NOT BE STOCKPILED ADJACENT TO WETLANDS, OR WATERCOURSES. EXCAVATED MATERIAL SHALL GENERALLY BE HAULED OFF-SITE FOR DISPOSAL, THEREFORE NO SIGNIFICANT STOCKPILING OF MATERIAL IS ANTICIPATED FOR THIS PROJECT. ANY STOCKPILING OF MATERIAL AT THE PROJECT SITE, WHEN NECESSARY, SHALL BE ONLY IN LOCATIONS APPROVED IN ADVANCE BY THE ENGINEER IN CONSULTATION WITH THE ENVIRONMENTAL PLANNER, AND SUCH STOCKPILES SHALL BE RINGED WITH A SEDIMENTATION CONTROL SYSTEM.
 2. DISTURBED AREAS: LIMITS OF DISTURBANCE SHALL BE IN STRICT ACCORDANCE WITH THE APPROVED PLAN. ALL AREAS DISTURBED BY CONSTRUCTION SHALL BE STABILIZED WITH THE FINAL SURFACE TREATMENT AS SOON AS POSSIBLE AFTER CONSTRUCTION ACTIVITIES ARE COMPLETED.
 3. SEVERE WEATHER CONTINGENCY PLAN: IN ADVANCE OF A SEVERE WEATHER EVENT, ALL EROSION CONTROLS DESCRIBED ABOVE AND ELSEWHERE ON THE PLANS SHALL BE INSPECTED AND ADJUSTED AS NECESSARY.

RESPONSIBLE PARTIES:

THE CONTRACTOR SHALL PROVIDE A REPRESENTATIVE WHO IS RESPONSIBLE FOR IMPLEMENTING THE EROSION AND SEDIMENTATION CONTROL PLAN AND FOR COORDINATING THESE ACTIVITIES WITH THE ENVIRONMENTAL PLANNER. THIS INCLUDES THE INSTALLATION AND MAINTENANCE OF ALL CONTROL AND STABILIZATION MEASURES, INFORMING ALL PARTIES ENGAGED ON THE CONSTRUCTION SITE OF THE REQUIREMENTS AND OBJECTIVES OF THE PLAN.

GENERAL EROSION CONTROL REQUIREMENTS:

THESE GUIDELINES SHALL APPLY TO ALL WORK CONSISTING OF ANY AND ALL TEMPORARY AND/OR PERMANENT MEASURES TO CONTROL WATER POLLUTION AND SOIL EROSION AS MAY BE REQUIRED, DURING THE CONSTRUCTION OF THE PROJECT.

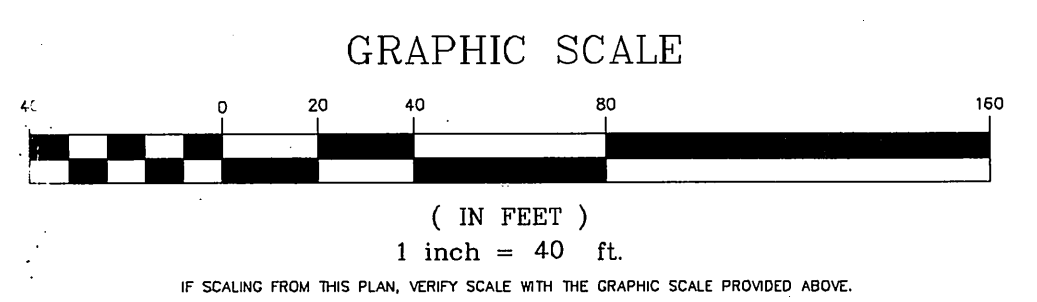
IN GENERAL, ALL ACTIVITIES SHALL PROCEED IN SUCH A MANNER SO AS NOT TO POLLUTE ANY WETLANDS, WATERCOURSE, WATERBODY AND CONDUIT CARRYING WATER, ETC. THE CONTRACTOR SHALL LIMIT, INsofar AS POSSIBLE, THE SURFACE AREA OF EARTH MATERIALS EXPOSED BY CONSTRUCTION METHODS, AND IMMEDIATELY PROVIDE PERMANENT AND TEMPORARY POLLUTION CONTROL MEASURES TO PREVENT CONTAMINATION OF ADJACENT WETLANDS, WATERCOURSES AND WATERBODIES, AND TO PREVENT, INsofar AS POSSIBLE, EROSION ON THE SITE.

CONSTRUCTION METHODS, IN GENERAL, SHALL BE IN ACCORDANCE WITH THE PROVISIONS SET FORTH IN THE "GUIDELINES FOR SOIL EROSION AND SEDIMENT CONTROL" (2002) BY THE STATE OF CONNECTICUT COUNCIL ON SOIL AND WATER CONSERVATION.


1. ALL CONTROL MEASURES SHALL BE INSTALLED AS NOTED ABOVE AND AS SHOWN ON THE PLANS.
2. ALL CONTROL MEASURES SHALL BE INSPECTED AND APPROVED BY THE ENGINEER PRIOR TO COMMENCEMENT OF ANY WORK, INCLUDING PRE-CONSTRUCTION CLEARING AND GRUBBING.
3. ALL CONTROL MEASURES SHALL BE MAINTAINED AND UPGRADED AS REQUIRED TO ACHIEVE PROPER SEDIMENT CONTROL THROUGHOUT THE CONSTRUCTION PERIOD AND UNTIL DISTURBED AREAS HAVE BEEN THOROUGHLY STABILIZED.
4. NO CONTROL MEASURES SHALL BE REMOVED WITHOUT APPROVAL FROM THE ENGINEER.
5. ADDITIONAL CONTROL MEASURES SHALL BE INSTALLED DURING THE CONSTRUCTION PERIOD IF DEMAILED NECESSARY BY THE ENGINEER.
6. THE LIMITS OF CLEARING, GRADING AND DISTURBANCE, AS SHOWN ON THE PLAN(S), SHALL BE KEPT TO A MINIMUM WITHIN THE APPROVED AREA OF CONSTRUCTION. ALL AREAS OUTSIDE THE LIMITS OF CLEARING SHALL REMAIN TOTALLY UNDISTURBED.
7. ANY CONTROL MEASURES RETAINING SEDIMENT OVER 1/2 THEIR HEIGHT SHALL HAVE THE SEDIMENT IMMEDIATELY REMOVED, AND ALL DAMAGED CONTROL MEASURES SHALL BE REMOVED AND REPLACED.
8. ALL NEW AND EXISTING CATCH BASIN LOCATED WITHIN THE PROJECT LIMITS SHALL BE PROTECTED WITH A SEDIMENTATION CONTROL SYSTEM (IN GRASSED AREAS) OR WITH A SEDIMENTATION CONTROL SACK IN PAVED AREAS UNTIL ALL DISTURBED AREAS HAVE BEEN THOROUGHLY STABILIZED.
9. SEDIMENT REMOVED FROM CONTROL MEASURES AND DRAINAGE FACILITIES SHALL BE DISPOSED OF IN A MANNER THAT IS CONSISTENT WITH STATE AND LOCAL REGULATIONS.
10. THE PLANTING SEASONS FOR THE SPECIFIED SEED MIXTURE SHALL BE AS DEFINED IN THE 2002 CONNECTICUT GUIDELINES FOR SOIL EROSION AND SEDIMENT CONTROL, UNLESS DIRECTED OTHERWISE BY THE TOWN ENVIRONMENTAL PLANNER. OUTSIDE OF THESE SPECIFIED DATES, AREAS WILL BE STABILIZED WITH HAYBALE CHECK DAMS, FILTER FABRIC, OR WOODCHIP MULCH AS REQUIRED TO CONTROL EROSION.

CONSTRUCTION NOTES:



1. AREAS OF IMPACTED SOIL SHOWN ON THE PLAN SHALL BE REMEDIATED BY THE TOWN AS PER THE REMEDIAL ACTION PLAN APPROVED BY THE DEPARTMENT OF ENVIRONMENTAL PROTECTION. AREAS SHOWN ARE FROM FIGURE 3 "SITE PLAN SHOWING SAMPLING LOCATIONS AND DETECTED COMPOUNDS" FROM THE PHASE III ESA PREPARED BY TRITON ENVIRONMENTAL, INC. DATE 3/9/2010 SCALE 1" = 20'
2. WINDSCREEN FOR CHAINLINK CONSTRUCTION FENCE SHALL BE CONSTRUCTED OF KNITTED HIGH DENSITY POLYETHYLENE FABRIC SUCH AS "ELITE KNIT" AS MANUFACTURED BY CI FABRICS OF 2325 MARCONI COURT, SANDIEGO CA, 92154-7241 OR APPROVED EQUAL. WINDSCREEN SHALL BE SECURELY FASTENED TO CHAIN LINK FENCE AT BOTH THE TOP AND BOTTOM OF THE FENCE.
3. ALL PIPED CONNECTIONS FROM THE EXISTING BUILDING TO THE ROARING BROOK THAT EXTEND THROUGH THE RETAINING WALL ON THE NORTH SIDE OF THE PROPERTY SHALL BE PROPERLY CAPPED AND PLUGGED DURING THE COURSE OF THE DEMOLITION WORK FROM THE BUILDING FOUNDATION SIDE. THE PIPES SHOWN EXTENDING THROUGH THE WALL PROVIDE AN INDICATION OF THE LEVEL OF EFFORT INVOLVED, HOWEVER NOT ALL PIPES EXTENDING THROUGH THE WALL WERE LOCATED AS PART OF THE FIELD SURVEY.



REVISIONS		
NO.	DESCRIPTION	DATE
2.	ISSUED FOR CONSTRUCTION	6/14/2011
1.	ISSUED FOR PERMITTING	5/12/2011



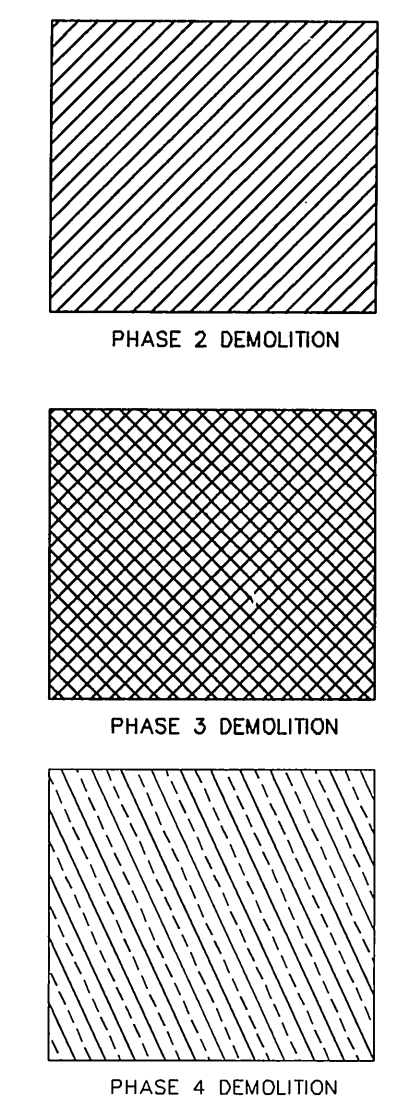
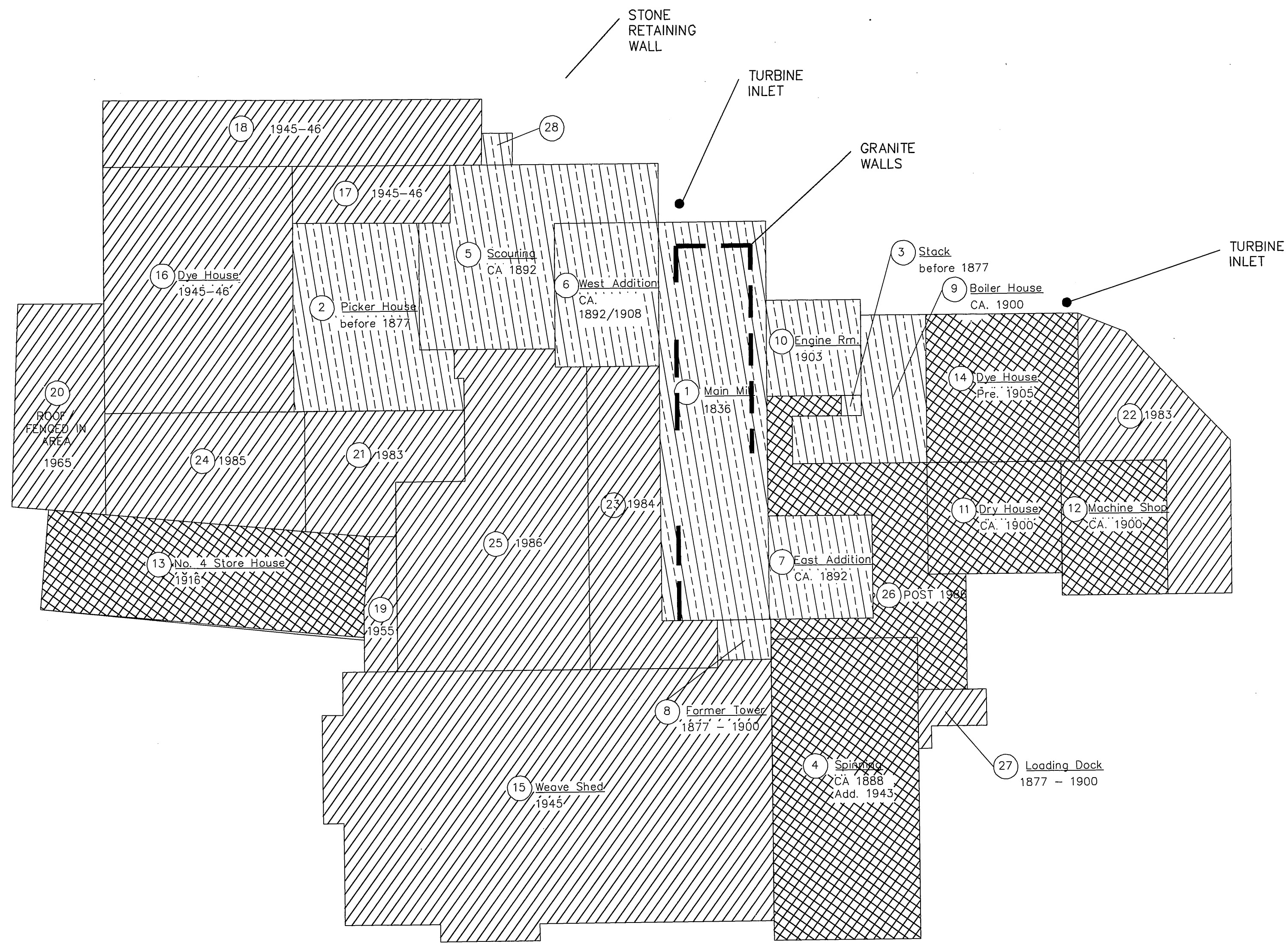
SCALE: AS SHOWN	DATE:
DRAWN BY: C.F.S.	5/2/2011
CHECKED BY: S.M.B.	5/12/2011
APPROVED BY: D.A.P.	5/12/2011
ST. FILE:	



DEMOLITION AND SOIL REMEDIATION PLAN
for the
SLOCOMB COMPLEX
OWNED by the
TOWN OF GLASTONBURY
located at
68 MATSON HILL ROAD
GLASTONBURY, CONNECTICUT

SHEET NO.
1
OF 2

FILE:H:\DWG\Streets\Watson Hill_Rd\DWG-0703_Slocomb_Property\Slcomb2011.dwg USER:Charles_Stehliker DATE: 6/24/2011



NOTES:
 1. PHASE 1 ASBESTOS ABATEMENT AND PHASE 5 SITE RESTORATION COVER THE ENTIRE PROJECT AREA AND ARE THEREFORE NOT DEPICTED.
 2. SEE SPECIFICATIONS SECTION 01 10 00 FOR COMPLETE DESCRIPTION OF PHASED CONSTRUCTION.

BUILDING DEMOLITION PHASING PLAN
 NOT TO SCALE

Town of Glastonbury
 2155 MAIN STREET • P.O. BOX 6923 • GLASTONBURY, CONNECTICUT 06033-6923

June 2, 2011
 CONSERVATION COMMISSION AND INLAND WETLANDS & WATERCOURSES AGENCY
 Daniel A. Pennington, Town Engineer
 Town of Glastonbury
 2155 Main Street
 Glastonbury, Connecticut 06033

RECEIVED
 JUN 02 2011
 GLASTONBURY ENGINEERING

Re: Application of the Town of Glastonbury for an inland wetlands and watercourses permit to demolish building structures and perform soils remediation activities at the former JT Slocomb facility at 44 & 68 Matson Hill Road - Daniel A. Pennington, Town Engineer - Triton Environmental, Inc., consultant

Dear Dan:
 At its Regular Meeting of May 26, 2011, the Conservation Commission/Inland Wetlands & Watercourses Agency approved an Inland Wetlands and Watercourses Permit, in accordance with the plans and conditions cited in the attached motion.

Please read the conditions of approval carefully and comply with them. Some of the conditions may require interesting with the Environmental Planner (e.g. inspection of soil erosion and sediment control), it will be your responsibility to schedule such interactions. Any questions you may have about the stated conditions can be directed to the Office of Community Development at (860) 652-7511.

This Permit:
 - requires that the approved regulated activities be completed within one (1) year from commencement of said activities;
 - is valid for five (5) years and thus expires on May 26, 2016; and
 - may not be transferred unless authorized by the Inland Wetlands & Watercourses Agency

This Permit may be revoked if you exceed the conditions or limitations of this Permit or have secured this Permit through inaccurate information.

Once again should you have any questions, please do not hesitate to contact this office.

Sincerely,

 Tom Meeko
 Environmental Planner

TJN:gn
 Attachment

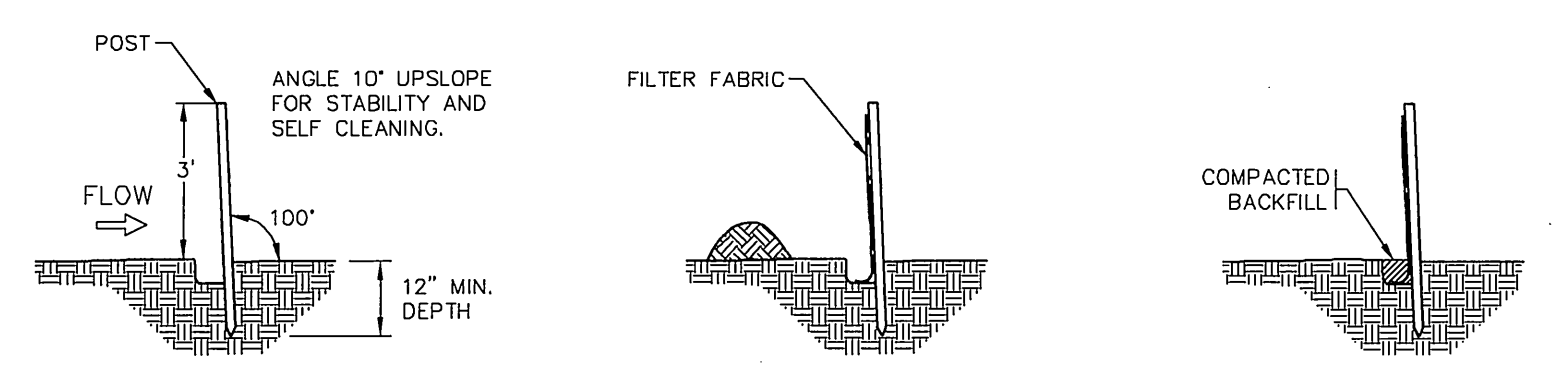
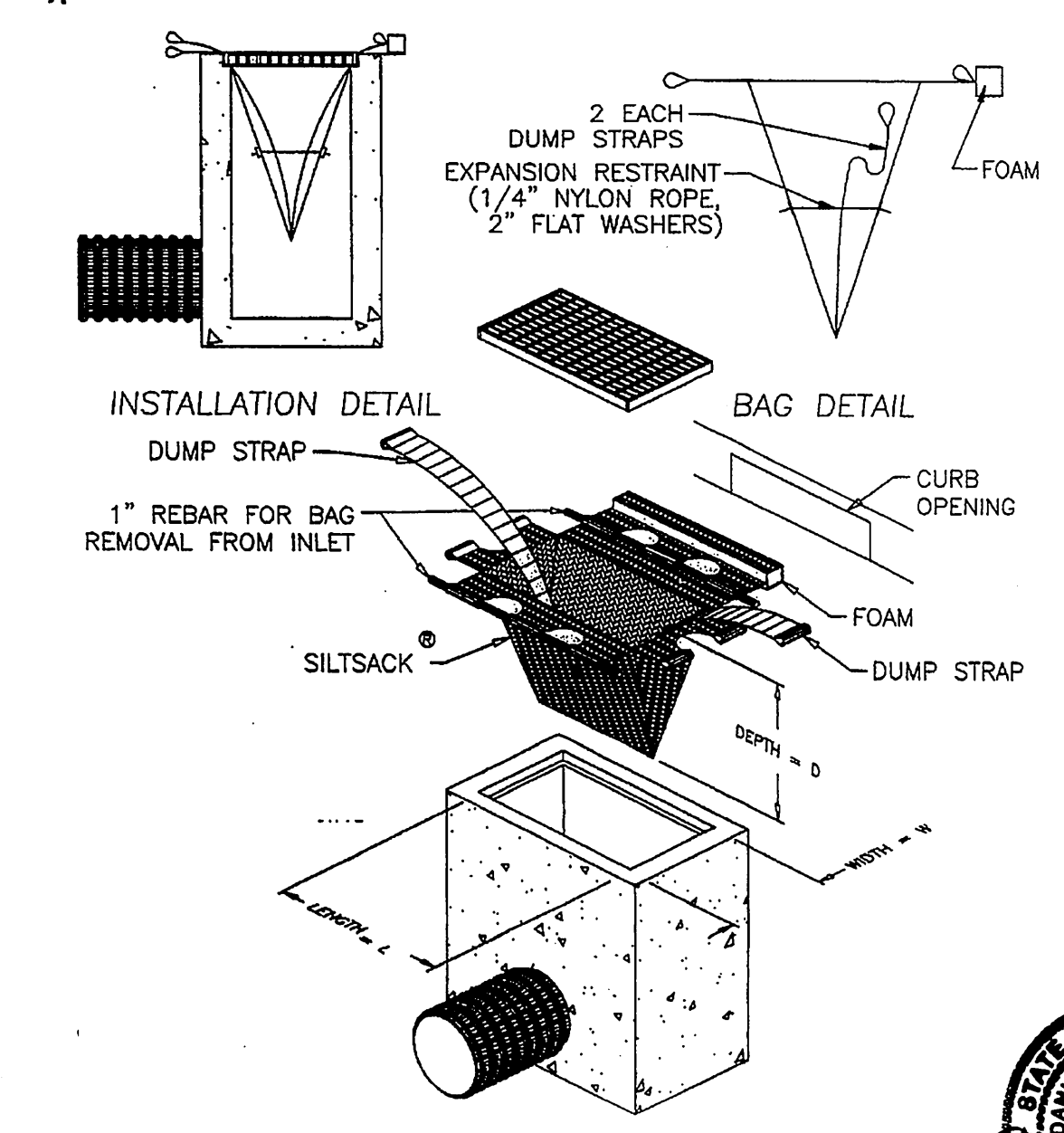
APPROVED WETLANDS PERMIT MOTION

MOVED, that the Inland Wetlands and Watercourses Agency issues an inland wetlands and watercourses permit to the Town of Glastonbury for the demolition of buildings and remediation of soils within the upland review areas at the former JT Slocomb facility located at 44 & 68 Matson Hill Road, in accordance with the application material on file in the Office of Community Development, and in compliance with the following conditions:

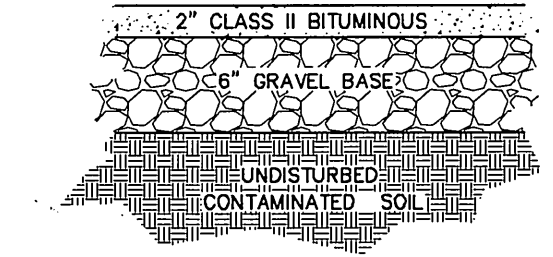
- Installation of the debris barriers and the soil erosion and sedimentation control and stabilization measures shall be the Permittee's responsibility. Once installed these measures shall then be inspected by the Environmental Planner prior to land disturbance activities. Afterwards it then shall be the Permittee's responsibility to inspect these control measures during, and immediately following, substantial storm events and maintain and/or replace the control measures, when needed, on a regular basis until the site is vegetatively stabilized. Hay bales shall be replaced every 60 days. The Environmental Planner is hereby authorized to require additional soil erosion and sediment controls and stabilization measures to address situations that arise on the site.
- Periodic inspections of the brook shall be conducted for the presence of building debris in the brook. Any such debris shall be removed upon detection. Enhancements to the debris barriers shall be implemented to the satisfaction of the Environmental Planner if debris continues to enter the brook.
- Metal waste containers shall be provided at the site to facilitate the collection of refuse material generated from construction activities. Such material shall not be buried or burned at the site.
- Once disturbed land areas have been topsoiled, then lime and fertilizer amendments shall be made, and the seed mix selection and application rates all developed in consultation with the Environmental Planner.
- Shade trees, with their species selection and caliper sizes determined under consultation with the Environmental Planner, shall be planted at the top of the wall along the southern edge of Roaring Brook at 40-foot intervals.
- The Permittee shall be fully responsible for damages caused by all activities undertaken pursuant to this permit that may have a detrimental effect on wetlands and/or watercourses, and all such activities that cause erosion and sedimentation problems.

The bases for this decision are that:
 a. All proposed regulated activities are limited to within the upland review areas;
 b. The proposed mitigation measures within the application should prevent or drastically minimize any direct adverse impact upon the wetlands and watercourses;
 c. The proposed remediation of soils should serve to protect and conserve the immediately adjacent Roaring Brook and its downstream resources in the long-term as opposed to a "do nothing" approach; and
 d. Removing the existing buildings and pavement restoration of the disturbed land areas facilitates the soils remediation, reduces impervious surfaces and enhances the wildlife habitat.


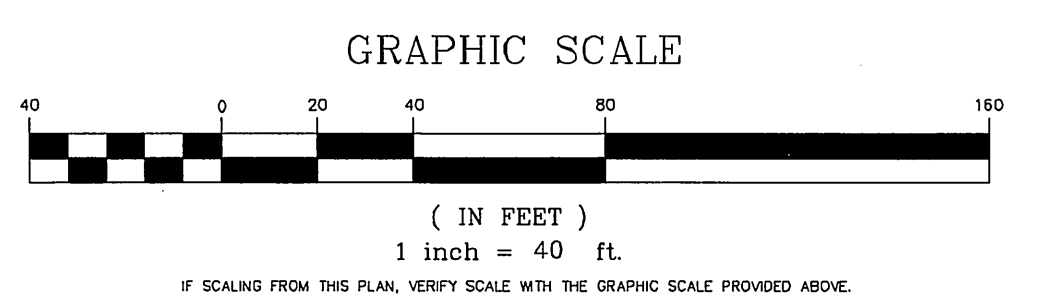
Typical Siltsack® Construction




SILT FENCE INSTALLATION DETAIL
 NOT TO SCALE





BITUMINOUS CAP DETAIL
 NOT TO SCALE



NO.	DESCRIPTION	DATE
2.	ISSUED FOR CONSTRUCTION	6/14/2011
1.	ISSUED FOR PERMITTING	5/12/2011



SCALE: AS SHOWN
 DRAWN BY: C.F.S. 5/2/2011
 CHECKED BY: S.M.B. 5/12/2011
 APPROVED BY: D.A.P. 5/12/2011
 ST. FILE:
MANUAL REVISIONS TO THIS DOCUMENT ARE PROHIBITED. ALL REVISIONS MUST BE PERFORMED IN CAD FILE SHOWN IN THE LEFT MARGIN. IF THERE ARE ANY DISCREPANCIES OR QUESTIONS, CONTACT THE TOWN OF GLASTONBURY, ENGINEERING OFFICE AT (860) 652-7735.



DEMOLITION AND SOIL REMEDIATION PLAN
 for the
SLOCOMB COMPLEX
 OWNED by the
TOWN OF GLASTONBURY
 located at
68 MATSON HILL ROAD
GLASTONBURY, CONNECTICUT

SHEET NO.
2
 OF 2