



Town of Glastonbury

Health Department

Memo

June 28, 2022

To: Richard J. Johnson
Town Manager

Fr: Wendy S. Mis *WSM*
Director of Health

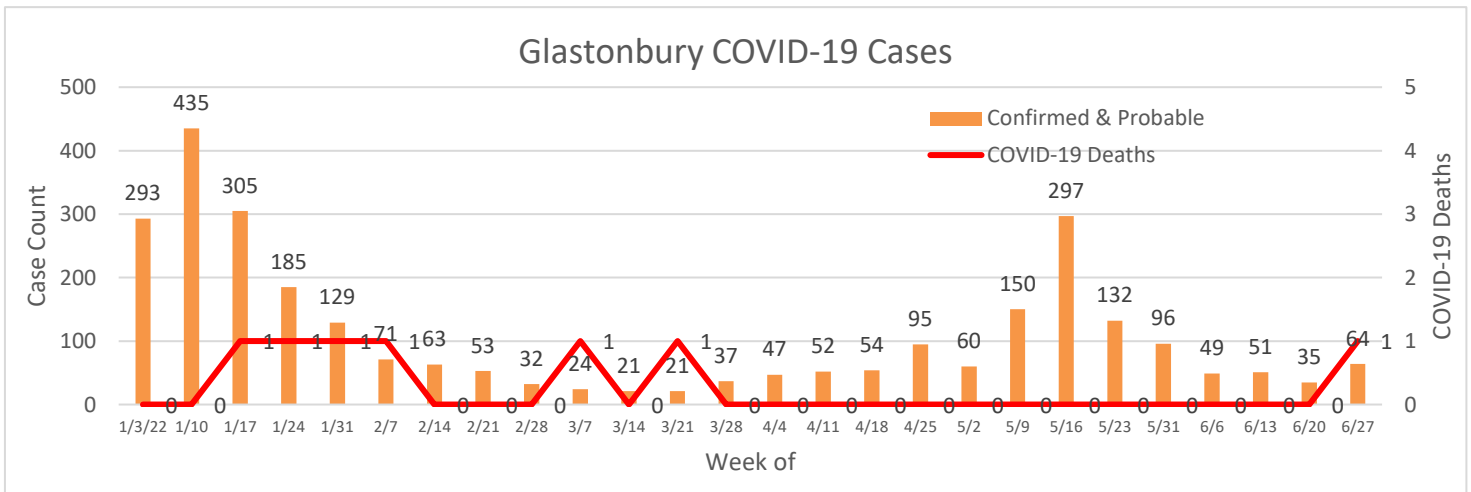
Re: COVID-19 update

This COVID-19 update uses publicly available data available from CT Department of Public Health. This report includes data from January 3, 2022 to June 27, 2022, and is not directly comparable to reports dated January 20, 2022 or earlier. The graph below shows a weekly count of residents with confirmed and probable cases and COVID-19 associated deaths. COVID-19 deaths are depicted on a secondary Y axis with a separate (right hand) scale.

Numbers in (parentheses) indicate change from the previous week.

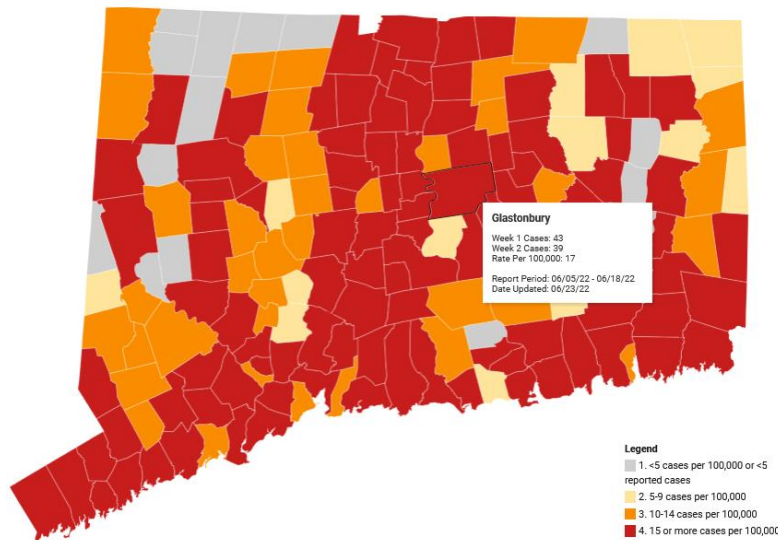
As per CT Department of Public Health (CT DPH) data collected 6/29/2022:

- A total of 126,476 tests for COVID-19 have been administered to Glastonbury residents for this report week. CT DPH data conducted a data correction for last week’s testing numbers, resulting in an increase for this week of +439 tests over last week.
- Of the 126,476 tests conducted, 6,182 are laboratory confirmed positive and probable cases of COVID-19. (+64)
- One additional death was recorded this period; the loss of Glastonbury residents rises to 119. (+1)



CT DPH's COVID-19 Town Alert System map, updated weekly, shows positive cases per 100,000 population using a 14 day average. Using a color coded system of grey (<5 cases), yellow (5 – 9 cases), orange (10 – 14 cases), and red (15 or more cases), viewers can understand at a glance the occurrence of cases statewide. Only cases among persons living in community settings are included in this map; the map does not include cases among people who reside in nursing home, assisted living, or correctional facilities.

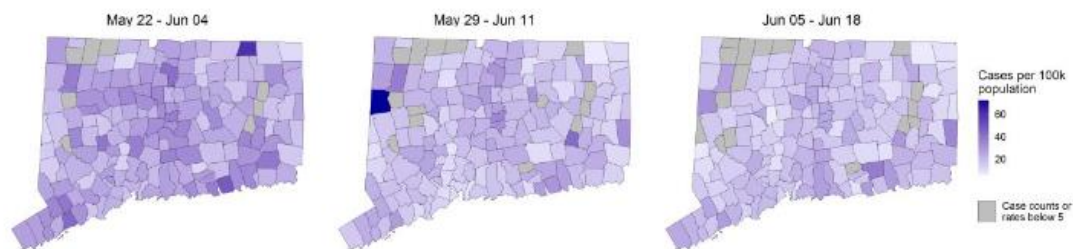
Average Daily Rate of COVID-19 Cases Among Persons Living in Community Settings per 100,000 Population By Town



- Glastonbury is currently shown in red at 17.0 reported cases per 100,000 (-2.3).
- The most recently updated map, dated June 23, shows 98 (-11) cities and towns have 15 or more cases per 100,000 population.

This map shows the average daily rate of new cases of COVID-19 by town during the past two weeks. Only cases among persons living in community settings are included in this map; the map does not include cases among people who reside in nursing home, assisted living, or correctional facilities.
Map: Ver 5.18.2021 • Source: CT Department of Public Health • Embed • Download Image • Created with Datawrapper

The graphic below shows the average number of new cases per 100,000 population per day. Darker colors indicate towns with higher rates. Towns in grey have fewer than 5 cases per 100,000 population per day. New cases in nursing homes, assisted living or correctional facilities are not included.



Glastonbury vaccination status:

The percent of vaccinated and boosted Glastonbury residents increases weekly. State data from 6/22/22 (below) shows the percent of all fully vaccinated Glastonbury residents who are eligible for vaccination (aged 5 and over) is 86%. The percent of residents, including 5 – 11 year olds, who have received an additional dose of vaccine is greater than 55%. *NOTE: Children age 5 through 11 years become eligible to receive a booster vaccination in May 2022.*

Age group (yrs)	Percent fully vaccinated*	Percent additional dose received
5 - 11	58.36	5.6
12 - 17	84.07	48.7
18 - 24	100	65.49
25 - 44	89.55	58.19
45 - 64	84.48	65.95
65+	100	90.72
Average of Glastonbury residents with full vaccination and additional doses received.	86.08	55.78

*Fully vaccinated is 2 weeks after the last shot in the vaccination series

COVID-19 vaccines for 6 months and older

Vaccination for children 6 months and older has been approved. Two vaccine options are available: Pfizer-BioNTech and Moderna. Each vaccine has specific age ranges and vaccination schedules. Please go to this [CDC page](#) for more information. ***Pediatric vaccination for children 6 months and older will be available on several dates during the summer via the Griffin Hospital Yellow Van. Watch Glastonbury social media accounts for more information, or contact Christine.Gacek@Glastonburyct.gov.***

COVID-19 Testing locations

2-1-1 of Connecticut has an online site to search for COVID-19 testing. Users may refine their search by zip code, type of test and key demographics of individual to be tested.

http://www.211ct.org/search?page=1&location=06033&taxonomy_code=11048&service_area=glastonbury

COVID-19 at-home test kits

Every home in the U.S. is eligible to order four (4) free at-home COVID-19 test kits (for a total of 8 rapid antigen tests). The tests are completely free. Orders will usually ship in 7-12 days. Tests can be ordered at <https://www.covidtests.gov/>

COVID-19 vaccination and booster clinics

People seeking COVID-19 vaccination or booster shots can go to www.vaccines.gov and enter the zip code of the area they are searching.

Data from DPH is considered preliminary. Test results may be reported several days after the result. Data are incomplete for the most recent days. Data from previous dates are routinely updated. In an ongoing process of data assessment, DPH continues to modify how certain disease-positive lab results are considered, changing some previous counts. Probable cases of COVID-19 include persons with positive antigen results. Positive cases include molecular and antigen tests. Prior to June 1, 2020, probable and confirmed cases were reported together.¹

<https://portal.ct.gov/Coronavirus/COVID-19-Data-Tracker>

2155 MAIN ST • P.O. BOX 6523 • GLASTONBURY, CONNECTICUT 06033-6523 • PHONE (860) 652-7534 • FAX (860) 652-7533
www.glastonbury-ct.gov