



Town of Glastonbury

Health Department

Memo

March 16, 2021

To: Richard J. Johnson
Town Manager

Fr: Wendy S. Mis *WSM*
Director of Health

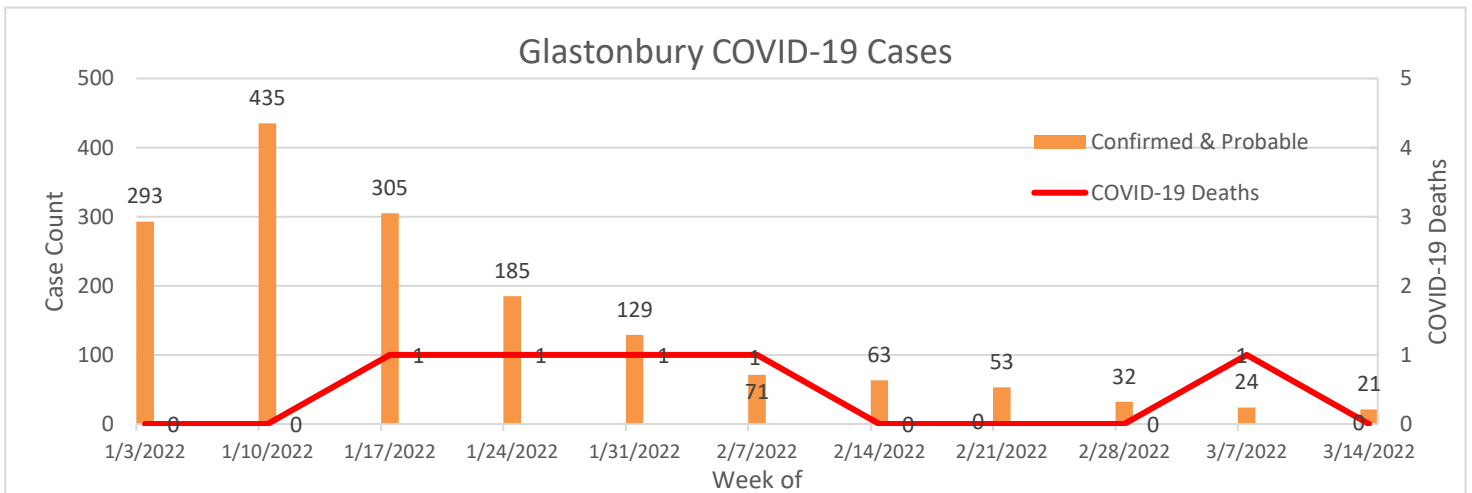
Re: COVID-19 update

This COVID-19 update uses the publicly available data available from CT Department of Public Health. Case data is collected each Monday, and vaccination and map data is reported from their most recent posting date. This report includes data from January 3, 2022 to March 14, 2022, and is not directly comparable to reports dated January 20, 2022 or earlier. The graph below shows a weekly count of residents with confirmed and probable cases and COVID-19 associated deaths. COVID-19 deaths are depicted on a secondary Y axis with a separate (right hand) scale. Future reports will show data in approximate one-month timeframes.

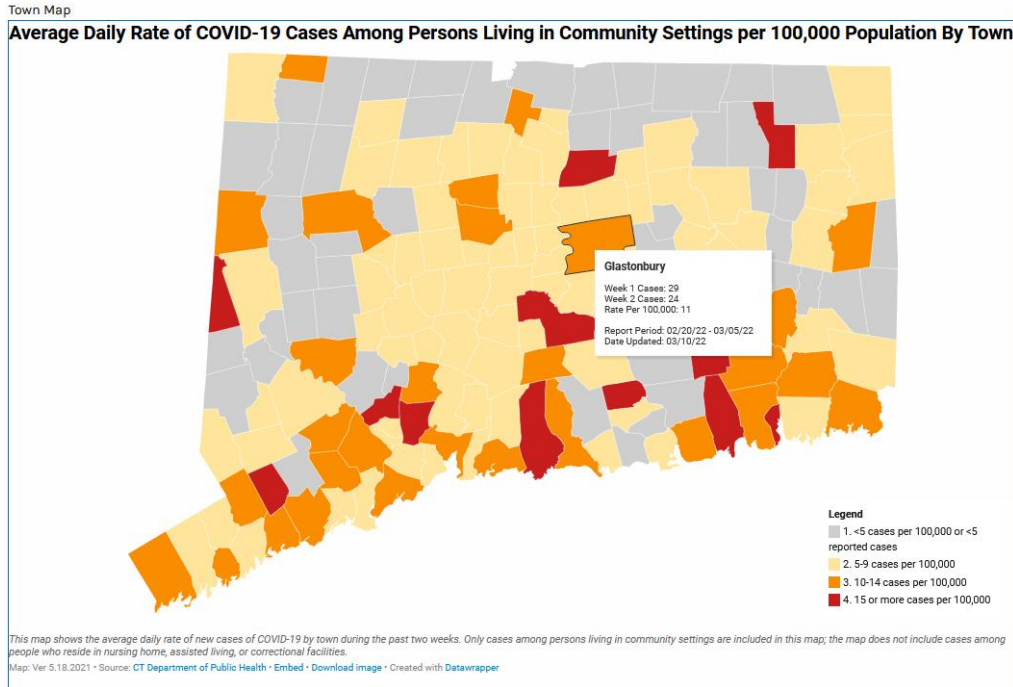
Numbers in (parentheses) indicate change from the previous week.

As per CT Department of Public Health (CT DPH) data collected 3/14/2022:

- A total of 115,318 tests for COVID-19 have been administered to Glastonbury residents. (+672)
- Of the 115,318 tests conducted, 4,942 are laboratory confirmed positive and probable cases of COVID-19. (+21)
- No deaths were recorded this period. The loss of Glastonbury residents remains at 117. (+0)

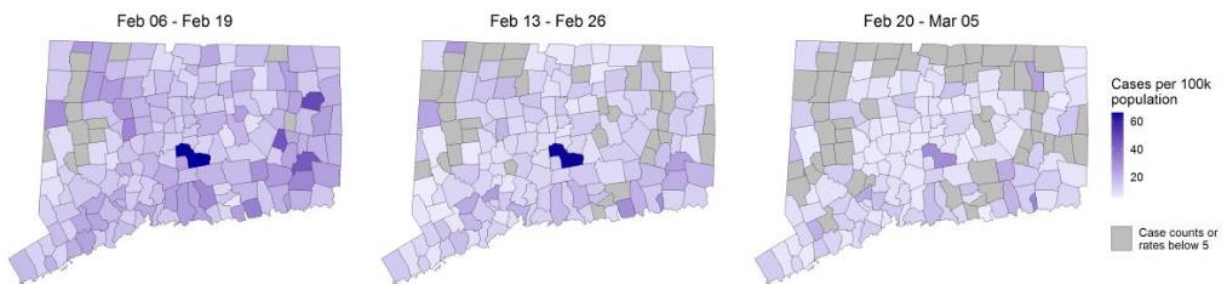


CT DPH’s COVID-19 Town Alert System map, updated weekly, shows positive cases per 100,000 population using a 14-day average. Using a color coded system of grey (<5 cases), yellow (5 – 9 cases), orange (10 – 14 cases), and red (15 or more cases), viewers can understand at a glance the occurrence of cases statewide. Only cases among persons living in community settings are included in this map; the map does not include cases among people who reside in nursing home, assisted living, or correctional facilities.



- Glastonbury is currently shown in orange at 11.0 reported cases per 100,000 (-2.1).
- The most recently updated map, dated March 3, shows 12 (-11) cities and towns have 15 or more cases per 100,000 population.

The graphic below shows the average number of new cases per 100,000 population per day. Darker colors indicate towns with higher rates. Towns in grey have fewer than 5 cases per 100,000 population per day. New cases in nursing homes, assisted living or correctional facilities are not included.



Glastonbury vaccination status:

The percent of vaccinated and boosted Glastonbury residents continues to increase. State data from 3/9/22 (below) shows the percent of all fully vaccinated Glastonbury residents who are eligible for vaccination (aged 5 and over) is 85.69%. The percent of residents who have received an additional dose of vaccine is just over 62%. ∇NOTE: A third primary series dose is recommended for children age 5 through 11 years who have certain medical conditions or take medicines that weaken the immune system. There is no approved “booster” for this age group.

Age group (yrs)	Percent fully vaccinated*	Percent additional dose received
5 - 11	54.74	0.53
12 - 17	83.5	42.43
18 - 24	100	61.08
25 - 44	91.97	57.36
45 - 64	83.94	63.11
65+	100	87.93
Average of Glastonbury residents with full vaccination (5 years of age and over) and additional doses received (12 years and over).	85.69	62.38 ∇

*Fully vaccinated is 2 weeks after the last shot in the vaccination series

∇ The additional dose data for 5 – 11 year olds is not included in the average of Glastonbury residents who have received their additional or booster dose.

COVID-19 Testing locations

2-1-1 of Connecticut has an online site to search for COVID-19 testing. Users may refine their search by zip code, type of test and key demographics of individual to be tested.

http://www.211ct.org/search?page=1&location=06033&taxonomy_code=11048&service_area=glastonbury

COVID-19 at-home test kits

Every home in the U.S. is eligible to order four (4) free at-home COVID-19 tests. The tests are completely free. Orders will usually ship in 7-12 days. Tests can be ordered at <https://www.covidtests.gov/>

COVID-19 vaccination and booster clinics

People seeking COVID-19 vaccination or booster shots can go to www.vaccines.gov and enter the zip code of the area they are searching. If a convenient appointment date is not available, increasing the geographic area of the search may identify earlier appointments.

Data from DPH is considered preliminary. Test results may be reported several days after the result. Data are incomplete for the most recent days. Data from previous dates are routinely updated. In an ongoing process of data assessment, DPH continues to modify how certain disease-positive lab results are considered, changing some previous counts. Probable cases of COVID-19 include persons with positive antigen results. Positive cases include molecular and antigen tests. Prior to June 1, 2020, probable and confirmed cases were reported together.¹

<https://portal.ct.gov/Coronavirus/COVID-19-Data-Tracker>

2155 MAIN ST • P.O. BOX 6523 • GLASTONBURY, CONNECTICUT 06033-6523 • PHONE (860) 652-7534 • FAX (860) 652-7533
www.glastonbury-ct.gov