



Town of Glastonbury

Health Department

Memo

December 14, 2021

To: Richard J. Johnson
Town Manager

Fr: Wendy S. Mis *WSM*
Director of Health

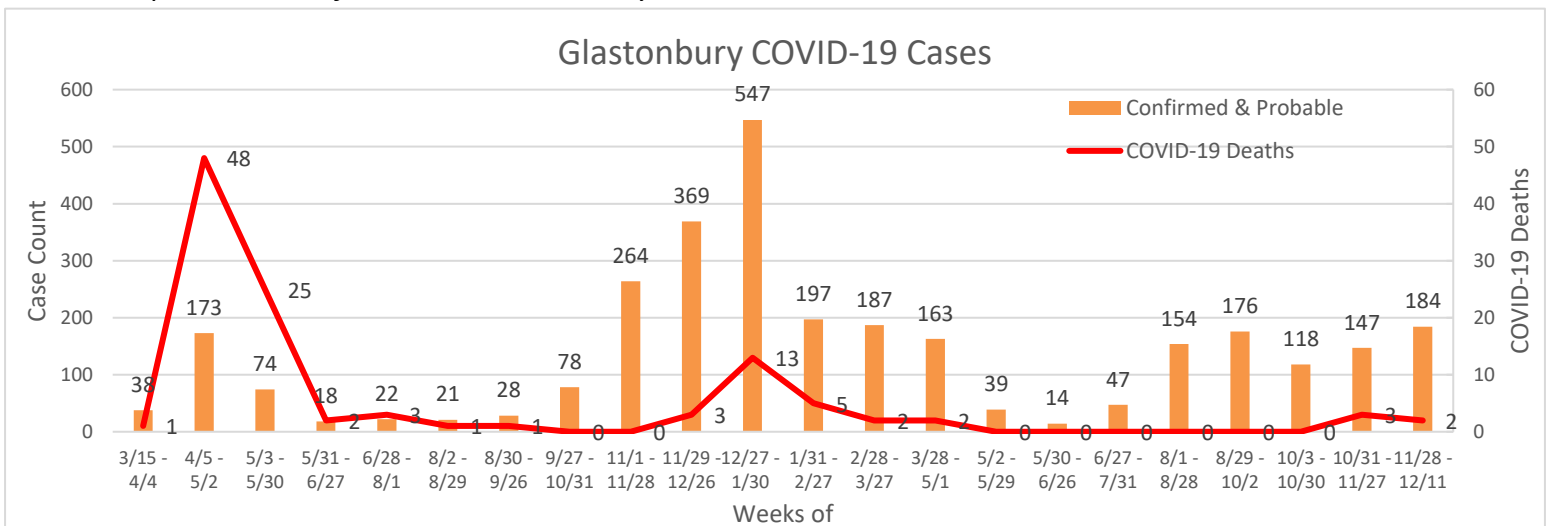
Re: COVID-19 update

Numbers in (parentheses) indicate change from previous week.

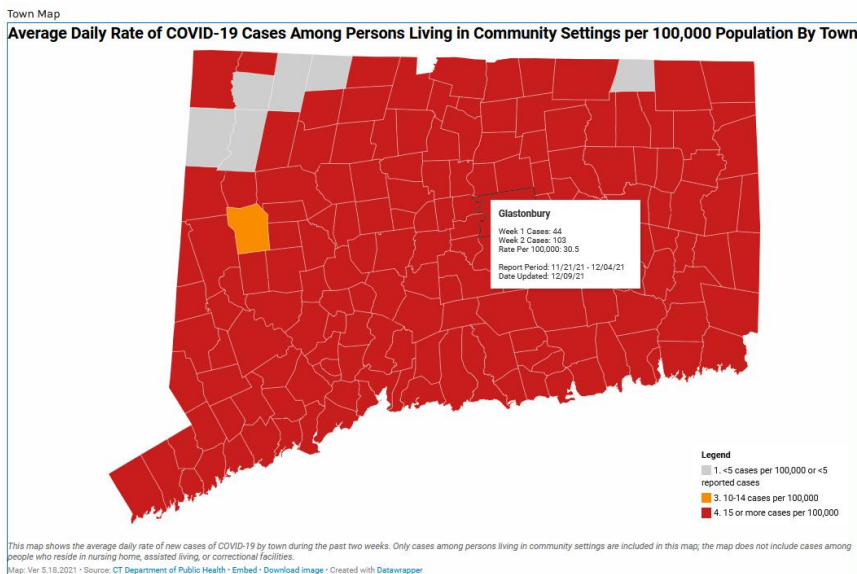
As per CT Department of Public Health (CT DPH) lab testing data available 12/11/21:

- 29,430 residents have been tested for COVID-19 (+541)
- Of the 29,430 residents tested, 3,058 (+128) have laboratory confirmed positive and probable cases of COVID-19
- By gender, a total of 1,588 female (+78) and 1,470 male (+50) positive cases have been reported.
- COVID-19 associated deaths are recorded using information from the Office of the Chief Medical Examiner. Two resident deaths were recorded this week, increasing the loss of Glastonbury residents to 111 people (+2).

The graph below shows a count of residents with confirmed positive and probable cases and COVID-19 associated deaths in approximate one-month timeframes beginning in March 2020. *Notes: COVID-19 deaths are depicted on a secondary Y axis with a separate (right hand) scale. The last column represents data from 11/28 – 12/11 only.*

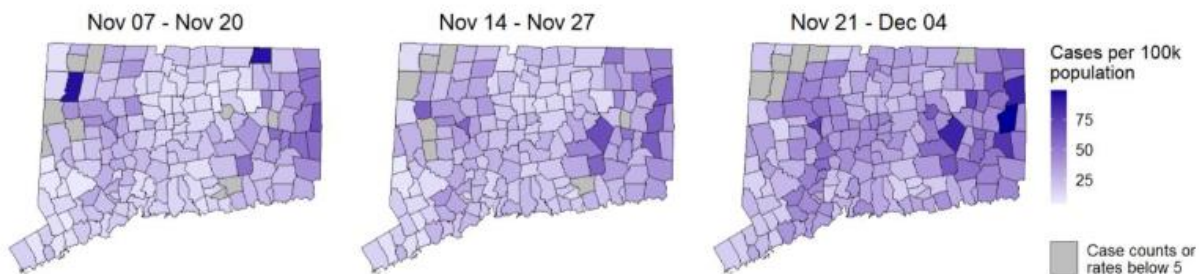


CT DPH's COVID-19 Town Alert System map, updated weekly, shows positive cases per 100,000 population using a 14 day average. Using a color coded system of grey (<5 cases), yellow (5 – 9 cases), orange (10 – 14 cases), and red (15 or more cases), viewers can understand at a glance the occurrence of cases statewide. Only cases among persons living in community settings are included in this map; the map does not include cases among people who reside in nursing home, assisted living, or correctional facilities.

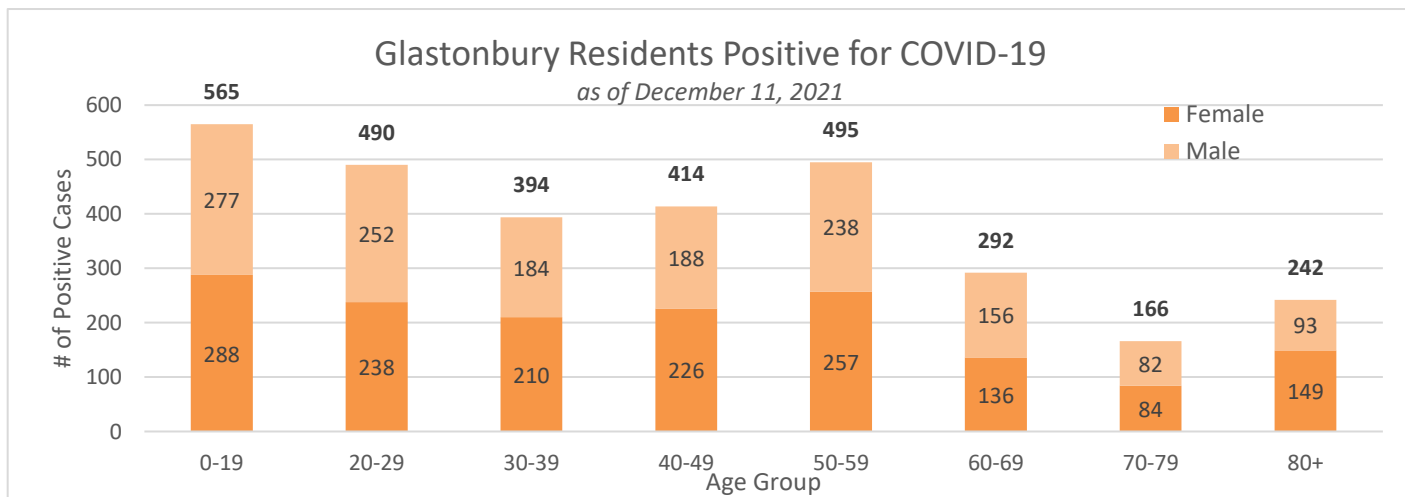


- Glastonbury is currently shown in red at 30.5 reported cases per 100,000 (+15).
- The most recently updated map, dated December 9, shows 162 (+27) cities and towns have 15 or more cases per 100,000 population.

The graphic below shows the average number of new cases per 100,000 population per day. Darker colors indicate towns with higher rates. Towns in grey have fewer than than 5 cases per 100,000 population per day. New cases in nursing homes, assisted living or correctional facilities are not included.



The cumulative number of Glastonbury cases by age group and gender is shown in the chart below.



Glastonbury vaccination status:

The percent of partially and fully vaccinated Glastonbury residents increases weekly. Data from 12/9/21 (below) shows the percent of all fully vaccinated Glastonbury residents who are eligible for vaccination (aged 5 and over) is 77.03%.

Age group (yrs)	Percent fully vaccinated*
5 - 11	21.12
12 - 17	78.53
18 - 24	93.41
25 - 44	87.55
45 - 64	81.55
65+	100
Average of fully vaccinated Glastonbury residents (5 years of age and over)	77.03

*Fully vaccinated is 2 weeks after the last shot in the vaccination series

COVID-19 vaccination and booster clinics

The Town of Glastonbury will hold two COVID-19 vaccination clinics in January for those ages 18 years and over, to provide first and second dose vaccination and booster doses. Both clinics will be held at the Riverfront Community Center, 300 Welles Street, Glastonbury and appointments are required. Individuals needing transportation should connect with Dial-a Ride at 860-652-7643 after they schedule their clinic appointment, but no later than 11am the day prior to vaccination appointment.

Please note: Attendees will be required to provide their CDC vaccine records of receiving previous doses. Masks or face coverings are required at both clinics.

Tuesday, January 4 from 1:30 – 5:30pm

The clinic will be held on Tuesday, January 4, from 1:30 - 5:30 pm at the Riverfront Community Center. The vaccinating partner for this event is Hartford Healthcare.

Appointments

Appointments are required for this clinic, and the link to make an appointment differs based on the type of vaccine you are receiving (Pfizer or Moderna). Please click on the links below to schedule your appointment.

Pfizer Dose 2 & 3:

<https://opensched.mychartplus.org/opensched/SignupAndSchedule/EmbeddedSchedule?id=1179160&dept=101141206&vt=5990>

Moderna Dose 2 & 3:

<https://opensched.mychartplus.org/opensched/SignupAndSchedule/EmbeddedSchedule?id=1179161&dept=101141206&vt=5990>

Wednesday, January 5 from 1:30 – 5:30pm

The clinic will be held on Wednesday, January 5, from 1:30 - 5:30 pm at the Riverfront Community Center. The vaccinating partner for this event is Hartford Healthcare.

Appointments

Appointments are required for this clinic, and the link to make an appointment differs based on the type of vaccine you are receiving (Pfizer or Moderna). Please click on the links below to schedule your appointment.

Pfizer Dose 2 & 3:

<https://opensched.mychartplus.org/opensched/SignupAndSchedule/EmbeddedSchedule?id=1179160&dept=101141206&vt=5990>

Moderna Dose 2 & 3:

<https://opensched.mychartplus.org/opensched/SignupAndSchedule/EmbeddedSchedule?id=1179161&dept=101141206&vt=5990>

If you have any questions, please call the Glastonbury Health Department at (860) 652-7534.

People unable to attend either of these clinics but looking for COVID-19 vaccination or booster shots can go to www.vaccines.gov and enter the zip code of the area they are searching. There may be a delay to get an appointment due to current demand for vaccination. Increasing the geographic area of the search may identify earlier appointments.

COVID-19 Testing locations

A list of local testing locations is available on the town website at

<https://www.glastonburyct.gov/home/showdocument?id=36409&t=637745537697841741>.

Data from DPH is considered preliminary. Test results may be reported several days after the result. Data are incomplete for the most recent days. Data from previous dates are routinely updated. In an ongoing process of data assessment, DPH continues to modify how certain disease-positive lab results are considered, changing some previous counts. Probable cases of COVID-19 include persons with positive antigen results. Positive cases include molecular and antigen tests. Prior to June 1, 2020, probable and confirmed cases were reported together.¹

<https://portal.ct.gov/Coronavirus/COVID-19-Data-Tracker>

2155 MAIN ST • P.O. BOX 6523 • GLASTONBURY, CONNECTICUT 06033-6523 • PHONE (860) 652-7534 • FAX (860) 652-7533
www.glastonbury-ct.gov