



Town of Glastonbury

Health Department

Memo

November 22, 2021

To: Richard J. Johnson
Town Manager

Fr: Wendy S. Mis *WSM*
Director of Health

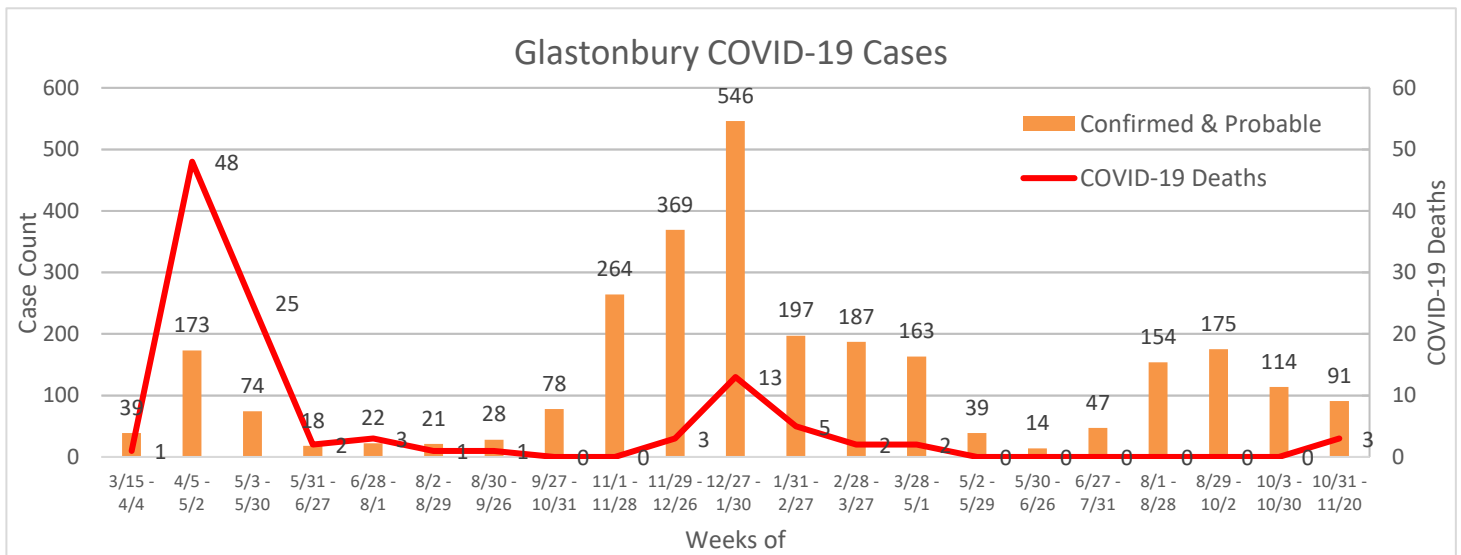
Re: COVID-19 update

Numbers in (parentheses) indicate change from previous week.

As per CT Department of Public Health (CT DPH) lab testing data available 11/20/21:

- 28,455 residents have been tested for COVID-19 (+196)
- Of the 28,455 residents tested, 2,813 (+37) have laboratory confirmed positive and probable cases of COVID-19
- Deaths are recorded using information from the Office of the Chief Medical Examiner. One death was recorded this week, bringing the loss of Glastonbury residents to 109 people (+1).
- By gender, a total of 1,454 female (+15) and 1,359 male (+22) positive cases have been reported.

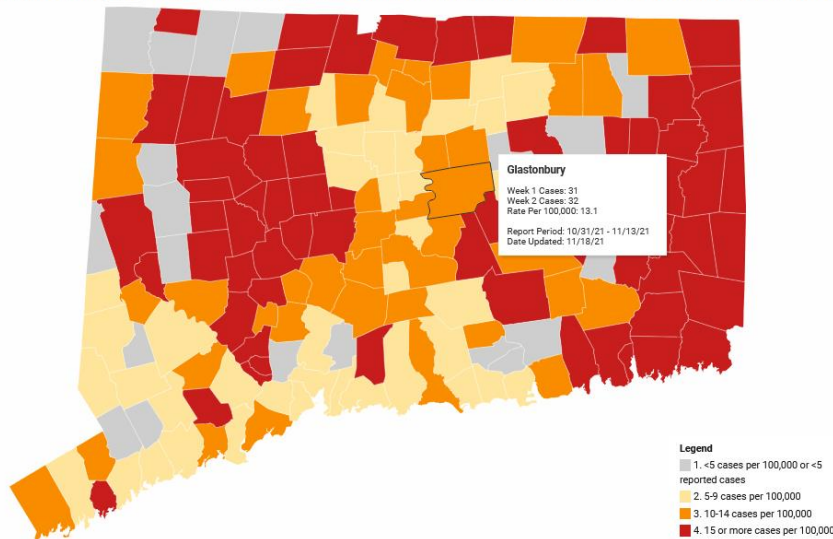
The graph below shows a count of residents with confirmed positive and probable cases and COVID-19 related deaths in approximate one-month timeframes beginning in March 2020. *Notes: COVID-19 deaths are depicted on a secondary Y axis with a separate (right hand) scale. The last column represents data from 10/31 – 11/20 only.*



CT DPH's COVID-19 Town Alert System map, updated weekly, shows positive cases per 100,000 population using a 14 day average. Using a color coded system of grey (<5 cases), yellow (5 – 9 cases), orange (10 – 14 cases), and red (15 or more cases), viewers can understand at a glance the occurrence of cases statewide. Only cases among persons living in community settings are included in this map; the map does not include cases among people who reside in nursing home, assisted living, or correctional facilities.

Town Map

Average Daily Rate of COVID-19 Cases Among Persons Living in Community Settings per 100,000 Population By Town

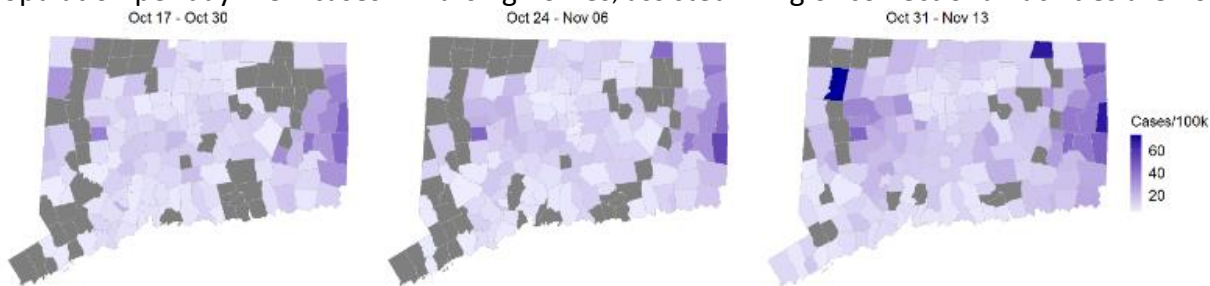


- Glastonbury is currently shown in orange at 13.1 reported cases per 100,000 (-1.2).
- The most recently updated map, dated November 18, shows 67 (+36) cities and towns have 15 or more cases per 100,000 population.

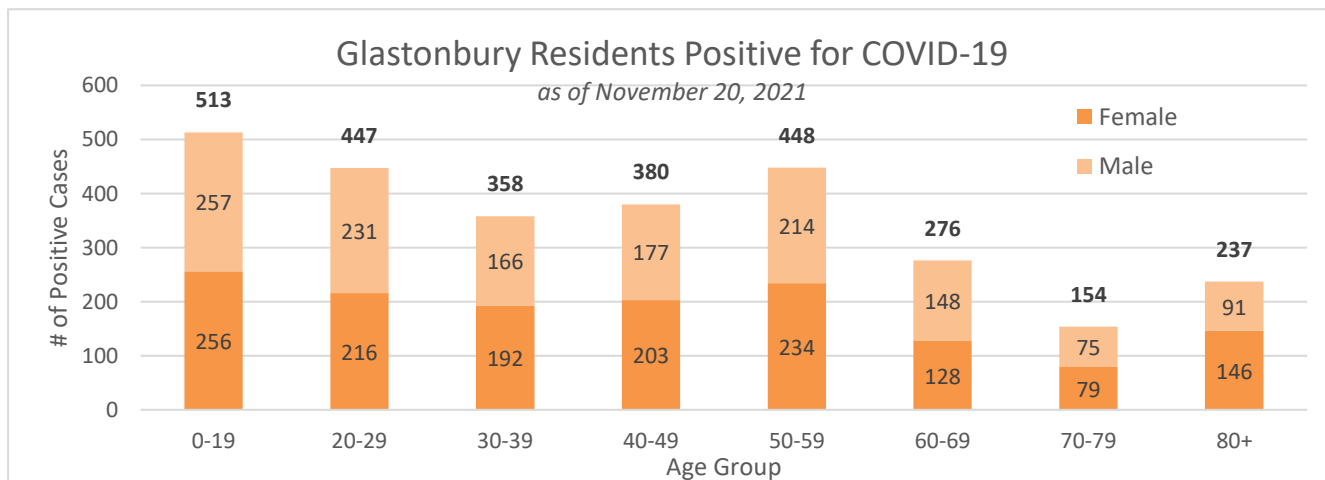
This map shows the average daily rate of new cases of COVID-19 by town during the past two weeks. Only cases among persons living in community settings are included in this map; the map does not include cases among people who reside in nursing home, assisted living, or correctional facilities.

Map: Ver 5.18.2021 • Source: CT Department of Public Health • Embed • Download image • Created with Datawrapper

The graphic below shows the average number of new cases per 100,000 population per day. Darker colors indicate towns with higher rates. Towns in dark grey have less than 5 cases per 100,000 population per day. New cases in nursing homes, assisted living or correctional facilities are not included.



The cumulative number of Glastonbury cases by age group and gender is shown in the chart below.



Glastonbury vaccination status:

Every week, the percent of partially and fully vaccinated Glastonbury residents increases. Data from 11/18/21 (below) shows the percent of all fully vaccinated Glastonbury residents that are eligible for vaccination (aged 12 and over) is 87.6%.

Age group (yrs)	Percent fully vaccinated*
12 - 17	77.39
18 - 24	93.07
25 - 44	86.83
45 - 64	81.05
65+	100
Average of fully vaccinated Glastonbury residents (12 years of age and over)	87.6

*Fully vaccinated is 2 weeks after the last shot in the vaccination series

COVID-19 vaccination and booster clinics

The Town of Glastonbury will hold two COVID-19 vaccination clinics this month for those ages 18 years and over, to provide first and second dose vaccination and booster doses. Both clinics will be held at the Riverfront Community Center, 300 Welles Street, Glastonbury and appointments are required. Individuals needing transportation should connect with Dial-a Ride at 860-652-7643 after they schedule their clinic appointment, but no later than 11am the day prior to vaccination appointment.

Receiving a booster vaccination at either of these clinics will provide full protection by the December holidays.

Monday, November 29th from 1:30 – 5:30pm

Hartford HealthCare will be administering the vaccinations.

Please click on one of the links below to make an appointment based on your current vaccination status:

Dose 1:

<https://opensched.mychartplus.org/opensched/SignupAndSchedule/EmbeddedSchedule?id=1179159&dept=101141206&vt=4988>

Pfizer Dose 2 & 3:

<https://opensched.mychartplus.org/opensched/SignupAndSchedule/EmbeddedSchedule?id=1179160&dept=101141206&vt=5990>

Moderna Dose 2 & 3:

<https://opensched.mychartplus.org/opensched/SignupAndSchedule/EmbeddedSchedule?id=1179161&dept=101141206&vt=5990>

Continued on next page

Tuesday, November 30th from 1 – 5:30pm

East Hartford Health Department will be administering the vaccinations.

Appointments for this clinic can be scheduled by calling Glastonbury Health Department at 860-652-7534.

Photo ID and proof of prior vaccination will be required for those receiving second doses and booster shots. Masks/face coverings are required regardless of COVID-19 vaccination status.

Please call the Glastonbury Health Department at 860-652-7534 with questions.

Data from DPH is considered preliminary. Test results may be reported several days after the result. Data are incomplete for the most recent days. Data from previous dates are routinely updated. In an ongoing process of data assessment, DPH continues to modify how certain disease-positive lab results are considered, changing some previous counts. Probable cases of COVID-19 include persons with positive antigen results. Positive cases include molecular and antigen tests. Prior to June 1, 2020, probable and confirmed cases were reported together.¹

<https://portal.ct.gov/Coronavirus/COVID-19-Data-Tracker>

2155 MAIN ST • P.O. BOX 6523 • GLASTONBURY, CONNECTICUT 06033-6523 • PHONE (860) 652-7534 • FAX (860) 652-7533
www.glastonbury-ct.gov