



# Town of Glastonbury

2155 MAIN STREET • P.O. BOX 6523 • GLASTONBURY, CT 06033-6523 • (860) 652-7500  
FAX (860) 652-7505

Richard J. Johnson  
Town Manager

ITEM #7  
01-26-2021 Meeting

January 22, 2021

The Glastonbury Town Council  
2155 Main Street  
Glastonbury, CT 06033

**Re: Town Manager's Report**

Dear Council Members:

The following will keep you up to date on various topics.

**1. COVID-19**

Attached is a copy of the most recent weekly report and summary of Town operations.

**2. Audit Exit Interview**

Council is asked to designate two members to attend the annual audit exit interview for fiscal year 2020. Last year Council Members McChesney and Tanski were so designated.

**3. Expense Report**

A copy of my expense report for the three months October through December 2020 was forwarded separately. I will appreciate Council recognizing receipt of this report on Tuesday evening.

**4. Library**

Work is well under way on the addition at Welles Turner Library and interior renovations. The weather has cooperated with exterior work and the general contractor Annuli and Sons is moving forward with interior demolition.

**5. Police Officer of the Year**

Police Officer John Cagianello is selected as this year's Officer of the Year. Officer Cagianello is a 7± year veteran of GPD. The Exchange Club program is typically held on the first Thursday of February. Given COVID restrictions, specific arrangements are to be developed. Congratulations to Officer Cagianello for the well-deserved recognition.

**6. Pay as You Throw (PAYT)**

PAYT or volume-based disposal links user costs to the amount of solid waste disposal. This basically treats solid waste like a utility in that costs are linked to use. Currently, there is a general permit for use of the Transfer Station but charges are not based on the volume of solid waste brought to the facility by any particular user. At the same time, tip fees to MIRA are charged on a per ton basis. A recommendation was presented to Council in 2004 to establish a volume-based system at the Transfer Station, however, the proposal did not proceed. Discussions at DEEP appear to support such a system and this could lead to a requirement over future years. I will provide a report at a meeting in February. In the meantime, I was asked a question on this topic.

**7. GFOA Budget**

I am pleased to advise the Town budget document is recognized by the Government Finance Officers Association with the Distinguished Budget Presentation Award. This is the highest form of recognition for a municipal budget document.

**8. Main Street/Route 17/Buttonball Roundabout**

As recently advised, based on preliminary review, State DOT is indicating a roundabout at this intersection would not satisfy the conditions for such construction. State DOT has indicated a willingness to work with the Town to develop and fund improved pedestrian signal /crossing at this intersection. I was previously asked to review this concept and forwarded a preliminary plan with a cost estimate of \$60,000. At this point, DOT is reviewing the pedestrian crossing and signage. Should Council wish additional follow up on the roundabout concept, please advise and I will be happy to proceed as such.

**9. Water Projects – Dayton, Kimberly, Raymond**

The cost to extend Manchester Water Service along Cedar Ridge Drive totaled \$164,387.42 for 483 linear feet of 8" ductile iron pipe. I have asked the Metropolitan District to confirm the cost for new water service along Dayton, Kimber and Raymond and will advise accordingly.

**10. Putnam Bridge Trail**

By notice received on January 14, 2021 from DOT, work on the multi-use path connecting to the Putnam Bridge walkway is delayed to the 2022 construction season.

Sincerely,



Richard J. Johnson  
Town Manager

RJJ/sal  
Attachments



# Town of Glastonbury

## Health Department

# Memo

January 19, 2021

**To:** Richard J. Johnson  
Town Manager

**Fr:** Wendy S. Mis  
Director of Health

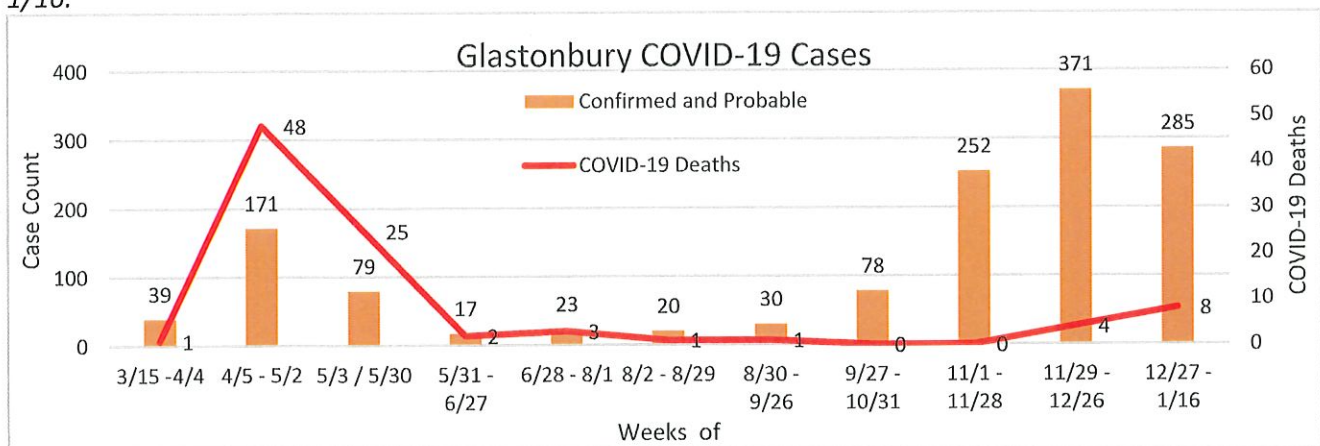
**Re:** COVID 19 update

Numbers in (parentheses) indicate change from the previous week.

As per CT Department of Public Health (CT DPH) lab testing data available 1/16/21:

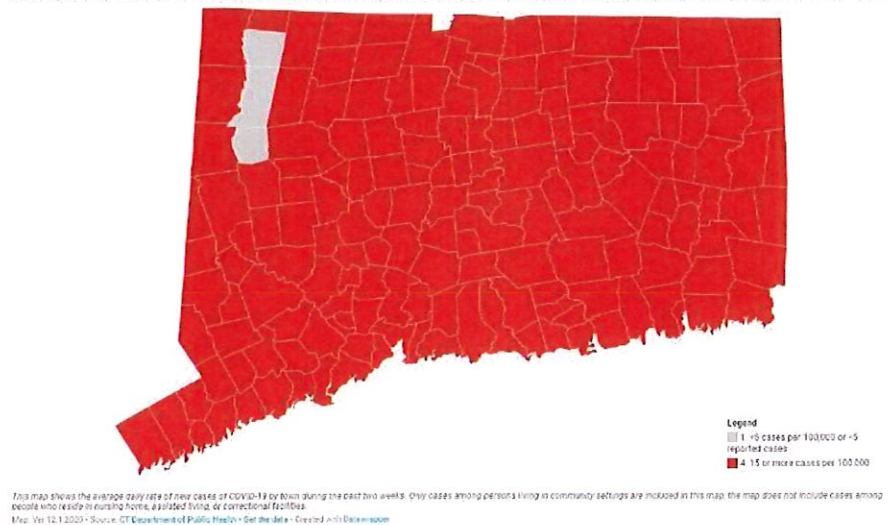
- 17,009 COVID-19 tests have been performed on residents (+1,507)
- Of the 17,009 tests, 1,365 (+90) are laboratory confirmed positive and probable cases of COVID-19
- Deaths occurring in the past few weeks have been updated using information from the Office of the Chief Medical Examiner. COVID-19 deaths were reported this week and previous weeks were updated, resulting in a total loss of 93 (+2) Glastonbury residents.
- By gender, a total of 735 female (+42) and 630 male (+48) positive cases have been reported

The graph below shows a count of residents with confirmed positive and probable cases and COVID-19 related deaths in approximate one-month timeframes. The United States is now in what is arguably considered the third wave of this pandemic. *Notes: COVID-19 deaths are depicted on a secondary Y axis with a separate (right hand) scale. Data in the last column is only for the three week period of 12/27 – 1/16.*

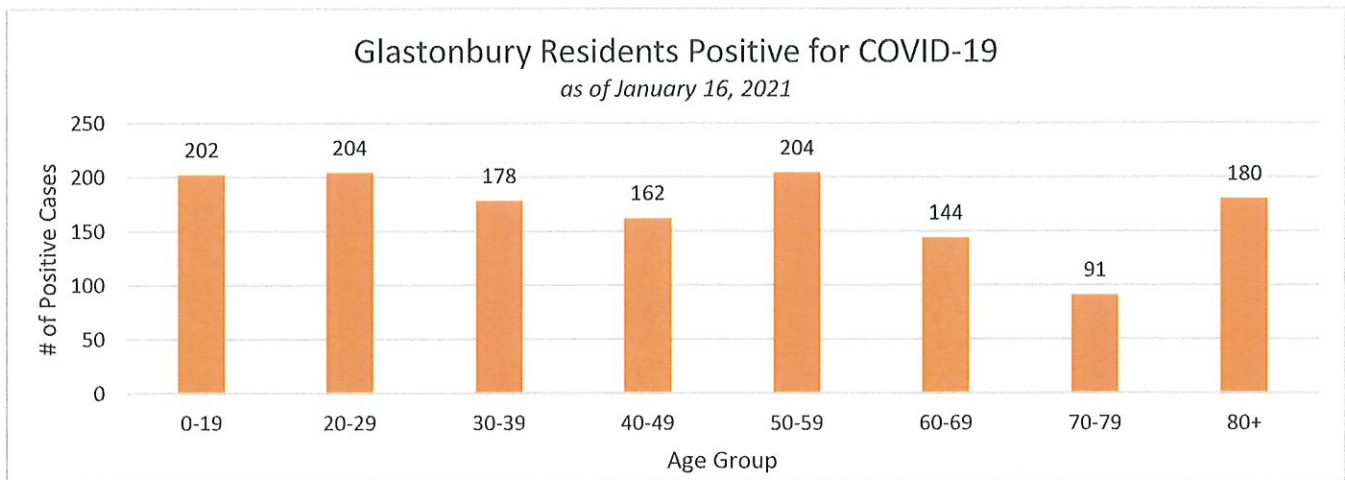


CT DPH has developed a COVID-19 Town Alert System map, updated weekly, which shows positive cases per 100,000 population using a 14 day average. Using a color coded system of grey (<5 cases), yellow (5 – 9 cases), orange (10 – 14 cases), and red (15 or more cases), viewers can understand at a glance the impact of cases statewide. Only cases among persons living in community settings are included in this map; the map does not include cases among people who reside in nursing home, assisted living, or correctional facilities. Glastonbury is currently shown in red at 45.6 cases per 100,000. The most recently updated map, dated January 14, shows one hundred sixty-six cities and towns have 15 or more cases per 100,000 population.

Town Map  
Average Daily Rate of COVID-19 Cases Among Persons Living In Community Settings per 100,000 Population By Town



The number of Glastonbury cases by age group is shown in the chart below.



Data from DPH is considered preliminary. Test results may be reported several days after the result. Data are incomplete for the most recent days. Data from previous dates are routinely updated. In an ongoing process of data assessment, DPH continues to modify how certain disease-positive lab results are considered, changing some previous counts. Probable cases of COVID-19 include persons with positive antigen results. Positive cases include molecular and antigen tests. Prior to June 1, probable and confirmed cases were reported together.<sup>1</sup>

<https://portal.ct.gov/Coronavirus/COVID-19-Data-Tracker>

# News

## Weekly Town Manager COVID-19 Update - January 15, 2021

**Post Date:** 01/15/2021 4:48 PM

Recent COVID-19 updates for the Town of Glastonbury are summarized in this weekly update.

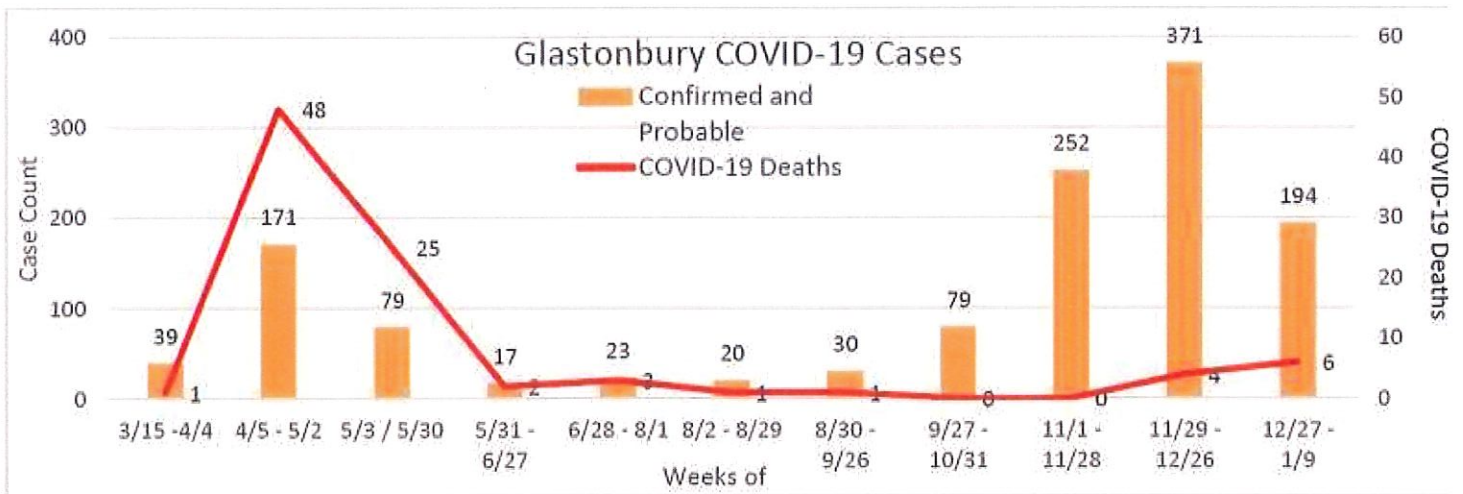
### Glastonbury COVID-19 Figures

*Numbers in (parentheses) indicate change from the previous week.*

As per CT Department of Public Health (CT DPH) lab testing data available 1/9/21:

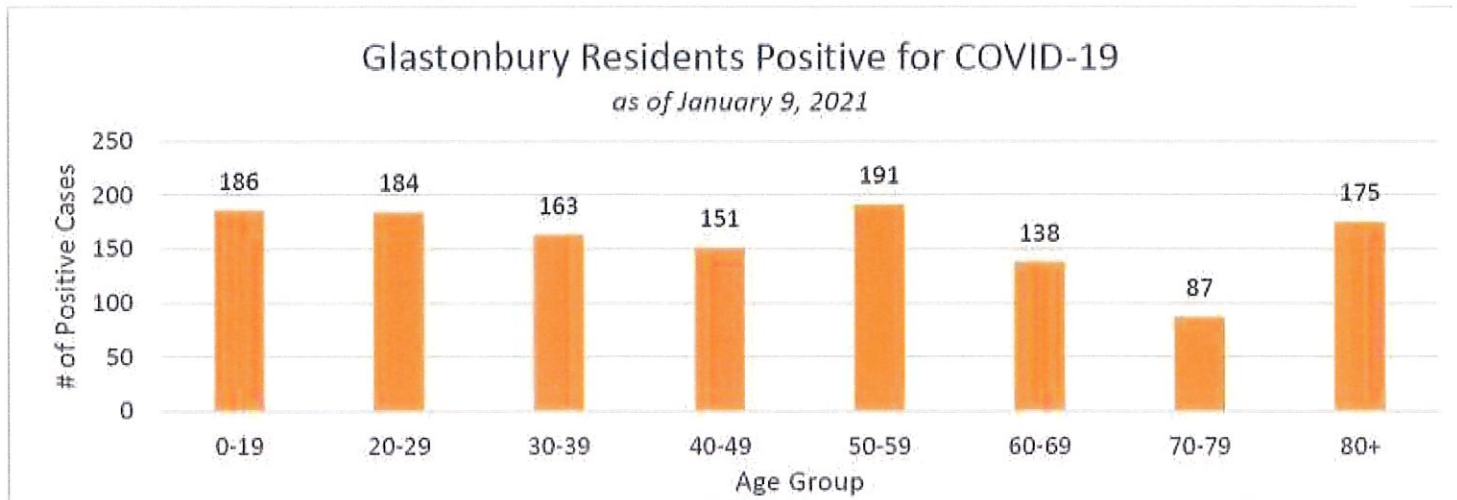
- 16,777 COVID-19 tests have been performed on residents (+969)
- Of the 16,777 tests, 1,275 (+122) are laboratory confirmed positive and probable cases of COVID-19
- Deaths occurring in the past few weeks have been updated using information from the Office of the Chief Medical Examiner. COVID-19 deaths were reported this week and previous weeks were updated, resulting in a total loss of 91 (+3) Glastonbury residents.
- By gender, a total of 693 female (+64) and 582 male (+58) positive cases have been reported

The graph below shows a count of residents with confirmed positive and probable cases and COVID-19 related deaths in approximate one-month time periods. The United States is now in what is arguably considered the third wave of this pandemic. *Notes for chart below: COVID-19 deaths are depicted on a secondary Y axis with a separate (right hand) scale. Data in the last column is only for the two week period of 12/27 – 1/9.*



The CT DPH color-coded Town Alert System map is updated weekly and shows positive COVID-19 cases per 100,000 population using a 14 day average. (Please note, the map does not include cases among people who reside in nursing home, assisted living, or correctional facilities.) Glastonbury is currently shown in Red with 39.1 cases per 100,000. As of January 14, 166 of the state’s 169 cities and towns are in the Red (highest) category with 15+ cases per 100,000 population.

The number of Glastonbury cases by age group is shown in the chart below.



- [View the Connecticut COVID-19 website, including resources & data points](#)
- [Latest COVID-19 Data on Nursing Homes and Assisted Living Facilities](#)

The Town will continue to modify its programs, services, and operations to align with state and CDC guidance, with all updates posted to the Town website at [www.glastonburyct.gov/covid19](http://www.glastonburyct.gov/covid19).

### **Vaccine Information and Resources**

The state of Connecticut has developed a phased approach to distributing the COVID-19 vaccine. As of this writing, Connecticut is in Phase 1a, which provides vaccines to healthcare personnel, long-term care facility residents, and medical first responders. On January 14, Governor Lamont **announced** that Phase 1b will begin on Monday, January 18. In the new phase, Connecticut residents who are 75+ years of age may begin scheduling appointments to receive the vaccine. In the coming weeks, other populations included in Phase 1b will be able to make appointments as well – e.g. residents 65 – 74 years of age, residents between 16 and 64 years of age who have underlying health conditions, residents/staff of congregate settings, and front-line essential workers. Phase 1b makes 1.3 Million Connecticut residents eligible to receive the vaccine, however only 46,000 first doses are expected to be delivered weekly from the federal government.

Vaccination through local health care providers, pharmacies, and hospitals will take time to achieve and is contingent on the vaccine quantity received from the federal government at each organization. The vaccination infrastructure is being developed and adapted to meet current demand, and through this process, more vaccine doses will become available as well as online vaccination systems. As this occurs, clinics will be easier to find and more appointments will be available. For more information, [click here](#).

Residents are advised to follow the local news and visit [ct.gov/covidvaccine](http://ct.gov/covidvaccine) for the latest updates on vaccine availability. Interested residents can also contact the Hartford Healthcare Vaccine Hotline at **(860) 972-4993** to learn about potential vaccine resources. The Glastonbury and Manchester Health Departments are working together to plan local clinics and information on such programs will be available in the coming weeks. The Town will continue to provide any updates it receives through this weekly update and the Town website/Facebook page as applicable.

### **Reminders**

- Taxes due January 1 become delinquent on February 2. [Click here for more information, including the Tax Deferment program and deadlines for landlords.](#)
- Town Administrative offices remain CLOSED to the public yet Town staff continue to be available during standard operating hours to assist by phone or email. To view all operational changes related to the pandemic, visit [www.glastonburyct.gov/covid19](http://www.glastonburyct.gov/covid19).
- Town Facilities will be CLOSED on Monday, 1/18, in observance of Martin Luther King Jr. Day
- Post-Holiday Tree Disposal – Available free of charge at the Bulky Waste Facility until January 30

Sincerely,

Richard J. Johnson  
Town Manager

[Return to full list >>](#)