



Town of Glastonbury

2155 MAIN STREET • P.O. BOX 6523 • GLASTONBURY, CT 06033-6523 • (860) 652-7500
FAX (860) 652-7505

Richard J. Johnson
Town Manager

ITEM #7
10-27-2020 Meeting

October 23, 2020

The Glastonbury Town Council
2155 Main Street
Glastonbury, CT 06033

Re: Town Manager's Report

Dear Council Members:

The following will keep you up to date on various topics.

1. COVID-19

Attached is a copy of the most recent weekly report and summary of Town operations.

2. Weekly COVID-19 Alert System

The State Department of Public Health established a weekly COVID-19 alert system for cities and towns. The system shows the average daily case rate per 100,000 population for the prior two weeks. A link to the most up to date map is available at www.glastonbury-ct.gov/COVID-19. Any changes to the Glastonbury level will be noticed as applicable. Color coding is red - case rate higher than 15 per 100,000; orange - between 10-14 per 100,000; yellow - between 5-9 per 100,000; gray - lower than 5 per 100,000. As of late day October 22nd, Glastonbury is at level gray or less than 5 cases per 100,000. Going forward, information will be provided to Glastonbury residents to reflect current and any changing status in the alert level for Glastonbury.

3. Meeting Schedule

The Regular Council meeting schedule for November and December is as follows:

- Tuesday, November 10th
- Tuesday, November 24th (as needed)
- Tuesday, December 1st

The second regular Council meeting in November is typically the week of Thanksgiving and held on an as needed basis. For this year, the proposal is to hold a regular meeting on Tuesdays, November 10th and December 1st and cancel the November 24th meeting. All are shown as regular meeting dates on the meeting schedule approved in November 2019.

4. Conservation Commission – Inland, Wetlands & Watercourses Agency

Long-term member and Chair of the Inland Wetlands/Conservation Commission, Judy Harper, has advised that she will retire from the Commission when her current term ends this year. Judy has been a consistent champion of environmental matters throughout her tenure and her service will be greatly missed.

5. Library Project

The competitive bid process for the library addition and update project attracted 12 respondents and highly competitive pricing as compared to budget and estimates. I expect the contract to be awarded and work to proceed over the near term.

6. Town Historic District

The process to establish a new Historic District(s) is outlined below:

- Chair/Council asks Historic Commission to evaluate the potential for a new District(s) with the general areas suggested.
- Study report prepared to include:
 - Architectural and historical essay
 - Map of exact boundaries
 - List of properties and owners of record
 - Draft ordinance
 - Photos of all property

The report is submitted to the State Historic Preservation Officer and the local Planning and Zoning Commission for comment. Upon receipt of comments, there is a public hearing after which the Town Clerk sends a ballot to all property owners. Two-thirds of the property owners who vote must vote to approve or the process does not move forward. After the ballot vote of property owners, the Council votes by simple majority too, accept, reject, return with suggested changes. Again, this is a general outline and additional information can be provided as may be requested. The preceding is a follow-up to comment at the October 13, 2020 meeting.

7. Community Paper Shred Event

215 residents attended the shred event on October 17th. This compares to 103 attendees last October. Next event scheduled for May 8, 2021.

8. Compost Bin and Rain Barrel Sale and Pick Up Event

37 composters and 38 rain barrels were sold at the October 17th event. This compares to 67 composters and 22 rain barrels sold at same time last year. A spring 2021 program is being considered.

9. Election Schedule and Absentee Ballots

Registrars of Voters indicate absentee ballots received on Election Day will be tabulated on Wednesday, November 4th. Accordingly, final results will not be available until Wednesday when absentee ballots are fully counted. As of 12:00 p.m. Friday, 9,680 absentee ballots have been issued and 6,920 have been returned to the Town Clerk. A significant number of absentee ballots are expected on Election Day.

10. Affordable Housing

Data collection for the Affordable Housing Plan per current State Statute is about to begin. This will be followed by public engagement sessions now planned for January/February (after the holidays). The public engagement will be opened to all interested in participating. I would suggest a Steering Group of seven or so with representatives from the Council, TP&Z, Housing Authority and others as applicable. Staff support can be provided by the Town Manager, Director of Planning and Director of Housing Authority.

11. Spooky Stroll

The Library and Recreation Department sponsored a Spooky Story Stroll between 3:30 and 6:30 p.m. on Wednesday, October 21st. Young people went on a "stroll" at the RCC and Riverfront Park with stops along the route for stories and a bagged treat at the end of the stroll. There were 250 participants. Safety measures were in place for all. Council Members McChesney and Tanski attended as readers.

Sincerely,



Richard J. Johnson
Town Manager

News

Weekly Town Manager COVID-19 Update - October 22, 2020

Post Date: 10/23/2020 9:06 AM

Recent COVID-19 updates for the Town of Glastonbury are summarized herein.

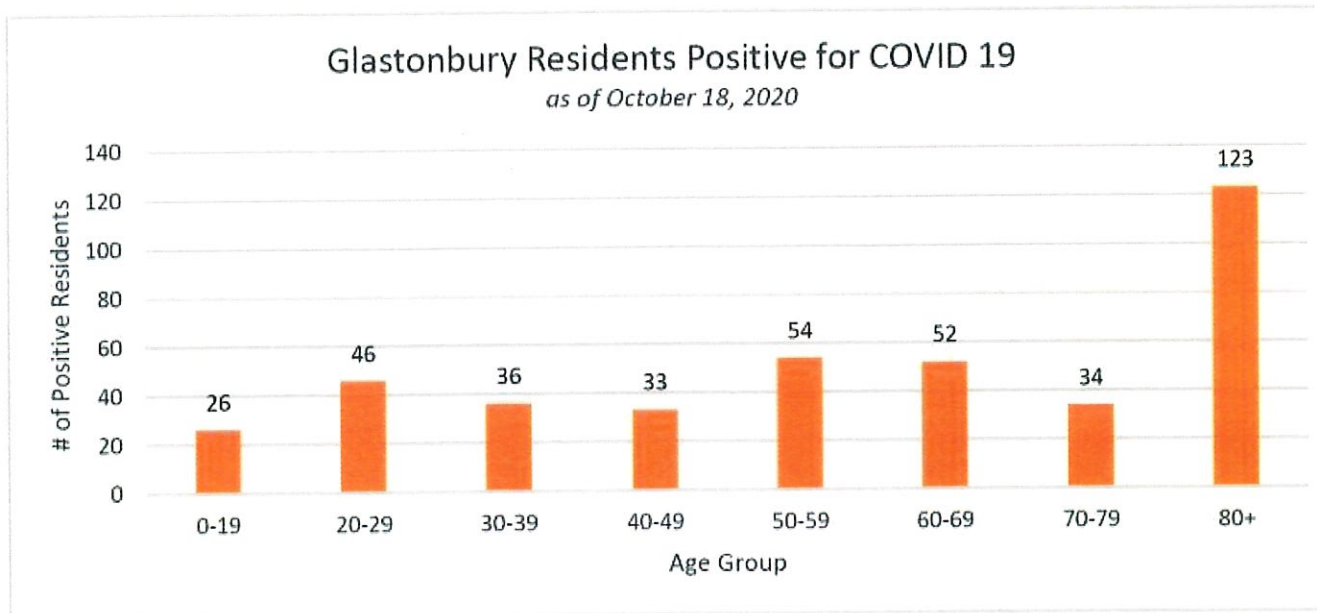
Glastonbury COVID-19 Figures as of 10/18/2020

Note: Numbers in (parentheses) indicate a change from the previous week.

PLEASE NOTE! The Connecticut Department of Public Health (DPH) manages all COVID-19 test results statewide, and many individuals are now getting tested for COVID-19 multiple times as a result of employer mandates, travel safeguards, etc. Last week, the Glastonbury Health Department conducted a more in-depth analysis of the complex DPH dataset and identified a disparity that will affect all weekly reports going forward. The DPH database associates positive test results for each individual with the date their first test was performed, which is typically the date that individual was first recorded in their system. For individuals who have been tested multiple times, this can create a disparity between the date of their first test, and the date their positive test was conducted.* To address this disparity, GHD has modified its data analysis and reporting process and, for this report and all that follow, the dates associated with positive cases will now reflect the date the positive test was conducted. Please note, this means that weekly reports issued on or after October 23 will NOT be directly comparable to reports generated previously. We apologize for any confusion this may cause, but believe this process correction will provide more accurate reporting.

**Example: John Doe has his first COVID-19 test on March 20 and receives a negative result. He has several more negative tests over the following months, and then tests positive on September 1, 2020. Unfortunately, the DPH database would tie the positive test result to March 20, (the day he was setup in their system), rather than September 1, the date of the positive test.*

As per CT Department of Public Health (DPH) lab testing data available 10/18/20, 9,173 (+559) COVID 19 tests have been conducted on residents. Of those 9,173 tests, 404 (+13) are laboratory-confirmed positive and probable cases of COVID-19. No additional resident deaths were recorded this week. By gender, 232 (+8) female and 172 (+5) male, positive test results have been received.



- [View the Connecticut COVID-19 website, including resources & data points](#)

• [Latest COVID-19 Data on Nursing Homes and Assisted Living Facilities](#)

** Data from DPH is considered preliminary and data changes as new reports are received and data errors are corrected. In an ongoing process of data assessment, DPH continues to modify how certain disease-positive lab results are considered, changing some previous counts. Probable cases of COVID-19 involve persons who have not had confirmatory laboratory testing (RT-PCR) performed for COVID-19, but whose symptoms indicate they are likely to have a COVID-19 infection. In Connecticut, most of the probable COVID-19 cases involve persons whose death certificates list COVID-19 disease or SARS-CoV-2 as a cause of death or a significant condition contributing to death. Prior to June 1, probable and confirmed cases were reported together.*

New Color-Coded Map

The state of Connecticut has developed a new Town Alert System and color-coded map to report COVID-19 rates by population. Grey communities have the lowest number of cases per 100,000, followed by yellow, orange, and red with the highest concentration. As of 4:00 pm on Thursday, October 22, Glastonbury is Grey with less than 5 cases per 100,000. To help prevent further spread and sustain existing opportunities for socialization, please continue to wear your mask, limit in-person gatherings, and observe all CDC guidelines. The map will be updated weekly and is available on the state website at

<https://portal.ct.gov/coronavirus/covid-19-data-tracker>. An update will be provided if Glastonbury's status (color) should change.

Upcoming COVID-friendly Halloween Programs/Events

- **10/24 (Saturday) - TCI Food Drive @ the Fountain Green - 9 - 11am to benefit the Glastonbury Food Bank.** TCI will bring their Halloween inflatables for their smallest patrons' enjoyment. [Click here for more information.](#)
- **10/26 (Monday) - Trunk or Treat Drive-Thru at RCC - 1:00 - 2:30 pm. (Rain date: Thurs. Oct. 29).** (Please note - registration date has passed for this event)
- **10/30 (Friday) - A Howling Sing-A-Long with Dr. Uke; 2 - 3 pm.** Sing along to songs like "The Monster Mash" or snap your fingers to "The Addams Family" - wear your favorite mask for a snap shot photo. To register, please email diana.paterson@glastonbury-ct.gov or nicole.mercer@glastonbury-ct.gov or call **(860) 652-7638** (Email required for registration.)

[Click here to review state of CT Halloween guidance during the pandemic.](#)

Resources:

- State of Connecticut COVID-19 updates - www.ct.gov/coronavirus
- Glastonbury COVID-19 updates - www.glastonbury-ct.gov/covid19
- State Town Alert Map: <https://portal.ct.gov/coronavirus/covid-19-data-tracker>
- Town Facebook Pages for Real-Time Updates - [Click here to view all Town Facebook pages](#)

Sincerely,

Richard J. Johnson
Town Manager

[Return to full list >>](#)



Town of Glastonbury

Health Department

Memo

October 20, 2020

To: Richard J. Johnson
Town Manager

Fr: Wendy S. Mis
Director of Health

Re: COVID 19 update

- Numbers in (parentheses) indicate change from the previous week

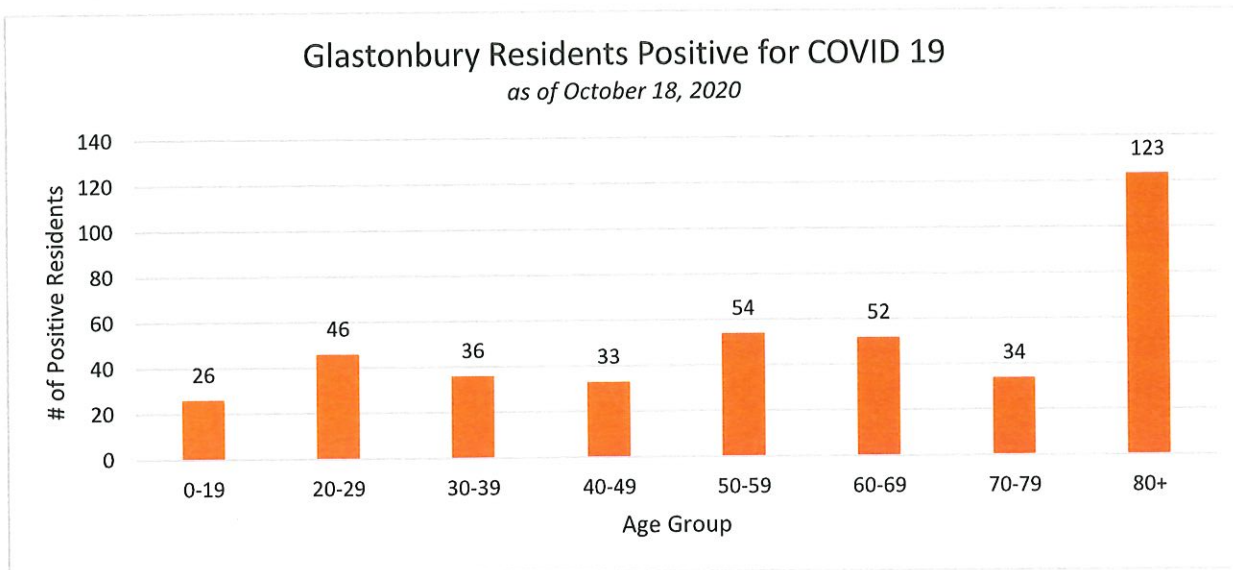
PLEASE NOTE! The Connecticut Department of Public Health (DPH) manages all COVID-19 test results statewide, and many individuals are now getting tested for COVID-19 multiple times as a result of employer mandates, travel safeguards, etc. Last week, Glastonbury Health Department conducted a more in-depth analysis of the complex DPH dataset and identified a disparity that will affect all weekly reports going forward. The DPH database associates positive test results for each individual with the date their first test was performed, typically the date that individual was first recorded in their system. For individuals who have been tested multiple times, this can create a disparity between the date of their first test, and the date their positive test was conducted.* To address this disparity, GHD has modified its data analysis and reporting process and, for this report and all that follow, the dates associated with positive cases will now reflect the date the positive test was conducted. Please note, this means that weekly reports issued on or after October 20 will not be directly comparable to reports generated previously. We apologize for any confusion this may cause, but believe this process correction will provide more accurate reporting.

**Example: John Doe has his first COVID-19 test on March 20 and receives a negative result. He has several more negative tests over the following months, and then tests positive on September 1, 2020. Unfortunately, the DPH database would tie the positive test result to March 20, (the day he was setup in their system), rather than September 1, the date of the positive test.*

As per CT Department of Public Health (DPH) lab testing data available 10/18/20, 9,173 (+559) COVID 19 tests have been conducted on residents. Of those 9,173 tests, 404 (+13) are laboratory-confirmed positive and probable cases of COVID-19. No additional resident deaths were recorded this week. By gender, 232 (+8) female and 172 (+5) male, positive test results have been received.

Glastonbury Residents Positive for COVID 19

as of October 18, 2020



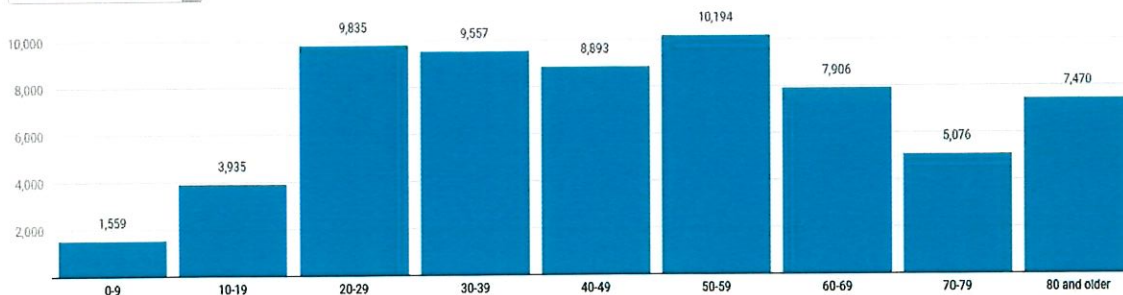
Testing is readily available in multiple locations in the greater Glastonbury area. Testing results are attributed to the town of residency as indicated on the individual's identification at the time of testing. Testing of Glastonbury residents continues to increase across all age groups. The greatest number of residents tested remains the 50 - 59 year age group, followed by the 20 - 29 year age group, then the 60 - 69 group. Glastonbury Health Department uses the state-required contact tracing system to follow up on positive cases and contacts in attempt to keep the potential spread of disease and number of new cases down. Residents who answer honestly and share information during contact tracing calls can help prevent the further spread of COVID 19.

The October 20, 2020 data snapshot below from CT DPH shows the number of confirmed and probable cases in Connecticut by age group.

Age Group Chart

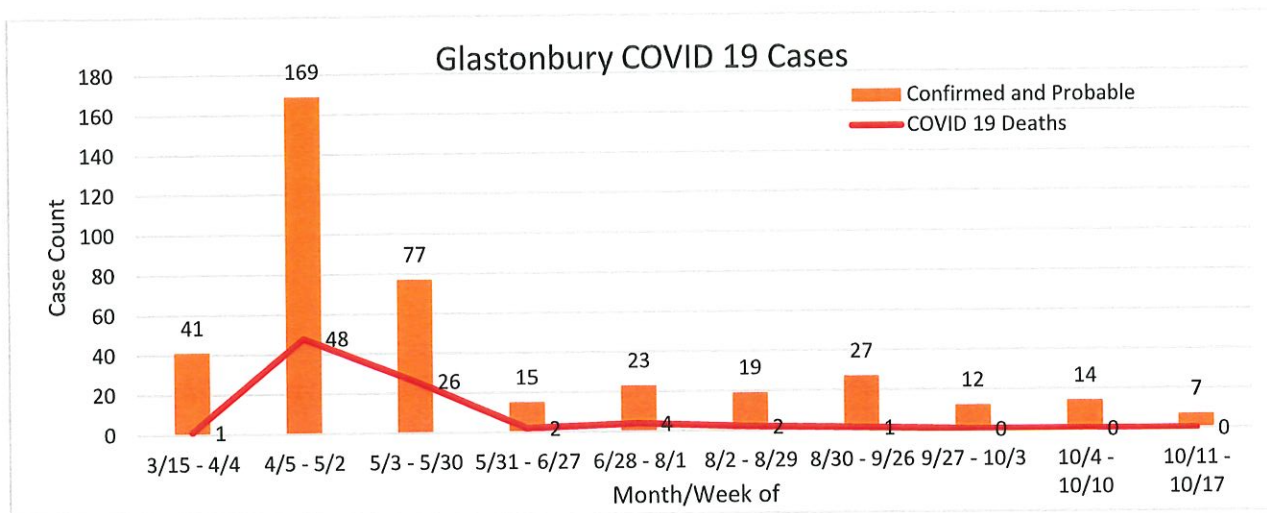
Number of COVID-19 Cases, Associated Deaths, and Rates per 100,000 by Age Groups

Total Number of Cases



Total COVID-19 cases and associated deaths include confirmed plus probable.
 Source: CT Department of Public Health • Get the data • Created with Datawrapper

The graph below shows a count of residents with confirmed positive and probable cases and COVID 19 related deaths. Data for the months of March through September have been condensed and shown as monthly columns, while data for October is shown by the week. The positive case counts for the last few months remain relatively consistent, with group exposures causing most new cases.



Data from DPH is considered preliminary, and data changes as new reports are received and data errors are corrected. In an ongoing process of data assessment, DPH continues to modify how certain disease-positive lab results are considered, changing some previous counts. Probable cases of COVID-19 involve persons who have not had confirmatory laboratory testing (RT-PCR) performed for COVID-19, but whose symptoms indicate they are likely to have a COVID-19 infection. In Connecticut, most of the probable COVID-19 cases involve persons whose death certificates list COVID-19 disease or SARS-CoV-2 as a cause of death or a significant condition contributing to death. Prior to June 1, probable and confirmed cases were reported together.¹

¹ <https://portal.ct.gov/Coronavirus/COVID-19-Data-Tracker>