

AGENDA

THIS DOCUMENT IS FOR INFORMATIONAL PURPOSES ONLY. FOR OFFICIAL DOCUMENTS, PLEASE CONTACT THE TOWN CLERK'S OFFICE

GLASTONBURY BOARD OF FINANCE MEETING

AGENDA OF REGULAR MEETING

Wednesday, May 20, 2020, 4:00 PM

IN ACCORDANCE WITH GOVERNOR LAMONT'S EXECUTIVE ORDER 7B.1 "SUSPENSION OF IN-PERSON OPEN MEETING REQUIREMENTS", THE REGULAR BOARD OF FINANCE MEETING OF WEDNESDAY, MAY 20, 2020 WILL BE CONDUCTED THROUGH ZOOM VIDEO CONFERENCING. THE PUBLIC MAY JOIN THE CONFERENCE AS AN ATTENDEE (VIEW AND LISTEN FUNCTIONS ONLY):

- **Join by Zoom Meeting link:**

<https://us02web.zoom.us/j/83374645590?pwd=ajhWK04xRWFZZy9SLzdvSitWQTZZQT09>

Password: 793372

- **Join by Phone:**

Dial (for higher quality, dial a number based on your current location):

US: +1 646 558 8656

Webinar ID: 833 7464 5590

Password: 793372

Board Members: Constantine Constantine; Chairman, Jennifer Sanford; Vice Chairman, Walter Cusson, Robert Lynn, James McIntosh, and James Zeller.

1. Public Comment Session – *For Public Comments pertaining to the call:*
Navigate to www.glastonbury-ct.gov/publiccomment to complete and submit the electronic comment form no later than 2:00 PM on Tuesday, May 19th. Responses received after that time will not be included in the Public Comment session.
2. Communication:
 - a. Minutes of April 22, 2020 (Pension Sub-Committee Special Meeting)
 - b. Minutes of April 22, 2020 (Regular Meeting)
3. Communication: Pension Report – March 2020
4. Communication: Month End Investments – March 2020
5. Communication: Financial Summary for 10 months - April 2020
6. Communication: Education Reconciliation – March 2020
7. Communication: Capital Projects – April 2020
8. Communication: Self Insurance Reserve Fund – April 2020
9. Communication: Transfers Approved by Town Manager Since Last Meeting
 - a. Emergency Management Laptop
10. Action: Transfers over \$5,000
 - a. \$150,000 Public Access Telephone Equipment
11. Action: Recommend the transfer of certain uncollected taxes to the Suspense Tax Book
12. Action: Recommendation to Town Council Auditor for Fiscal Year Ending June 30, 2020
13. Communication / Action: Pension Sub-Committee Follow-Up Memo and April Flash Report
14. Board of Finance Committee Reports, comments and remarks (no action to be taken)
15. Adjournment



INSTR # 2020002829
 DATE FILED 04/29/2020 12:54:14 PM
 JOYCE P. MASCENA
 TOWN CLERK
 GLASTONBURY CT

BOF 5/20/20
Item # 2a

**GLASTONBURY BOARD OF FINANCE
 PENSION SUB-COMMITTEE
 SPECIAL MEETING MINUTES
 WEDNESDAY, APRIL 22, 2020**

The Glastonbury Board of Finance, along with Finance Director, Julie Twilley, and Town Manager, Richard J. Johnson, held a special meeting at 3:00 p.m. via Zoom video conferencing to discuss topics pertaining to the Pension plans including, but not limited to, the current pension portfolios, current investment practices, asset allocations, manager attribution, plan performance, and market analysis.

Chris Kachmar, CFA, from FIA was also present at the meeting.

Roll Call

Members

- Mr. Constantine "Gus" Constantine, Chairman
- Ms. Jennifer Sanford, Vice Chairman
- Mr. Robert Lynn
- Mr. James McIntosh {joined the call around 3:15 pm}
- Mr. James Zeller
- Mr. Walter Cusson

Chris Kachmar from FIA explained that the BOF had asked him about balancing at their previous meeting. He assured the Board that their team is looking at that on a regular basis. Mr. Kachmar explained that they laid out asset class tables for both the Town's legacy and BOE's hybrid pension plans, noting that the Town's plan leans into risk assets, or equities. The hybrid plan today is all indexed, using Vanguard index funds to express the allocation. It leans relatively into international equities a little more than the Town's plan. The rates of return are 5% for the hybrid plan and 6.5% for the legacy plan. Can the return be achieved in 1-3 years? Mr. Kachmar stated that while they cannot know for certain, given how volatile the markets have been, in the longer term, their expectation is that the returns can be returned.

Ms. Sanford noted that the hybrid plan is an all-index fund, so it does not have active management. She asked if that is the sole reason why the international is heavier. In other words, did the BOF neglect to drive that expression when they reallocated and set up much lower international exposures, or is it purely that, despite the expression, FIA still believes they need to be weighted? She concluded that it stands out to her as something that needs to be adjusted lower. Mr. Kachmar responded that, at the time, they thought the structure was appropriate.

Mr. Lynn stated that international equities have underperformed domestic equities in the last ten years. Mr. Kachmar explained that, ten years ago, international equities dominated, so these

cycles can extend over certain periods of time. They have the forecast view that international equities will have their day in the sun again. Ms. Sanford stated that international equities stand out to her. There is a difference in the asset allocation in the international space, which she cannot defend, but if other people can, then she will not object.

Mr. Kachmar then moved on to explain that there is a positive skewness in the return distribution of the legacy plan, which is strikingly different from the hybrid plan. Mr. Kachmar explained that some of this difference has to do with the fact that they have a stretched-out return distribution for the legacy plan because of the risk assets. Those outcomes are stretched around the median and the model is picking that up, whereas the hybrid plan centers on fixed income, so the distribution clusters a little more tightly. Ms. Sanford stated that she cannot reconcile the differences in the two. Mr. Kachmar stated that he will look into it and offer a little more clarity around those outcomes at a later meeting.

Mr. Kachmar then explained the expressions of the portfolios, noting that they are diversifying by asset class and also by entity, which is different for the new hire plan. He clarified that this is a relatively small pool. Mr. Lynn asked if Mr. Kachmar is pleased with all of the funds FIA has selected for this because there are a couple of funds that have greater risk and lower performance than the benchmarks. In other words, is FIA looking at these funds and offering any changes? Mr. Kachmar explained that they will see periods of time with managers underperforming, but overall, there is a compelling story to tell, and they are content with the roster as it exists today.

Mr. Kachmar explained that the preliminary in March was a really difficult quarter, but numbers have improved significantly in April, and they are cautiously optimistic that the stability will persist. Mr. Lynn asked how fast they rebalanced after their March meeting. Mr. Kachmar replied, they did so in real time. Mr. Lynn stated that the plan returned 5.1% and the blended benchmark at the same time was 5%. For those 10 basis points, how much risk did they assume in that plan, relative to the return? Mr. Kachmar stated that this has been a really difficult time for active management. Mr. Lynn remarked that he wants to better understand their risk relative to the return benefit. Ms. Sanford commented that she still supports active management. What the BOF needs to do is feel confident about their assumed rate of return and their manager. She is struggling with the assumed rate of return more than that issue. Mr. Lynn replied that if you are active managing to the benchmark and adding more risk, then he has a problem with that.

Mr. Kachmar stated that the financial wherewithal of a small company is accentuated in a bad way right now. Ms. Sanford asked where is the additional risk on the portfolio? She thought it was the Templeton Global Bond Fund. Mr. Kachmar stated that the Templeton fund is a fairly volatile entry in the global bonds space.

Ms. Sanford thanked Mr. Kachmar for putting together an excellent presentation.

The Board adjourned their meeting at 3:57 p.m.

Respectfully submitted,

Lilly Torosyan
Lilly Torosyan
Recording Clerk

For anyone seeking more information about this meeting, an audio recording is available in the Finance and Administrative Services Office.



INSTR # 2020002830
 DATE FILED 04/29/2020 12:57:10 PM
 JOYCE P. MASCENA
 TOWN CLERK
 GLASTONBURY CT

BOF 5/20/20
Item # 2b

**GLASTONBURY BOARD OF FINANCE
 REGULAR MEETING MINUTES
 WEDNESDAY, APRIL 22, 2020**

The Glastonbury Board of Finance, along with Finance Director, Julie Twilley, and Town Manager, Richard J. Johnson, held a regular meeting at 4:00 p.m. via Zoom video conferencing.

Also present were Chris Kachmar, CFA, from FIA, and Controller Narae McManus.

Roll Call

Members

- Mr. Constantine “Gus” Constantine, Chairman
- Ms. Jennifer Sanford, Vice Chairman
- Mr. Robert Lynn
- Mr. James McIntosh
- Mr. James Zeller
- Mr. Walter Cusson

1. Public Comment Session Pertaining to the Call *None*

2. Communication:

a. Minutes - February 14, 2020 (Special Meeting)

Minutes accepted as presented.

b. Minutes of March 10, 2020 (Mill Rate Setting Meeting)

Minutes accepted as presented.

c. Minutes of March 18, 2020 (Regular Meeting)

Mr. McIntosh noted an error under Item 3, the fifth paragraph down. He pointed out that the word “contributions” should read “benefits” instead.

The minutes were accepted as amended.

3. Communication: Pension Report – February 2020

Ms. Twilley stated that the pension meeting they just had covered all of this and more.

4. Communication: Month End Investments – February 2020

Ms. McManus reviewed the report dated March 20, 2020.

5. Communication: Financial Summary for 9 months - March 2020

*Glastonbury Board of Finance
 Minutes-Regular Meeting held April 22, 2020
 Recording Clerk-LT
 Page 1 of 5*

Ms. Twilley reviewed the report dated April 13, 2020. Mr. Cusson asked Mr. Johnson to explain what is happening to Town of Glastonbury employees, in terms of the direct response to COVID-19. Mr. Johnson explained that it is different for every operating department. While some part-timers are not working now, most Town operations continue with a combination of remote, in-office, and/or split shifts. Mr. Cusson then inquired about their wages. Mr. Johnson explained that, at this point, they have not furloughed any split-shift employees, nor has any full-time staff member been laid off.

6. Communication: Special Revenue Funds Q3-2020 Reports

a. Sewer Operating and Sewer Sinking Funds

Ms. Twilley reviewed the report dated April 13, 2020, explaining that these are the financial statements for the two funds through March 31, 2020.

b. Recreation Activities and Police Private Duty Funds

Ms. Twilley reviewed the report dated April 13, 2020, noting that these are the financial statements for the two funds through March 31, 2020. She stated that both of these funds could be affected by the COVID-19 pandemic, but any impacts of such are not yet shown in the reports.

7. Communication: Education Reconciliation – February 2020

Ms. McManus reviewed the report dated April 10, 2020.

8. Communication: Capital Projects – March 2020

Ms. Twilley reviewed the report dated April 13, 2020.

9. Communication: Self Insurance Reserve Fund – March 2020

Ms. Twilley reviewed the report dated April 7, 2020. She explained that there was a loss of almost \$736,000 this year, but good news is coming ahead. The Town is expected to receive a little over \$450,000 from stop losses. She summarized that the BOE has had 11 large loss claims and the Town has had 31 large loss claims. Mr. Cusson asked if those numbers are the other way around. Ms. Twilley stated that she will double check and get back to them.

10. Communication: Transfers Approved by Town Manager Since Last Meeting

- a. Revenue Collection Lock Box**
- b. Community Development and Health Department Computers**
- c. Fire Marshal's Office Computers**

11. Action: Transfers over \$5,000

a. Renovation to High School Kitchen

Mr. Johnson explained that the bids came in, and he has spoken with the Superintendent. The Education budget will fund about \$50,000 of the cost for an additional scope item. He also explained that they are about \$8,000 under budget, so this transfer makes that up, plus a cushion if unknowns come up during the renovation.

Motion by: Mr. Cusson

Seconded by: Mr. McIntosh

BE IT RESOLVED, that the Glastonbury Board of Finance hereby transfers \$80,000 from the Capital Projects - School Code Compliance, School Communication, and School Energy Audit Funds to the Capital Projects - GHS Kitchen Project Upgrades Fund.

Disc: Mr. Zeller stated that they have exhausted the contingency that was built into the project.

Result: Motion passes unanimously {6-0-0}.

b. Mitigation/Invasive Monitoring Services for Blackledge Dam

Mr. Johnson explained that Blackledge Falls was a mitigation project. They have repaired the dam, but as part of the Army Corps approval, they need to monitor species and look at the water quality. He noted that, typically, they could fund this service from the Engineering Fund but because of other challenges this year, they have to move the funds in-house.

Motion by: Mr. Cusson

Seconded by: Mr. Zeller

BE IT RESOLVED, that the Glastonbury Board of Finance hereby transfers \$8,000 from the Vehicle Maintenance - Contractual Service Fund to the Engineering - Professional Services Fund.

Result: Motion passes unanimously {6-0-0}.

c. Town Clerk Electronic File PII Redaction

Mr. Johnson explained that the COVID-19 matter has exacerbated problems with public access to land records. He explained that, right now, title searchers come to the academy cafeteria and access this information online. If the Town goes through a contractual service to redact personally identifiable information from the land records, it will cost about \$50,000, though he noted that they will get revenue back after some time, through subscription fees. He also noted that a lot of the work they are doing may be eligible for FEMA funding. In short, he explained that, in the long run, it is an efficiency improvement, and there is a potential to get federal reimbursement.

Mr. Zeller asked if ongoing funding will be necessary, to update the system periodically. Mr. Johnson explained that the contracts they pay right now to the vendor includes the service for the records to be on-line, even though they are not enjoying it. Therefore, the cost to put the records on-line, once redacted, is embedded. Mr. Zeller then asked if the fee is fixed by the vendor or the

Town. Mr. Johnson replied, the Town. There is a payback financially and an efficiency improvement that they could achieve in the Town Clerk's office. Mr. McIntosh asked if, at the present time, someone could go into the land records or not. Mr. Johnson said yes, in person at Town Hall. Mr. McIntosh then asked if this is for property and title searches. Mr. Johnson said yes, generally. Ms. Sanford commented that one of the biggest disruptions on block chain is title searches. She does not know how advanced the blockchain is, but she has been reading about it.

Motion by: Mr. Cusson

Seconded by: Mr. Zeller

BE IT RESOLVED, that the Glastonbury Board of Finance hereby transfers \$50,000 from the Financial Administration - FT Wages Fund to the Town Clerk - Data Processing Fund.

Result: Motion passes unanimously {6-0-0}.

12. Board of Finance Committee Reports, comments and remarks (no action to be taken)

Mr. Constantine stated that the PBC has not yet met. Ms. Sanford commented that she is really proud of the BOF and FIA, who together have had a very valuable dialogue on the specifics of the pension. She then asked if the BOF's public comment session should utilize a consistent system, like other boards do. Mr. Johnson said yes, the public comment session will be consistent for every Town board/commission/committee. Comments will be submitted via an electronic form, located on the Town website. They will then be collected, and the Board will read them in real-time during their remote meetings.

Ms. Sanford asked how the Town plans to address for lost revenue. Mr. Johnson explained that they are looking at the revenue projections through this fiscal year as compared to the budget, and also where expenditures will be below the budget. The goal is to make sure that they manage operations, while utilizing expense reductions to offset revenue shortfalls. He also noted that, going forward, they will look at how collection rates will be influenced by this current pandemic, and will report on that in late May.

Mr. Zeller remarked that he cannot reconcile the notion that the BOE's hybrid plan is saving Glastonbury more money than the Town's legacy plan, as had been asserted. He surmised that the BOE will run into union issues, as well. He requested that the Town Manager look into the issues of the legacy versus hybrid plan, with regard to the BOE's bargaining agreements.

13. Adjournment

Motion by: Mr. Cusson

Seconded by: Mr. Zeller

BE IT RESOLVED, that the Glastonbury Board of Finance moves to adjourn their meeting of April 22, 2020, at 4:46 p.m.

Result: Motion passes unanimously {6-0-0}.

Respectfully submitted,

Lilly Torosyan
Lilly Torosyan
Recording Clerk

For anyone seeking more information about this meeting, a video on demand is available at www.glastonbury-ct.gov/video; click on Public Broadcast Video On Demand, and an audio recording is available in the Finance and Administrative Services Office.

*Glastonbury Board of Finance
Minutes-Regular Meeting held April 22, 2020
Recording Clerk-LT
Page 5 of 5*

DEPARTMENT OF FINANCE & ADMINISTRATIVE SERVICES

BOF 5/20/20
Item # 3

April 20, 2020

TO: Board of Finance & Richard J. Johnson, Town Manager
 FROM: Julie Twilley, Director of Finance & Administrative Services
 RE: Pension Investment Review – **March 2020**

As of March 31, 2020 the pension asset value is \$143,526,606, a net decrease of \$9,772,646 from July 1, 2019. Through the month of March, the fund experienced an unrealized loss of \$16,905,829, which is indicative of the current market and there were realized gains of \$2,456,603. Investment income through March totaled \$2,905,246.

July 1, 2019 Balance	\$	153,299,253
Revenues:		
Employer Contributions	\$	8,170,908
Employee Contributions	\$	1,468,085
Total Contributions	\$	9,638,993
Investment Income	\$	2,905,246
Realized Gains/Losses	\$	2,456,603
Unrealized Gains/Losses	\$	(16,905,829)
Total Revenues	\$	(1,904,987)
Expenditures:		
Benefit Payments	\$	7,694,875
Administrative Fees	\$	58,303
Investment Management Fees	\$	114,481
Total Expenditures	\$	7,867,659
Net Increase/Decrease	\$	(9,772,646)
Ending Balance March 31, 2020	\$	143,526,606

Assuming a 6.5% long-term return on the plan's investments, the July 1, 2019 Unfunded Accrued Liability is \$58.2 million (GASB 68 financial reporting basis) and the corresponding funded ratio is 72.49%. The Town's policy for paying off the unfunded liability is such that there are 13 years remaining in our amortization schedule.

cc: Narae McManus, Controller
 Karen Bonfiglio, Finance Manager, Glastonbury Public Schools

Town of Glastonbury

Administrative Services
Accounting Division

April 24, 2020

To: Board of Finance
Richard J. Johnson, Town Manager

From: Narae L. McManus, Controller

Subject: Monthly Investment Status

Pooled Investments

The Town's pooled cash investment balances at March 31, 2020 were \$103,558,266. As of month-end, the investment balances for all funds combined were as follows:

Type of Investment	Amount	Rate	
STIF	\$ 59,138,607	0.86	
Citizens Bank	1,221,864	0.65	
Northern Capital Investment Account	11,494,371	1.15-3.40	Est. current accrued interest \$35,614
Northern Capital Sewer Funds	9,292,134	1.15-3.15	Est. current accrued interest \$8,290
People's United Investments	7,094,541	1.28	
United Bank Money Market	6,837,825	1.39	
TD Bank CD	8,034,400	0.71	Matures 4/27/2020
TD Bank Investments	444,524	0.65	
Total	<u>\$103,558,266</u>		

General Fund Earnings

- The General Fund portion of pooled investments at March 31 was \$78.9 million.
- As of March 31, the General Fund has realized investment earnings of \$927,034.
- As of March 31, Sewer Sinking funds totaling \$8,673,000 were invested in fully-insured CDs with terms varying from 6 months to seven years, with current-year realized investment earnings of \$135,340.

Comparative information concerning General Fund earnings follows.

Fiscal Year	Budget	Realized Investment	
		Earnings July-March	Percent of Budget
2019	\$800,000	974,509	121.81%
2020	\$1,500,000	927,034	61.80

cc: Julie B. Twilley, Director of Finance

TOWN OF GLASTONBURY
ADMINISTRATIVE SERVICES - Financial Administration

BOF 5/20/20
Item # 5

May 8, 2020

TO: Board of Finance and
Richard J. Johnson, Town Manager

FROM: Julie Twilley, Director of Finance & Administrative Services

RE: Financial Summary for the Ten Months Ended April 30, 2020 (FY 2019/20)

Note that the recent COVID-19 pandemic is expected to impact future revenues and expenditures. A review of all budgeted financials is underway to project reductions in revenues and identify opportunities to reduce non-business critical expenditures. The analysis below includes minimal impact from the pandemic, as it shows actual results for the ten months ended April 30, 2020.

Expenditure Summary:

Through April 30, 2020, encumbrances total \$31.6m and expenditures total \$123.1m. Combined, this represents 93% of the Town's revised general fund budget of \$166.3m. This compares to \$29.0m and \$124.4m respectively, or 94%, for the same period in the prior year.

The expenditure decrease of \$1.3m is comprised of decreases in Education expenditures of \$0.6m and in Debt and Transfers of \$0.9m, which is partially offset by increases in Town expenditures of \$0.2m compared to the prior year. The reduction in Education expenditures is related to timing of payments for special education tuition expenditures (last year bills for the entire year were paid in October, whereas this year they will be paid quarterly) and delayed receipt/processing of invoices due to the pandemic. The \$0.9m reduction in Debt and Transfers is related to a \$1.2m reduction in debt service costs, which is partially offset by an increase in the transfer to the Capital Reserve Fund from \$5.75m in FY2018/2019 to \$6.0m in FY2019/2020. The variance in Town is driven by higher wage and benefit rates as well as a higher pension contribution. The year-over-year increase in Pension contribution for Education was \$121k and for the Town was \$170k. Note that the assumed long-term rate of return on investments was reduced from 6.625% in FY2018/2019 to 6.5% in FY2019/2020.

Below is an Expenditure & Transfer summary report through April 30, 2020.

FINANCIAL COMPARISONS

The below comparison includes Education encumbrance amounts not reflected in the Town's system Reports.

Fiscal Year	Amend/Budget	Expended	Encumbered	Comit %
<u>2018/2019</u>				
Town	\$ 42,792,563	\$33,699,043	\$ 4,534,325	89%
Education	105,834,933	80,202,278	20,230,210	95%
Debt/Transfers	15,052,804	10,489,247	4,208,591	98%
<u>2019/2020</u>				
Town	\$ 43,592,562	\$33,940,666	\$ 4,734,420	89%
Education	108,699,846	79,554,496	22,798,057	94%
Debt/Transfers	13,973,755	9,584,271	4,071,928	98%

Expenditure comparisons of the three major Town Departments are presented below:

	2018/2019	%	2019/2020	%
ADMIN SERVICES	\$ 4,860,476	79%	\$ 4,917,418	79%
PUBLIC SAFETY	11,547,562	81%	11,624,084	79%
PHYSICAL SERVICES	5,746,016	81%	5,898,193	79%

cc: Karen Bonfiglio, Finance Manager; Narae McManus, Controller

TOWN OF GLASTONBURY
CURRENT YEAR EXPENDITURES BY DIVISION
FY 2020 Through April 30, 2020

5/1/2020
12:58:14PM

FUND 010 - GENERAL FUND

DESCRIPTION	2020 ORIGINAL BUDGET	2020 REVISED BUDGET	2020 THRU APRIL	2020 ENCUMB	AVAILABLE BALANCE	2020 % USED
GENERAL GOVERNMENT						
TOWN COUNCIL	143,233	165,233	123,782	7,863	33,588	79.7 %
CUSTOMER SERVICE	60,316	60,316	48,141	-	12,175	79.8 %
TOWN MANAGER	615,550	637,450	477,907	91,218	68,324	89.3 %
HUMAN RESOURCES	507,055	507,055	363,048	65,756	78,251	84.6 %
FACILITIES MAINTENANCE	1,985,648	2,001,383	1,574,000	219,395	207,988	89.6 %
TOTAL GENERAL GOVERNMENT	3,311,802	3,371,437	2,586,878	384,233	400,326	88.1 %
COMMUNITY DEVELOPMENT						
COMMUNITY DEVELOPMENT	562,910	564,110	451,213	78,695	34,202	93.9 %
BUILDING INSPECTION	552,405	571,765	425,309	72,480	73,976	87.1 %
FIRE MARSHAL	359,192	356,832	282,338	40,098	34,396	90.4 %
HEALTH	727,422	734,212	575,419	76,065	82,729	88.7 %
TOTAL COMMUNITY DEVELOPMENT	2,201,929	2,226,919	1,734,279	267,338	225,302	89.9 %
ADMINISTRATIVE SERVICES						
FINANCIAL ADMINISTRATION	676,644	645,884	437,644	114,888	93,353	85.5 %
INFORMATION TECHNOLOGY	840,403	840,403	678,956	107,433	54,015	93.6 %
ACCOUNTING	449,625	468,238	401,089	79,696	(12,548)	102.7 %
PROPERTY ASSESSMENT	677,385	677,385	518,606	67,710	91,069	86.6 %
REVENUE COLLECTION	497,684	497,684	400,013	70,665	27,007	94.6 %
TOWN CLERK	546,198	596,198	425,357	66,374	104,467	82.5 %
VOTER REGISTRATION	170,200	170,200	103,148	2,579	64,473	62.1 %
LEGAL SERVICES	300,000	300,000	258,749	378	40,873	86.4 %
PROBATE SERVICES	24,800	27,633	13,471	8,113	6,049	78.1 %
INSURANCE/PENSIONS	2,030,799	2,030,799	1,680,386	37,795	312,617	84.6 %
TOTAL ADMINISTRATIVE SERVICES	6,213,738	6,254,423	4,917,418	555,631	781,375	87.5 %
PUBLIC SAFETY						
POLICE	13,396,071	13,488,599	10,663,053	1,572,537	1,253,009	90.7 %
VOLUNTEER AMBULANCE	20,820	20,820	12,480	855	7,485	64.0 %
FIRE	1,131,961	1,139,863	928,876	44,735	166,252	85.4 %
CIVIL PREPAREDNESS	31,202	31,202	19,676	40	11,486	63.2 %
TOTAL PUBLIC SAFETY	14,580,054	14,680,484	11,624,084	1,618,168	1,438,232	90.2 %
PHYSICAL SERVICES						
ENGINEERING	1,657,000	1,665,000	1,319,517	244,027	101,456	93.9 %
HIGHWAY	4,534,907	4,534,907	3,616,514	370,271	548,122	87.9 %
FLEET MAINTENANCE	1,265,363	1,257,363	962,162	123,342	171,859	86.3 %
TOTAL PHYSICAL SERVICES	7,457,270	7,457,270	5,898,193	737,640	821,436	89.0 %
SANITATION						
REFUSE DISPOSAL	859,961	881,622	623,574	144,190	113,858	87.1 %
TOTAL SANITATION	859,961	881,622	623,574	144,190	113,858	87.1 %
HUMAN SERVICES						
CONTRIBUTORY GRANTS	32,577	32,577	32,577	-	-	100.0 %
YOUTH/FAMILY SERVICES	1,301,056	1,301,056	920,473	160,962	219,621	83.1 %
SENIOR & COMMUNITY SERVICES	1,630,871	1,630,871	1,245,405	156,109	229,357	85.9 %
TOTAL HUMAN SERVICES	2,964,504	2,964,504	2,198,455	317,071	448,979	84.9 %

TOWN OF GLASTONBURY
CURRENT YEAR EXPENDITURES BY DIVISION
FY 2020 Through April 30, 2020

5/1/2020
12:58:14PM

FUND 010 - GENERAL FUND

DESCRIPTION	2020 ORIGINAL BUDGET	2020 REVISED BUDGET	2020 THRU APRIL	2020 ENCUMB	AVAILABLE BALANCE	2020 % USED
LEISURE/CULTURE						
PARKS/RECREATION	3,942,912	3,954,047	2,945,609	519,678	488,761	87.6 %
WELLES TURNER LIBRARY	1,786,855	1,786,855	1,397,177	190,470	199,208	88.9 %
SOUTH GLASTONBURY LIBRARY	7,500	7,500	7,500	-	-	100.0 %
EAST GLASTONBURY LIBRARY	7,500	7,500	7,500	-	-	100.0 %
TOTAL LEISURE/CULTURE	5,744,767	5,755,902	4,357,785	710,148	687,968	88.0 %
OTHER:DEBT & TRANSFERS						
DEBT SERVICE	7,157,157	7,157,157	2,767,673	4,071,928	317,556	95.6 %
TRANSFERS	6,816,598	6,816,598	6,816,598	-	-	100.0 %
TOTAL OTHER:DEBT & TRANSFERS	13,973,755	13,973,755	9,584,271	4,071,928	317,556	97.7 %
EDUCATION						
EDUCATION	108,699,846	109,259,259	79,861,118	319	29,397,822	73.1 %
TOTAL EDUCATION	108,699,846	109,259,259	79,861,118	319	29,397,822	73.1 %
TOTAL GENERAL FUND	166,007,626	166,825,576	123,386,055	8,806,667	34,632,854	79.2 %

GLASTONBURY PUBLIC SCHOOLS

TO: Board of Education
Board of Finance
FROM: Alan B. Bookman, Superintendent
Karen Bonfiglio, Finance Manager
DATE: May 8, 2020
RE: Reconciliation
Education General Fund Total Expenditures &
Checking Accounts for All Programs

- 1) The Education and Town staff has agreed as to the total expenditures for the Education Budget, in concert with the Town's control totals.
The year to date General Fund expenditures through March 2020 are \$71,822,478.
- 2) Checking Account Reconciliations:

<u>ACCOUNT TITLE</u>	<u>Date Completed By Education</u>	<u>Date Reviewed By Town</u>
<u>General Fund:</u>		
Accounts Payable	04/08/2020	04/14/2020
Payroll	04/08/2020	04/14/2020
<u>Other Funds:</u>		
Educational Grants	04/08/2020	04/14/2020
Student Activities	04/22/2020	04/24/2020
School Foods	05/07/2020	05/08/2020
Dependent Care	04/17/2020	04/17/2020
Planetarium	04/22/2020	04/24/2020

cc: Narae McManus, Controller

Note: Reconciliation of checking accounts will generally follow a two month time frame after the applicable month for which the report is being prepared. We would suggest that we do not expect to complete reconciliations until that time. In completion of various accounting functions, administrative assignments will also stagger the work for those reconciliations.

TOWN OF GLASTONBURY

BOF 5/20/20
Item # 7

ADMINISTRATIVE SERVICES - Financial Administration

May 8, 2020

TO: Board of Finance
FROM: Julie Twilley, Director of Finance & Administrative Services
RE: Capital Projects Fund Expenditures Report
For the Period Ended April 30, 2020 (FY 2019/2020)

The funding presented on this statement has been authorized by referendum, the annual Capital Improvement Program and additional appropriations from the Capital Reserve Fund balance as noted below. The Capital Program designation includes funding resources of the Capital Reserve Fund, Sewer Assessments Fund, or Sewer Operating Fund and grants. In some cases, funding resources may also be provided from General Fund fund balance.

Current appropriated funding for all Capital projects as indicated on the April 30, 2020 report is **\$88.25m**.

Expenditures for current projects since inception through April 30, 2020 total **\$73.7m**. Encumbrances outstanding total **\$6.0m**. The most significant encumbrances are for Bridge Replacement/Rehabilitation (\$2.0m), GHS Kitchen Upgrades (\$1.4m), and the Multi-Use Trail (\$1.0m).

Capital expenditures through the month of April totaled **\$15.3m** and were for Land Acquisitions, Cider Mill Pump Station, Road Overlay, School HVAC/Boilers and other capital projects.

Attachment

Cc: Richard J. Johnson, Town Manager
Narae McManus, Controller
Karen Bonfiglio, Finance Manager, Board of Education

**TOWN OF GLASTONBURY
CAPITAL PROJECTS FUND
FY 2020 Through April 30, 2020**

Description	Revised Budget	Life Expenditures	2020 Exp through Now	2020 Encumbrances	Available Balance
FUND 301 - CAPITAL RESERVE PROJECTS					
General Government/Public Safety					
Academy Re-Use Phase One	2,221,238	2,219,672	-	-	1,566
Town Buildings Security	605,000	506,501	95,521	6,893	91,606
Disaster Prep/Recovery Resourc	884,000	883,866	19,118	-	134
Fire Co Renovations/Code Compl	420,000	187,878	143,832	70,133	161,989
Public Safety Communications	515,000	397,516	-	-	117,484
Police Lockers	305,000	303,806	236	-	1,194
Police Building Windows	202,500	63,071	55,739	133,973	5,456
Fiber Optic Network-School/Twn	1,117,000	1,116,058	5,975	-	942
Fire Apparatus	710,000	692,739	690,176	1,286	15,976
Land Acquisition	1,253,639	1,164,684	14,259	-	88,955
Town Facilities Shop/Storage	1,045,000	1,046,174	143,700	-	(1,174)
Property Revaluation	1,706,500	1,539,326	106,444	594	166,580
Townwide Boiler/HVAC Replaceme	557,323	556,812	-	-	511
Document Management System	460,000	263,092	4,798	48,373	148,535
Telephone System	175,000	173,630	-	-	1,370
Tn Hall Improvements	1,717,283	1,699,847	50,032	11,427	6,009
Townwide Roof Replacement	750,000	552,293	22,288	70,700	127,007
Clean Renewable Energy In	1,387,044	1,273,781	3,409	792	112,471
General Government/Public Safety Total	16,031,527	14,640,745	1,355,528	344,171	1,046,611
Physical Services/Sanitation					
Bulky Waste Scale	91,000	91,523	-	-	(523)
Dam Maintenance/Replacement	22,624	22,624	-	-	-
Dam Maintenance/Replacement	592,907	592,907	24,285	-	-
Bridge Replacement/Rehabil	5,150,000	2,872,039	133,815	1,968,904	309,057
Hebron Ave Trail Fencing	35,000	35,000	-	-	-
Douglas/Sycamore Str Alignment	210,000	28,811	2,162	1,089	180,100
Main Street Sidewalks Phase 3	965,000	37,019	2,798	4,788	923,193
Parking/Access Drive Improvmt	600,000	501,840	242,317	-	98,160
Hebron Avenue Resurfacing	1,276,806	1,058,808	51,564	48,459	169,539
Sidewalk Construction Townwide	100,011	861	861	-	99,150
Cedar Ridge Public Water	250,000	50,000	50,000	-	200,000
Sidewalk Repair and Maintenanc	175,000	174,808	174,808	-	192
Townwide Drainage Solutions	100,000	-	-	-	100,000
Old Maids Lane-Public Water	175,000	-	-	-	175,000
Road Overlay	1,429,992	1,168,311	1,168,311	-	261,681
Heavy Equipment	449,070	358,751	304,886	-	90,319
Glastonbury Blvd Paving	1,800,000	-	-	-	1,800,000
Traffic Calming	100,000	-	-	-	100,000
Renovation andSite Restoration	1,623,189	1,572,556	134,008	28,403	22,230
Town Center Traffic/Street Imp	2,125,000	2,118,814	37,952	-	6,186
Hebron Ave/House St Improvemen	1,975,000	1,515,716	110,359	236,763	222,521
Physical Services/Sanitation Total	19,245,598	12,200,388	2,438,125	2,288,405	4,756,805

**TOWN OF GLASTONBURY
CAPITAL PROJECTS FUND
FY 2020 Through April 30, 2020**

Description	Revised Budget	Life Expenditures	2020 Exp through Now	2020 Encumbrances	Available Balance
Culture/Parks & Recreation					
Aquatics Facility	125,000	109,396	-	3,500	12,104
Bikeways / Bikepaths	955,000	940,739	-	7,100	7,162
Minnechaug Golf Improvements	512,500	352,407	3,184	3,036	157,057
Library Exterior Renovations	94,624	-	-	-	94,624
Multi-Use Trail	1,228,000	37,806	37,806	993,409	196,785
Parks Facility Renov/Expansion	1,067,500	1,002,736	50,935	23,418	41,346
Riverfront Park Extension	803,973	777,023	-	-	26,950
Library Upgrade/Redesign	450,000	247,561	-	-	202,439
Library Windows	156,376	156,376	-	-	-
Salmon Bk PkStudy	-	-	-	-	-
Grange Pool	350,000	344,572	13,007	-	5,428
Tree Management	125,000	89,475	89,475	22,733	12,791
Cider Mill	80,000	39,926	275	-	40,074
Open Space Access	540,000	337,421	-	1,000	201,579
Winter Hill	100,000	99,400	2,074	600	-
Library Space Planning Study	39,485	39,485	-	-	-
Culture/Parks & Recreation Total	6,627,458	4,574,323	196,756	1,054,796	998,339
Education					
HVAC/Boilers	1,414,178	1,297,665	1,131,031	111,611	4,902
Energy Audit--All Schools	285,500	241,303	-	-	44,197
Carpet Replacement - Schools	309,859	297,270	-	-	12,589
GHS Fieldhouse	1,115,000	68,793	46	47,009	999,198
Gideon Wells Window Replmnt	1,723,842	1,687,509	-	-	36,333
Schools Air Conditioning	2,175,000	2,175,000	6,654	-	-
School Code Compliance	190,000	186,996	83,283	-	3,004
GHS Kitchen Upgrades	1,630,000	199,872	57,330	1,359,005	71,123
GHS Parking and Access Drives	365,000	365,616	131,329	-	(616)
School Roofs	50,000	14,788	9,900	3,600	31,612
School Communications	87,000	86,150	-	-	850
Education Total	9,345,379	6,620,963	1,419,573	1,521,225	1,203,192
GHS Renovation					
GHS Auditorium Acoustics	100,000	64,533	-	-	35,467
GHS Renovation Total	100,000	64,533	-	-	35,467
TOTAL CAPITAL RESERVE PROJECTS	51,349,962	38,100,951	5,409,982	5,208,597	8,040,414

**TOWN OF GLASTONBURY
CAPITAL PROJECTS FUND
FY 2020 Through April 30, 2020**

Description	Revised Budget	Life Expenditures	2020 Exp through Now	2020 Encumbrances	Available Balance
FUND 302 - SEWER SINKING PROJECTS					
Physical Service Sewer Sinking					
WPC Emergency Power	202,500	145,764	-	-	56,736
WPC Energy Conservation Prog	315,000	92,247	24,196	12,021	210,731
Cider Mill Pump Station	1,791,000	1,461,632	1,373,037	189,372	139,997
Physical Service Sewer Sinking Total	2,308,500	1,699,643	1,397,234	201,393	407,464
FUND 303 - LAND ACQUISITION					
Land / Open Space					
Land 2009	2,233,000	2,233,000	5,500	-	-
Land 2012	4,700,000	4,700,000	2,185,893	-	-
Land 2016	3,000,000	3,000,000	3,000,000	-	-
Land 2017	3,000,000	3,187,938	3,187,938	-	(187,938)
Land / Open Space Total	12,933,000	13,120,938	8,379,331	-	(187,938)
FUND 304 - TOWN AID					
Physical Service Connecticut Grant					
Town Aid Improved Rds	884,945	32,626	32,626	577,072	275,247
Town Aid Unimproved Rds	25,691	11,880	11,880	5,100	8,711
Physical Service Connecticut Grant Total	910,635	44,506	44,506	582,172	283,958
FUND 314 - RIVERFRONT PARK					
Riverfront Park - Phase I					
Administrative	147,738	147,737	-	-	1
Engineering	121,418	121,417	-	-	1
Machinery & Equipment	196,373	196,373	-	-	0
Construction	3,784,471	3,784,470	-	-	1
Contingency	-	-	-	-	-
Riverfront Park - Phase I Total	4,250,000	4,249,998	-	-	2
Riverfront Park - Phase II					
Administrative	18,000	17,962	-	-	38
Engineering	863,500	844,120	14,353	74	19,306
Machinery & Equipment	-	-	-	-	-
Construction	14,680,000	14,712,305	-	-	(32,305)
Contingency	48,500	30,833	30,503	-	17,668
Riverfront Park - Phase II Total	15,610,000	15,605,220	44,856	74	4,706
TOTAL RIVERFRONT PARK	19,860,000	19,855,218	44,856	74	4,708
FUND 316 - GATEWAY PROJECT					
Gateway Corporate Park					
Gateway Corp. Park	888,541	869,410	-	-	19,131
Gateway Corporate Park Total	888,541	869,410	-	-	19,131
GRAND TOTAL	88,250,638	73,690,666	15,275,908	5,992,235	8,567,738

TOWN OF GLASTONBURY

MEMORANDUM

DEPARTMENT OF ADMINISTRATIVE SERVICES

FINANCIAL ADMINISTRATION

TO: Board of Finance
Richard J. Johnson, Town Manager

FROM: Julie Twilley, Director of Finance & Administrative Services

DATE: May 7, 2020

SUBJECT: Self Insurance Reserve Update April 2020

The attached report summarizes the Self Insurance Reserve fund through April 30, 2020. The total reserve is \$7,260,580 allocated \$283,396 and \$6,977,184 between Town and Board of Education, respectively. As of April the fund is experiencing a \$434,395 gain for the fiscal year.

There are 58 large loss claims which are defined as any claims that exceed \$50,000. BOE has 44 while the Town has 14 large loss claims. There are seven, four for BOE and three for the Town that have exceeded the individual Stop Loss limit. The Individual Stop Loss limit is \$200,000 for BOE and \$150,000 for the Town.

Enc.

cc: Dr. Alan Bookman, Superintendent
Karen Bonfiglio, Business Manager
Rose Brown, Human Resources Manager

SELF INSURANCE RESERVE FUND

YTD Balances As of: April 30, 2020

	<u>Town</u>	<u>Education</u>	<u>Total</u>
Contributions			
Employer	3,330,774	\$11,819,718	\$15,150,493
Employee	1,122,503	2,233,257	3,355,760
Stop Loss Reimbursement	610,271	1,143,531	1,753,803
Total Revenues	\$5,063,548	\$15,196,507	\$20,260,055
Expenditures			
Anthem			
ASO Fees	\$21,162	\$117,676	\$138,838
Claims	897,162	10,130,611	11,027,772
	\$918,324	\$10,248,287	\$11,166,611
CTCare			
ASO Fees	\$102,812	\$144,443	\$247,254
Claims	3,260,679	3,190,680	6,451,360
	\$3,363,491	\$3,335,123	\$6,698,614
Delta Dental			
ASO Fees	\$13,235	-	\$13,235
Claims	168,135	-	168,135
	\$181,370	-	\$181,370
Bank Fees/PCORI Fee	\$1,250	\$3,964	\$5,214
CT Prime	398,021	1,285,830	\$1,683,851
OneDigital Consultant Fees	18,000	72,000	90,000
	\$417,272	\$1,361,794	\$1,779,066
Total Expenditures	\$4,880,456	\$14,945,204	\$19,825,660
Current Year Revenues Less Expenses	\$183,092	\$251,303	\$434,395
Reserve July 1, 2019	\$100,304	\$6,725,881	\$6,826,185
Reserve at end of month	\$283,396	\$6,977,184	\$7,260,580

	Town		BOE		Total
Reserve at end of month	\$ 283,396	\$	6,977,184	\$	7,260,580
Recommended Minimum Reserve	\$ 1,391,914	\$	4,262,464	\$	5,654,378
Variance Over/(Under) Reserved	\$ (1,108,518)	\$	2,714,720	\$	1,606,202

TOWN OF GLASTONBURY TRANSFER OF FUNDS

FUND	GENERAL FUND
SOURCE OF FUNDS	WITHIN DEPARTMENT
ACTION REQUIRED	TOWN MANAGER

REASON FOR TRANSFER

Replacement of computer for Emergency Management is consistent with Information Technology's replacement schedule. Funds are available due to a vacancy of a part-time Emergency Management Position.

TRANSFER FROM	ACCOUNT CODE	AMOUNT
Wages Part-time	02041-40430	\$1,400

TRANSFER TO	ACCOUNT CODE	AMOUNT
Office Equip/Furniture	02041-44710	\$1,400

Date 5-14-2020

Town Manager 

TOWN OF GLASTONBURY TRANSFER OF FUNDS

FUND	General Fund
SOURCE OF FUNDS	General Fund – Unassigned Fund Balance
ACTION REQUIRED	Capital Outlay – Town Manager

REASON FOR TRANSFER

The Town is awarded a \$150,000± grant per the Public Educational and Governmental Programming and Educational Technology Investment Account (PEGPETIA) Grant. This grant assistance will fund updates to public access equipment to include transition from analog to digital, servers, cameras, controllers, mixer, character generator and related equipment. This involves the control center and cameras systems serving the Council Chambers (Meeting Room A 2± years old). Grant monies are expected to offset all project costs.


Since the grant is funded on a reimbursable basis, a \$150,000 appropriation and transfer is required to be fully offset by grant monies when the project is complete. A \$150,000 transfer from the General Fund-Unassigned Fund Balance to Capital Outlay-Town Manager is proposed.

TRANSFER FROM	ACCOUNT CODE	AMOUNT
General Fund – Unassigned Fund Balance	00100-09241	\$150,000.00

TRANSFER TO	ACCOUNT CODE	AMOUNT
Capital Outlay – Town Manager	01113-44730	\$150,000.00

9-30-2020

Date



Town Manager

Date

Board of Finance

Date

Town Council

MEMORANDUM

BOF 5/20/20
Item # 11

TO: Richard J. Johnson, Town Manager
FROM: Denise Talbot, Revenue Collector
DATE: May 1, 2020
SUBJECT: Suspense List - \$146,279.29

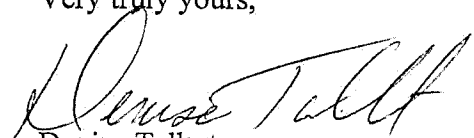
I hereby certify that to the best of my knowledge and belief that each tax on the enclosed pages have not been paid for various reasons and should be transferred to the Suspense Book.

The reason for the transfer is to comply with State Statute 12-165, Municipal Suspense Tax Book that items not collected should be placed in Suspense.

It is important to note that every reasonable effort will be made to collect these back taxes in full.

With your permission, and that of the Town Council, I would like to transfer these items to Suspense.

Very truly yours,


Denise Talbot
Revenue Collector

ACTION TAKEN BY BOARD OF FINANCE AND TOWN COUNCIL

To: Denise Talbot, Revenue Collector, Town of Glastonbury

A detailed examination has been made of the attached statements, recommending the transfer of certain uncollected taxes to the Suspense Tax Book. The taxes listed in the attached statements are believed to be uncollectible and pursuant to Section 12-165 of the General Statutes, authority is hereby given you to transfer such taxes, in accordance with law, to the Suspense Tax Book

By _____
Board of Finance Dated

By _____
Town Council Dated

May 1, 2020

SUSPENSE LIST RECAP

OCTOBER 1, 2017	PERSONAL PROPERTY 79 Accounts	\$43,510.10
OCTOBER 1, 2017	MOTOR VEHICLE 320 Accounts	\$78,070.51
OCTOBER 1, 2017	SUPPLEMENTAL MV 154 Accounts	\$24,698.68
	553 = TOTAL	\$146,279.29

Post Suspense Report

TOWN OF GLASTONBURY Date: 05/01/2020 Time: 08:03:09
 Condition (s): Year: 2018, Type: 02 - PP, Order: Bill Number, Total Only: No, Recap by Dist: No

Bill #	Dst Name	Code	Reason	Date	Town Due/Susp	Dist Due/Susp	Sewer Due/Susp	Total
2017-02-0200002	166 WINDSOR AVE LLC	40	UNCOLLECTIBLE	05/01/2020	511.20			
2017-02-0200021	ABM CONSULTING LLC	40	UNCOLLECTIBLE	05/01/2020	4.09			
2017-02-0200024	ACCELERATED FITNESS SOLUTIONS LLC	40	UNCOLLECTIBLE	05/01/2020	720.00			
2017-02-0200088	AM MANUFACTURING LLC	40	UNCOLLECTIBLE	05/01/2020	271.44			
2017-02-0200138	ARKAI STONE & HOME IMPROVEMENT LLC	40	UNCOLLECTIBLE	05/01/2020	1,260.00			
2017-02-0200147	ARTISANS BOUTIQUE LLC	40	UNCOLLECTIBLE	05/01/2020	180.00			
2017-02-0200154	ASSUNTO INC	40	UNCOLLECTIBLE	05/01/2020	18.60			
2017-02-0200173	AZORIAN LLC	40	UNCOLLECTIBLE	05/01/2020	180.00			
2017-02-0200176	BACKBEAT CITY LLC	40	UNCOLLECTIBLE	05/01/2020	142.92			
2017-02-0200197	BARONCINI EDWARD JR	40	UNCOLLECTIBLE	05/01/2020	168.48			
2017-02-0200216	BELL JOHNATHAN	40	UNCOLLECTIBLE	05/01/2020	360.00			
2017-02-0200243	BICKFORD JOHN	40	UNCOLLECTIBLE	05/01/2020	450.00			
2017-02-0200297	BURKETT JENNIFER P	40	UNCOLLECTIBLE	05/01/2020	450.00			
2017-02-0200349	CECHINI JOHN D	40	UNCOLLECTIBLE	05/01/2020	270.00			
2017-02-0200392	CHOPPE SHOPPE SALON & BARBER GLAST LLC	40	UNCOLLECTIBLE	05/01/2020	450.00			
2017-02-0200482	CONNELLY JO-ANN	40	UNCOLLECTIBLE	05/01/2020	360.00			
2017-02-0200494	CONTOS BUILDING CONTRACTORS INC	40	UNCOLLECTIBLE	05/01/2020	1,080.00			
2017-02-0200505	COTTON WAYNE DO	40	UNCOLLECTIBLE	05/01/2020	720.00			
2017-02-0200523	CRYSTAL 108 LLC	40	UNCOLLECTIBLE	05/01/2020	85.32			
2017-02-0200553	DALLES LLC	40	UNCOLLECTIBLE	05/01/2020	2,160.00			
2017-02-0200616	DONDERO LAWN CARE & LANDSCAPING LLC	40	UNCOLLECTIBLE	05/01/2020	1,401.12			
2017-02-0200621	DOWN TO EARTH TEA AND COFFEE HOUSE LLC	40	UNCOLLECTIBLE	05/01/2020	1,620.00			
2017-02-0200691	ESPIRITO SANTO NEIL C	40	UNCOLLECTIBLE	05/01/2020	579.24			
2017-02-0200695	EVENT CONNOISSEUR LLC	40	UNCOLLECTIBLE	05/01/2020	270.00			
2017-02-0200700	EXCLUSIVELY HONEYMOONS LLC	40	UNCOLLECTIBLE	05/01/2020	270.00			
2017-02-0200750	FOLEY INSURANCE GROUP	40	UNCOLLECTIBLE	05/01/2020	212.76			
2017-02-0200751	FONGSAMOUTH JASON	40	UNCOLLECTIBLE	05/01/2020	311.04			
2017-02-0200753	FOR THE PETS LLC	40	UNCOLLECTIBLE	05/01/2020	496.08			
2017-02-0200783	G-WIZ LLC	40	UNCOLLECTIBLE	05/01/2020	360.00			
2017-02-0200847	GLASTONBURY GEAR LLC	40	UNCOLLECTIBLE	05/01/2020	180.00			
2017-02-0200854	GLASTONBURY MODULAR HOMES LLC	40	UNCOLLECTIBLE	05/01/2020	450.00			
2017-02-0200863	GLASTONBURY RESTAURANT GROUP LLC	40	UNCOLLECTIBLE	05/01/2020	3,736.44			
2017-02-0200887	GRACE BUILDERS LLC	40	UNCOLLECTIBLE	05/01/2020	720.00			
2017-02-0200903	GREYSTONE FINANCIAL SERVICES LLC	40	UNCOLLECTIBLE	05/01/2020	450.00			
2017-02-0200939	HANSON TIMOTHY	40	UNCOLLECTIBLE	05/01/2020	180.00			
2017-02-0200942	HARRIGAN JARRETT	40	UNCOLLECTIBLE	05/01/2020	180.00			
2017-02-0200963	HEADS UP LLC	40	UNCOLLECTIBLE	05/01/2020	540.00			
2017-02-0200970	HEALTHY SOLUTIONS A COUNSELING SRVC LLC	40	UNCOLLECTIBLE	05/01/2020	123.48			
2017-02-0201022	HOWLETT ROBERT A DBA	40	UNCOLLECTIBLE	05/01/2020	720.00			
2017-02-0201044	IMAGING NETWORK LLC	40	UNCOLLECTIBLE	05/01/2020	90.00			
2017-02-0201097	JG SOLUTIONS INC	40	UNCOLLECTIBLE	05/01/2020	450.00			
2017-02-0201113	JR FINANCIAL SERVICES LLC	40	UNCOLLECTIBLE	05/01/2020	360.00			
2017-02-0201114	JR LENDING LLC	40	UNCOLLECTIBLE	05/01/2020	180.00			
2017-02-0201141	KENNEDY BRENDAN J	40	UNCOLLECTIBLE	05/01/2020	540.00			
2017-02-0201169	KRONK DREW LCSW	40	UNCOLLECTIBLE	05/01/2020	270.00			
2017-02-0201183	LANDSCAPE SOLUTIONS OF CONNECTICUT INC	40	UNCOLLECTIBLE	05/01/2020	5,400.00			
2017-02-0201188	LASZCZKA MAJA A	40	UNCOLLECTIBLE	05/01/2020	360.00			
2017-02-0201193	LAW OFFICES OF ANISSA M KLAPPROTH LLC	40	UNCOLLECTIBLE	05/01/2020	180.00			
2017-02-0201212	LENOVO FINANCIAL SERVICES	40	UNCOLLECTIBLE	05/01/2020	450.00			
2017-02-0201244	LOCASTO TINA A	40	UNCOLLECTIBLE	05/01/2020	540.00			
2017-02-0201263	M SQUARED INTERNATIONAL LLC	40	UNCOLLECTIBLE	05/01/2020	28.35			
2017-02-0201288	MANN DAVID	40	UNCOLLECTIBLE	05/01/2020	1,800.00			

Post Suspense Report

TOWN OF GLASTONBURY Date: 05/01/2020 Time: 08:03:09
 Condition (s): Year: 2018, Type: 02 - PP, Order: Bill Number, Total Only: No, Recap by Dist: No

Bill #	Dst Name	Code	Reason	Date	Town Due/SuspDist	Due/SuspSewer	Due/Susp	Total
2017-02-0201313	MCCALL CONSTRUCTION	40	UNCOLLECTIBLE	05/01/2020				51.48
2017-02-0201318	MCHENRY DARCI	40	UNCOLLECTIBLE	05/01/2020				355.65
2017-02-0201326	MCMAHON WEALTH MANAGEMENT LLC	40	UNCOLLECTIBLE	05/01/2020				94.68
2017-02-0201350	MERRITT MATHEW	40	UNCOLLECTIBLE	05/01/2020				180.00
2017-02-0201364	MILLS FENCE INC	40	UNCOLLECTIBLE	05/01/2020				1,080.00
2017-02-0201394	MORTGAGE MASTER INC	40	UNCOLLECTIBLE	05/01/2020				540.00
2017-02-0201483	NUTRITION BY DINA LLC	40	UNCOLLECTIBLE	05/01/2020				1,692.36
2017-02-0201539	PARASCO & BARRETT LLC	40	UNCOLLECTIBLE	05/01/2020				900.00
2017-02-0201551	PAUL BROCK TRUCKING	40	UNCOLLECTIBLE	05/01/2020				720.00
2017-02-0201554	PAYROLL CENTER LLC	40	UNCOLLECTIBLE	05/01/2020				900.00
2017-02-0201572	PETERSON DENISE R	40	UNCOLLECTIBLE	05/01/2020				5.46
2017-02-0201574	PETRUZZI DAVID P	40	UNCOLLECTIBLE	05/01/2020				720.00
2017-02-0201605	POLISH AMERICAN EMPLOYMENT AGENCY	40	UNCOLLECTIBLE	05/01/2020				5.04
2017-02-0201625	PREVITI BROS & SONS INC	40	UNCOLLECTIBLE	05/01/2020				307.80
2017-02-0201650	PROJECT PROS LLC	40	UNCOLLECTIBLE	05/01/2020				540.00
2017-02-0201683	R SYSTEMS INTERNATIONAL	40	UNCOLLECTIBLE	05/01/2020				360.00
2017-02-0201715	RELIANCE GLOBALCOM SERVICES INC	40	UNCOLLECTIBLE	05/01/2020				31.68
2017-02-0201784	SALVATORE ROCCO	40	UNCOLLECTIBLE	05/01/2020				16.59
2017-02-0201941	SUN LIGHT LLC	40	UNCOLLECTIBLE	05/01/2020				270.00
2017-02-0201952	SUTTON REALTY GROUP LLC	40	UNCOLLECTIBLE	05/01/2020				76.68
2017-02-0201989	TENDER LIVING CARE INC	40	UNCOLLECTIBLE	05/01/2020				89.60
2017-02-0202075	VC MANAGEMENT INC	40	UNCOLLECTIBLE	05/01/2020				2.00
2017-02-0202098	VISIONARY LEARNING 4 KIDS LLC	40	UNCOLLECTIBLE	05/01/2020				270.00
2017-02-0202105	W2DESIGNS LLC	40	UNCOLLECTIBLE	05/01/2020				270.00
2017-02-0202128	WEDDINGS DIVERSIFIED LLC	40	UNCOLLECTIBLE	05/01/2020				270.00
2017-02-0202176	WYNNE LAW GROUP LLC	40	UNCOLLECTIBLE	05/01/2020				200.52
2017-02-0202189	DARBAR LLC	40	UNCOLLECTIBLE	05/01/2020				270.00
PERSONAL PROPERTY	# Of Acct: 79							43,510.10
YR : 2017	TOTAL : 79							43,510.10
Grand Total: 79								43,510.10

Post Suspend Report

TOWN OF GLASTONBURY Date: 05/01/2020 Time: 08:14:08

Page: 1

Condition (s): Year: 2018, Type: 03 - MV, Order: Bill Number, Total Only: No, Recap by Dist: No

Bill #	Dst Name	Code	Reason	Date	Town Due/SuspDist	Due/SuspSewer	Due/Susp	Total
2017-03-0500514	AHEARN CHRISTOPHER J	40	UNCOLLECTIBLE	05/01/2020		95.76		
2017-03-0500613	ALDERUCCI MARC A	40	UNCOLLECTIBLE	05/01/2020	1,092.60			
2017-03-0500614	ALDERUCCI MARC A	40	UNCOLLECTIBLE	05/01/2020	1,566.72			
2017-03-0500625	ALEXANDER ELVIS D	40	UNCOLLECTIBLE	05/01/2020	90.72			
2017-03-0500714	ALLEN SUZANNE M	40	UNCOLLECTIBLE	05/01/2020	54.36			
2017-03-0500726	ALMOND MATTHEW N	40	UNCOLLECTIBLE	05/01/2020	92.16			
2017-03-0500950	ANDERSON KAI M	40	UNCOLLECTIBLE	05/01/2020	908.78			
2017-03-0501039	ANGELLINO GLORIA D	40	UNCOLLECTIBLE	05/01/2020	109.08			
2017-03-0501109	APEX INDUSTRIAL SERVICES LLC	40	UNCOLLECTIBLE	05/01/2020	127.08			
2017-03-0501110	APEX INDUSTRIAL SERVICES LLC	40	UNCOLLECTIBLE	05/01/2020	960.12			
2017-03-0501111	APEX INDUSTRIAL SERVICES LLC	40	UNCOLLECTIBLE	05/01/2020	116.28			
2017-03-0501112	APEX INDUSTRIAL SERVICES LLC	40	UNCOLLECTIBLE	05/01/2020	946.80			
2017-03-0501113	APEX INDUSTRIAL SERVICES LLC	40	UNCOLLECTIBLE	05/01/2020	637.56			
2017-03-0501114	APEX INDUSTRIAL SERVICES LLC	40	UNCOLLECTIBLE	05/01/2020	280.44			
2017-03-0501115	APEX INDUSTRIAL SERVICES LLC	40	UNCOLLECTIBLE	05/01/2020	711.36			
2017-03-0501139	ARANZADI ALVARO	40	UNCOLLECTIBLE	05/01/2020	23.26			
2017-03-0501257	ARKAI STONE AND HOME IMPROVEMENT LLC	40	UNCOLLECTIBLE	05/01/2020	33.12			
2017-03-0501258	ARKAI STONE AND HOME IMPROVEMENT LLC	40	UNCOLLECTIBLE	05/01/2020	637.56			
2017-03-0501263	ARMANDO KODY R	40	UNCOLLECTIBLE	05/01/2020	233.28			
2017-03-0501491	AVILES JESUS M	40	UNCOLLECTIBLE	05/01/2020	78.84			
2017-03-0501496	AVILES RUDYS G	40	UNCOLLECTIBLE	05/01/2020	290.52			
2017-03-0501566	BABINEAU-BROWN STACY	40	UNCOLLECTIBLE	05/01/2020	131.04			
2017-03-0501567	BABINEAU-BROWN STACY	40	UNCOLLECTIBLE	05/01/2020	63.72			
2017-03-0501576	BACKBEAT CITY LLC	40	UNCOLLECTIBLE	05/01/2020	145.08			
2017-03-0501621	BAGOT JOHN J JR	40	UNCOLLECTIBLE	05/01/2020	224.28			
2017-03-0502057	BEACH RICHARD E	40	UNCOLLECTIBLE	05/01/2020	69.48			
2017-03-0502058	BEACH RICHARD E	40	UNCOLLECTIBLE	05/01/2020	165.60			
2017-03-0502059	BEACH RICHARD E	40	UNCOLLECTIBLE	05/01/2020	434.88			
2017-03-0502179	BEDNAR JOSHUA A	40	UNCOLLECTIBLE	05/01/2020	296.28			
2017-03-0502288	BELLA ISADORA	40	UNCOLLECTIBLE	05/01/2020	362.16			
2017-03-0502497	BERLET BROOKE E	40	UNCOLLECTIBLE	05/01/2020	213.48			
2017-03-0502499	BERMAN ADRIENNE A	40	UNCOLLECTIBLE	05/01/2020	128.52			
2017-03-0502583	BEWRY NICKEISHA A	40	UNCOLLECTIBLE	05/01/2020	398.88			
2017-03-0503011	BOISVERT BLANCHE O	40	UNCOLLECTIBLE	05/01/2020	68.04			
2017-03-0503191	BOUCHER MARC J	40	UNCOLLECTIBLE	05/01/2020	80.86			
2017-03-0503205	BOURBEAU MAURICE	40	UNCOLLECTIBLE	05/01/2020	79.56			
2017-03-0503253	BOYCE CHARLES J JR	40	UNCOLLECTIBLE	05/01/2020	192.96			
2017-03-0503317	BRAHMBHATT RUSHIT A	40	UNCOLLECTIBLE	05/01/2020	153.72			
2017-03-0503654	BROWN KELLYANN S	40	UNCOLLECTIBLE	05/01/2020	114.12			
2017-03-0503655	BROWN KENNETH L	40	UNCOLLECTIBLE	05/01/2020	154.44			
2017-03-0503680	BROWN STREET APARTMENTS LLC	40	UNCOLLECTIBLE	05/01/2020	891.36			
2017-03-0503762	BRYANT ELAINE M	40	UNCOLLECTIBLE	05/01/2020	194.04			
2017-03-0503799	BUCKINGHAM JAMES S	40	UNCOLLECTIBLE	05/01/2020	189.00			
2017-03-0503911	BURNELL ALEENA M	40	UNCOLLECTIBLE	05/01/2020	110.16			
2017-03-0504004	BUTTON LAURA H	40	UNCOLLECTIBLE	05/01/2020	198.36			
2017-03-0504367	CANE KLEADA	40	UNCOLLECTIBLE	05/01/2020	572.76			
2017-03-0504550	CARLSON ERIC M	40	UNCOLLECTIBLE	05/01/2020	69.12			
2017-03-0504551	CARLSON ERIC M	40	UNCOLLECTIBLE	05/01/2020	113.40			
2017-03-0504600	CAROLA TRACEY A	40	UNCOLLECTIBLE	05/01/2020	131.04			
2017-03-0504709	CARUSO SUZANNE M	40	UNCOLLECTIBLE	05/01/2020	183.96			
2017-03-0504710	CARUSO SUZANNE M	40	UNCOLLECTIBLE	05/01/2020	84.60			
2017-03-0504786	CASSERINO MARK A	40	UNCOLLECTIBLE	05/01/2020	105.12			

Post Suspense Report

TOWN OF GLASTONBURY Date: 05/01/2020 Time: 08:14:08
 Condition (s): Year: 2018, Type: 03 - MV, Order: Bill Number, Total Only: No, Recap by Dist: No

Bill #	Dst Name	Code	Reason	Date	Town Due/Susp	Dist Due/Susp	Sewer Due/Susp	Total
2017-03-0505047	CHALE EVETTE G	40	UNCOLLECTIBLE	05/01/2020	196.56			
2017-03-0505115	CHAPMAN WENDI K	40	UNCOLLECTIBLE	05/01/2020	889.56			
2017-03-0505169	CHECO JUAN E	40	UNCOLLECTIBLE	05/01/2020	89.64			
2017-03-0505222	CHEVRETTELUOND BRIANNA N	40	UNCOLLECTIBLE	05/01/2020	307.44			
2017-03-0505645	COCCO JEFFREY T	40	UNCOLLECTIBLE	05/01/2020	257.04			
2017-03-0505684	COFIELD-RIVERA CURTISSASOLANA F	40	UNCOLLECTIBLE	05/01/2020	70.56			
2017-03-0505685	COFIELD-RIVERA CURTISSASOLANA F	40	UNCOLLECTIBLE	05/01/2020	113.40			
2017-03-0505748	COHEN MITCHELL A	40	UNCOLLECTIBLE	05/01/2020	119.88			
2017-03-0505771	COLAIACOVO DOMINIKA M	40	UNCOLLECTIBLE	05/01/2020	434.88			
2017-03-0505828	COLLAZO AXEL	40	UNCOLLECTIBLE	05/01/2020	321.48			
2017-03-0505902	COLSON IAN W	40	UNCOLLECTIBLE	05/01/2020	117.72			
2017-03-0505982	CONNECTICUT PATIO LLC	40	UNCOLLECTIBLE	05/01/2020	110.88			
2017-03-0506260	CORMIER DENNIS M	40	UNCOLLECTIBLE	05/01/2020	18.00			
2017-03-0506353	COTTO JAVIER	40	UNCOLLECTIBLE	05/01/2020	135.36			
2017-03-0506510	CRONIN JEREMIAH J JR	40	UNCOLLECTIBLE	05/01/2020	145.44			
2017-03-0506654	CUNNINGHAM THERESA M	40	UNCOLLECTIBLE	05/01/2020	18.00			
2017-03-0506655	CUNNINGHAM THERESA M	40	UNCOLLECTIBLE	05/01/2020	180.36			
2017-03-0506833	DAIGNEAULT JEROME P	40	UNCOLLECTIBLE	05/01/2020	76.32			
2017-03-0506834	DAIGNEAULT JEROME P	40	UNCOLLECTIBLE	05/01/2020	189.00			
2017-03-0506966	DALMATIAN DINING LLC	40	UNCOLLECTIBLE	05/01/2020	64.91			
2017-03-0507009	DAME KARLEE A	40	UNCOLLECTIBLE	05/01/2020	159.48			
2017-03-0507117	DAVIS ALAYSIAH M	40	UNCOLLECTIBLE	05/01/2020	95.04			
2017-03-0507257	DECAROLIS SUSAN L	40	UNCOLLECTIBLE	05/01/2020	4.10			
2017-03-0507268	DECOLA ARIELLE	40	UNCOLLECTIBLE	05/01/2020	335.16			
2017-03-0507316	DEGRAFT-JOHNSON EFUA G	40	UNCOLLECTIBLE	05/01/2020	471.24			
2017-03-0507366	DELATORE MARGARET G	40	UNCOLLECTIBLE	05/01/2020	336.60			
2017-03-0507423	DELUCIA ANTHONY F	40	UNCOLLECTIBLE	05/01/2020	399.49			
2017-03-0507424	DELUCIA ANTHONY F	40	UNCOLLECTIBLE	05/01/2020	101.32			
2017-03-0507425	DELUCIA ANTHONY F	40	UNCOLLECTIBLE	05/01/2020	221.40			
2017-03-0507487	DEPALMER JOSEPH T	40	UNCOLLECTIBLE	05/01/2020	191.52			
2017-03-0507608	DEVALLE ATANACIO	40	UNCOLLECTIBLE	05/01/2020	380.52			
2017-03-0507778	DIMARCO JEFFREY A	40	UNCOLLECTIBLE	05/01/2020	413.80			
2017-03-0508162	DOWNEY ANNA M	40	UNCOLLECTIBLE	05/01/2020	78.84			
2017-03-0508741	ECCLESTON CLIFFORD H	40	UNCOLLECTIBLE	05/01/2020	57.96			
2017-03-0508966	ENRIGHT SCOTT R	40	UNCOLLECTIBLE	05/01/2020	18.00			
2017-03-0509052	ESPINOZA TEODOMIRO O	40	UNCOLLECTIBLE	05/01/2020	134.28			
2017-03-0509053	ESPINOZA TEODOMIRO O	40	UNCOLLECTIBLE	05/01/2020	286.20			
2017-03-0509274	FARRELLY HALINA	40	UNCOLLECTIBLE	05/01/2020	145.40			
2017-03-0509355	FEDORAS JAMES E	40	UNCOLLECTIBLE	05/01/2020	492.12			
2017-03-0509408	FELLOWS RYAN J	40	UNCOLLECTIBLE	05/01/2020	1,161.00			
2017-03-0509428	FERNANDES MICHAEL A	40	UNCOLLECTIBLE	05/01/2020	329.47			
2017-03-0509686	FINOCHE CHARLES B	40	UNCOLLECTIBLE	05/01/2020	145.44			
2017-03-0509812	FLANAGAN BRUCE E	40	UNCOLLECTIBLE	05/01/2020	14.40			
2017-03-0509813	FLANAGAN BRUCE E	40	UNCOLLECTIBLE	05/01/2020	499.68			
2017-03-0509830	FLANNERY JAMES M	40	UNCOLLECTIBLE	05/01/2020	866.88			
2017-03-0509831	FLANNERY JAMES M	40	UNCOLLECTIBLE	05/01/2020	108.00			
2017-03-0509886	FLOYD RONALD K	40	UNCOLLECTIBLE	05/01/2020	292.32			
2017-03-0509887	FLOYD RONALD K	40	UNCOLLECTIBLE	05/01/2020	274.68			
2017-03-0509929	FOLEY GARVEY	40	UNCOLLECTIBLE	05/01/2020	681.84			
2017-03-0509945	FONTAINE JACQUELINE R	40	UNCOLLECTIBLE	05/01/2020	83.16			
2017-03-0509953	FOOHEY CHRISTOPHER A	40	UNCOLLECTIBLE	05/01/2020	54.72			
2017-03-0509954	FOOHEY CHRISTOPHER A	40	UNCOLLECTIBLE	05/01/2020	118.80			

Post Suspend Report

TOWN OF GLASTONBURY Date: 05/01/2020 Time: 08:14:08

Condition (s): Year: 2018, Type: 03 - MV, Order: Bill Number, Total Only: No, Recap by Dist: No

Bill #	Dst Name	Code	Reason	Date	Town Due/SuspDist	Due/SuspSewer	Due/Susp	Total
2017-03-0509955	FOOHEY CHRISTOPHER A	40	UNCOLLECTIBLE	05/01/2020	594.00			
2017-03-0509979	FORD MEGHAN B	40	UNCOLLECTIBLE	05/01/2020	126.00			
2017-03-0509980	FORD MICHAEL J	40	UNCOLLECTIBLE	05/01/2020	18.00			
2017-03-0509981	FORD MICHAEL J	40	UNCOLLECTIBLE	05/01/2020	93.60			
2017-03-0509982	FORD MICHAEL J	40	UNCOLLECTIBLE	05/01/2020	18.00			
2017-03-0510011	FORNATORA THOMAS E	40	UNCOLLECTIBLE	05/01/2020	359.64			
2017-03-0510012	FORNATORA THOMAS E	40	UNCOLLECTIBLE	05/01/2020	182.88			
2017-03-0510074	FOSTER STEVEN J	40	UNCOLLECTIBLE	05/01/2020	556.20			
2017-03-0510302	FROST BREANNA M	40	UNCOLLECTIBLE	05/01/2020	66.41			
2017-03-0510319	FULCHER CHARLES R	40	UNCOLLECTIBLE	05/01/2020	203.04			
2017-03-0510387	GABRIEL WENDY J	40	UNCOLLECTIBLE	05/01/2020	126.69			
2017-03-0510452	GAINES ERIC L	40	UNCOLLECTIBLE	05/01/2020	96.48			
2017-03-0510453	GAINES ERIC L	40	UNCOLLECTIBLE	05/01/2020	19.08			
2017-03-0510542	GAMERO PAUBLO	40	UNCOLLECTIBLE	05/01/2020	336.60			
2017-03-0510654	GARRISON ANNALEAH	40	UNCOLLECTIBLE	05/01/2020	656.64			
2017-03-0510702	GATICA GONZALO F	40	UNCOLLECTIBLE	05/01/2020	90.72			
2017-03-0510703	GATICA GONZALO F	40	UNCOLLECTIBLE	05/01/2020	120.24			
2017-03-0510902	GENOVESIO BRIAN D	40	UNCOLLECTIBLE	05/01/2020	140.04			
2017-03-0511042	GIBSON JASON D	40	UNCOLLECTIBLE	05/01/2020	247.68			
2017-03-0511043	GIBSON JASON D	40	UNCOLLECTIBLE	05/01/2020	560.88			
2017-03-0511218	GIVEN WENDY L	40	UNCOLLECTIBLE	05/01/2020	84.96			
2017-03-0511257	GLASTONBURY FIREPLACE GALLERY LLC	40	UNCOLLECTIBLE	05/01/2020	155.52			
2017-03-0511605	GOULART JOSH M	40	UNCOLLECTIBLE	05/01/2020	63.72			
2017-03-0511639	GRACE KEVIN M	40	UNCOLLECTIBLE	05/01/2020	318.93			
2017-03-0511724	GRAY DERMONT D JR	40	UNCOLLECTIBLE	05/01/2020	172.80			
2017-03-0511824	GRIECO NEAL P	40	UNCOLLECTIBLE	05/01/2020	61.20			
2017-03-0511858	GRILLO ELIZABETH F	40	UNCOLLECTIBLE	05/01/2020	178.20			
2017-03-0511889	GROSE JULIE E	40	UNCOLLECTIBLE	05/01/2020	539.28			
2017-03-0512036	GUMMOE BECKY	40	UNCOLLECTIBLE	05/01/2020	107.64			
2017-03-0512301	HAMMOND JAMES J	40	UNCOLLECTIBLE	05/01/2020	315.72			
2017-03-0512397	HARISH-LANDRY JASON M	40	UNCOLLECTIBLE	05/01/2020	104.76			
2017-03-0512436	HARRINGTON MATTHEW J	40	UNCOLLECTIBLE	05/01/2020	115.20			
2017-03-0512570	HARUNA TAJUDEEN I	40	UNCOLLECTIBLE	05/01/2020	113.40			
2017-03-0512659	HAVERLY ROBERT B	40	UNCOLLECTIBLE	05/01/2020	234.72			
2017-03-0512678	HAYDASZ DEREK C	40	UNCOLLECTIBLE	05/01/2020	344.16			
2017-03-0512715	HAYNER JENNIFER A	40	UNCOLLECTIBLE	05/01/2020	233.28			
2017-03-0512852	HENNESSEY KEVIN M	40	UNCOLLECTIBLE	05/01/2020	147.96			
2017-03-0512853	HENNESSEY KEVIN M	40	UNCOLLECTIBLE	05/01/2020	2,091.60			
2017-03-0512854	HENNESSEY KEVIN M	40	UNCOLLECTIBLE	05/01/2020	1,599.12			
2017-03-0512869	HENRY KATHRYN A	40	UNCOLLECTIBLE	05/01/2020	155.16			
2017-03-0512924	HEROLD KRISTINE W	40	UNCOLLECTIBLE	05/01/2020	291.24			
2017-03-0512980	HETHERINGTON LETITIA G	40	UNCOLLECTIBLE	05/01/2020	95.04			
2017-03-0513080	HILL KAREN F	40	UNCOLLECTIBLE	05/01/2020	100.80			
2017-03-0513813	HOWARD ROBERT N	40	UNCOLLECTIBLE	05/01/2020	152.64			
2017-03-0514131	IKRAM SHAROON	40	UNCOLLECTIBLE	05/01/2020	98.75			
2017-03-0514190	IRIZARRY IRVIN A	40	UNCOLLECTIBLE	05/01/2020	540.00			
2017-03-0514200	IRZYK KINGA F	40	UNCOLLECTIBLE	05/01/2020	192.24			
2017-03-0514557	JOHANSON ERIC R	40	UNCOLLECTIBLE	05/01/2020	296.28			
2017-03-0514570	JOHNSON DONNA	40	UNCOLLECTIBLE	05/01/2020	60.48			
2017-03-0514662	JONES JAMES A	40	UNCOLLECTIBLE	05/01/2020	186.48			
2017-03-0515521	KENDRICK AMBER N	40	UNCOLLECTIBLE	05/01/2020	186.48			
2017-03-0515747	KING BRYCE E	40	UNCOLLECTIBLE	05/01/2020	902.31			

Post Suspense Report

TOWN OF GLASTONBURY Date: 05/01/2020 Time: 08:14:08
 Condition (s): Year: 2018, Type: 03 - MV, Order: Bill Number, Total Only: No, Recap by Dist: No

Bill #	Dst Name	Code	Reason	Date	Town Due/SuspDist	Due/SuspSewer	Due/Susp	Total
2017-03-0515748	KING BRYCE E	40	UNCOLLECTIBLE	05/01/2020	834.55			
2017-03-0516336	KUYKENDALL GABRIELLA K	40	UNCOLLECTIBLE	05/01/2020	93.24			
2017-03-0516540	LAMONT GWYNN X	40	UNCOLLECTIBLE	05/01/2020	272.16			
2017-03-0516680	LAPOINTE JASON S	40	UNCOLLECTIBLE	05/01/2020	99.72			
2017-03-0516681	LAPOINTE JASON S	40	UNCOLLECTIBLE	05/01/2020	90.00			
2017-03-0516682	LAPOINTE JASON S	40	UNCOLLECTIBLE	05/01/2020	129.96			
2017-03-0516760	LATLOC LLC	40	UNCOLLECTIBLE	05/01/2020	166.32			
2017-03-0516761	LATLOC LLC	40	UNCOLLECTIBLE	05/01/2020	259.56			
2017-03-0516819	LAVIGNE HOLLY K	40	UNCOLLECTIBLE	05/01/2020	87.12			
2017-03-0517025	LEE JEANETTE	40	UNCOLLECTIBLE	05/01/2020	70.56			
2017-03-0517138	LEONARD ROBERT C	40	UNCOLLECTIBLE	05/01/2020	104.04			
2017-03-0517218	LEVESQUE KEVIN D	40	UNCOLLECTIBLE	05/01/2020	631.44			
2017-03-0517455	LITTLE ANTHONY J	40	UNCOLLECTIBLE	05/01/2020	63.00			
2017-03-0517535	LOMBARDI MICHAEL A 2ND	40	UNCOLLECTIBLE	05/01/2020	84.53			
2017-03-0517628	LONGSHORE TRACY E	40	UNCOLLECTIBLE	05/01/2020	133.56			
2017-03-0517658	LOPEZ MURIEL L	40	UNCOLLECTIBLE	05/01/2020	299.88			
2017-03-0517683	LORENZO JOSEPHINE	40	UNCOLLECTIBLE	05/01/2020	47.88			
2017-03-0517700	LOSIER JOSEPH R	40	UNCOLLECTIBLE	05/01/2020	249.48			
2017-03-0517716	LOUKAS EVANGELOS A	40	UNCOLLECTIBLE	05/01/2020	326.88			
2017-03-0517733	LOVERME JACQUELINE A	40	UNCOLLECTIBLE	05/01/2020	518.04			
2017-03-0517740	LOW PATRICIA V	40	UNCOLLECTIBLE	05/01/2020	43.56			
2017-03-0517769	LUBITZ LAUREN J	40	UNCOLLECTIBLE	05/01/2020	100.08			
2017-03-0517812	LUGO LUIS D	40	UNCOLLECTIBLE	05/01/2020	64.44			
2017-03-0517844	LUNDBERG PAMELA C	40	UNCOLLECTIBLE	05/01/2020	471.96			
2017-03-0517875	LUTHER RUTH N	40	UNCOLLECTIBLE	05/01/2020	95.76			
2017-03-0517876	LUTHER SARAH R	40	UNCOLLECTIBLE	05/01/2020	68.76			
2017-03-0517937	LYNCH VICKI L	40	UNCOLLECTIBLE	05/01/2020	152.64			
2017-03-0518072	MACK MICHAEL C	40	UNCOLLECTIBLE	05/01/2020	147.60			
2017-03-0518073	MACK NAJLA M	40	UNCOLLECTIBLE	05/01/2020	152.64			
2017-03-0518480	MARICHAL ADNELLY	40	UNCOLLECTIBLE	05/01/2020	125.28			
2017-03-0518490	MARINEAU CHRISTINE B	40	UNCOLLECTIBLE	05/01/2020	173.16			
2017-03-0518491	MARINEAU CHRISTINE B	40	UNCOLLECTIBLE	05/01/2020	79.92			
2017-03-0518882	MAZZORANA GLORIA S	40	UNCOLLECTIBLE	05/01/2020	158.04			
2017-03-0518901	MCANDREWS KEVIN M	40	UNCOLLECTIBLE	05/01/2020	327.60			
2017-03-0518957	MCCANN MEL A	40	UNCOLLECTIBLE	05/01/2020	152.64			
2017-03-0519021	MCCORD JASON M	40	UNCOLLECTIBLE	05/01/2020	194.04			
2017-03-0519077	MCDONALD SARA O	40	UNCOLLECTIBLE	05/01/2020	135.36			
2017-03-0519466	MELABIANAKIS KOSTANTINOS I	40	UNCOLLECTIBLE	05/01/2020	386.28			
2017-03-0519467	MELABIANAKIS KOSTANTINOS I	40	UNCOLLECTIBLE	05/01/2020	299.88			
2017-03-0519573	MERRITT PRISCILLA A	40	UNCOLLECTIBLE	05/01/2020	345.24			
2017-03-0519711	MILKA RICKY E	40	UNCOLLECTIBLE	05/01/2020	10.80			
2017-03-0519712	MILKA RICKY E	40	UNCOLLECTIBLE	05/01/2020	450.00			
2017-03-0520036	MONTERO ANA L	40	UNCOLLECTIBLE	05/01/2020	240.12			
2017-03-0520113	MORAKINYO TOYIBU A	40	UNCOLLECTIBLE	05/01/2020	150.48			
2017-03-0520261	MORRISSEY SEAN M	40	UNCOLLECTIBLE	05/01/2020	83.59			
2017-03-0520295	MOSER PETER J	40	UNCOLLECTIBLE	05/01/2020	1,022.40			
2017-03-0520296	MOSER PETER J	40	UNCOLLECTIBLE	05/01/2020	1,161.00			
2017-03-0520297	MOSER PETER J	40	UNCOLLECTIBLE	05/01/2020	756.36			
2017-03-0520525	MURACA JOSEPH A JR	40	UNCOLLECTIBLE	05/01/2020	722.16			
2017-03-0520801	NEAL ANDREW C	40	UNCOLLECTIBLE	05/01/2020	322.56			
2017-03-0520866	NELSON RUDOLPH JR	40	UNCOLLECTIBLE	05/01/2020	250.92			
2017-03-0520992	NICHOLAS KATHLEEN O	40	UNCOLLECTIBLE	05/01/2020	104.76			

Post Suspend Report

TOWN OF GLASTONBURY Date: 05/01/2020

Time: 08:14:08

Page: 5

Condition (s): Year: 2018, Type: 03 - MV, Order: Bill Number, Total Only: No, Recap by Dist: No

Bill #	Dst Name	Code	Reason	Date	Town Due/SuspDist	Due/SuspSewer	Due/Susp	Total
2017-03-0521001	NICHOLS SHARON E	40	UNCOLLECTIBLE	05/01/2020	132.84			
2017-03-0521323	NOAD BRANDON E	40	UNCOLLECTIBLE	05/01/2020	81.36			
2017-03-0521446	NOVOA SARA L	40	UNCOLLECTIBLE	05/01/2020	195.48			
2017-03-0521447	NOVOA SARA L	40	UNCOLLECTIBLE	05/01/2020	153.72			
2017-03-0521488	NYMAN EVAN C	40	UNCOLLECTIBLE	05/01/2020	250.92			
2017-03-0521590	OCONNELL ROGER W JR	40	UNCOLLECTIBLE	05/01/2020	199.08			
2017-03-0521648	ODONNELL MICHAEL P	40	UNCOLLECTIBLE	05/01/2020	91.44			
2017-03-0521650	ODONNELL ROBERT D	40	UNCOLLECTIBLE	05/01/2020	82.08			
2017-03-0521741	OLSCHEFSKIE MELISSA A	40	UNCOLLECTIBLE	05/01/2020	93.24			
2017-03-0521831	ORELLANA CARLOS A	40	UNCOLLECTIBLE	05/01/2020	88.20			
2017-03-0521842	OROURKE ANDREW M	40	UNCOLLECTIBLE	05/01/2020	59.00			
2017-03-0521921	OSTRANDER JESSIE R	40	UNCOLLECTIBLE	05/01/2020	110.16			
2017-03-0521980	OWENS DERRICK T	40	UNCOLLECTIBLE	05/01/2020	183.96			
2017-03-0521986	OZIMEK JULIE E	40	UNCOLLECTIBLE	05/01/2020	306.72			
2017-03-0522025	PAGAN RYAN S	40	UNCOLLECTIBLE	05/01/2020	160.56			
2017-03-0522321	PARTEE JAMES J	40	UNCOLLECTIBLE	05/01/2020	105.84			
2017-03-0522322	PARTEE JENNIFER L	40	UNCOLLECTIBLE	05/01/2020	252.00			
2017-03-0522532	PATTERSON LAURENCE L	40	UNCOLLECTIBLE	05/01/2020	63.00			
2017-03-0522550	PATTON LOIS S	40	UNCOLLECTIBLE	05/01/2020	555.84			
2017-03-0522671	PELAEZ ALEXANDER M	40	UNCOLLECTIBLE	05/01/2020	168.48			
2017-03-0522836	PERRUPATO FORST S	40	UNCOLLECTIBLE	05/01/2020	97.20			
2017-03-0522837	PERRUPATO FORST S	40	UNCOLLECTIBLE	05/01/2020	107.64			
2017-03-0523088	PHILPOT RAY A	40	UNCOLLECTIBLE	05/01/2020	206.64			
2017-03-0523333	POINDEXTER ANTHONY S	40	UNCOLLECTIBLE	05/01/2020	135.83			
2017-03-0523370	POND ERIC C	40	UNCOLLECTIBLE	05/01/2020	44.28			
2017-03-0523444	PORTER MARIANN P	40	UNCOLLECTIBLE	05/01/2020	40.68			
2017-03-0523463	PORZIO JEFFREY D	40	UNCOLLECTIBLE	05/01/2020	87.48			
2017-03-0523468	POST KANOKNET	40	UNCOLLECTIBLE	05/01/2020	69.12			
2017-03-0523556	PRAY LAURA L	40	UNCOLLECTIBLE	05/01/2020	639.00			
2017-03-0523695	PROVERA ROBERT V	40	UNCOLLECTIBLE	05/01/2020	175.68			
2017-03-0523758	PURCELL RYAN J	40	UNCOLLECTIBLE	05/01/2020	70.56			
2017-03-0523925	RACE EDWARD A	40	UNCOLLECTIBLE	05/01/2020	291.96			
2017-03-0523966	RAGO MICHAEL A	40	UNCOLLECTIBLE	05/01/2020	221.76			
2017-03-0523967	RAGO MICHAEL A	40	UNCOLLECTIBLE	05/01/2020	18.00			
2017-03-0524043	RAMLOGAN ANCIL E	40	UNCOLLECTIBLE	05/01/2020	150.12			
2017-03-0524044	RAMLOGAN ANCIL E	40	UNCOLLECTIBLE	05/01/2020	443.52			
2017-03-0524115	RARUS CHRISTINA S	40	UNCOLLECTIBLE	05/01/2020	15.57			
2017-03-0524198	RED TRANSPORTATION INC	40	UNCOLLECTIBLE	05/01/2020	399.96			
2017-03-0524199	RED TRANSPORTATION INC	40	UNCOLLECTIBLE	05/01/2020	218.52			
2017-03-0524372	REYES TIFFANY M	40	UNCOLLECTIBLE	05/01/2020	235.08			
2017-03-0524452	RICHARD MARK L	40	UNCOLLECTIBLE	05/01/2020	166.07			
2017-03-0524567	RISPOLI FRANK J	40	UNCOLLECTIBLE	05/01/2020	104.40			
2017-03-0524568	RISPOLI FRANK J	40	UNCOLLECTIBLE	05/01/2020	99.72			
2017-03-0524586	RITA JOHN M	40	UNCOLLECTIBLE	05/01/2020	747.36			
2017-03-0524678	ROBERTS DANIEL E JR	40	UNCOLLECTIBLE	05/01/2020	37.44			
2017-03-0524805	ROGERS JENNIFER M	40	UNCOLLECTIBLE	05/01/2020	450.00			
2017-03-0524813	ROGERS PATRICIA T	40	UNCOLLECTIBLE	05/01/2020	88.92			
2017-03-0525066	RRG CONSTRUCTION LLC	40	UNCOLLECTIBLE	05/01/2020	360.36			
2017-03-0525371	SALCEDO JORGE L	40	UNCOLLECTIBLE	05/01/2020	252.00			
2017-03-0525524	SANTIAGO JESSENIA	40	UNCOLLECTIBLE	05/01/2020	80.64			
2017-03-0525550	SANTOSTEFANO EMILY M	40	UNCOLLECTIBLE	05/01/2020	122.40			
2017-03-0525883	SCHREINDORFER JOHN C	40	UNCOLLECTIBLE	05/01/2020	10.80			

Post Suspense Report

TOWN OF GLASTONBURY Date: 05/01/2020 Time: 08:14:08
 Condition (s): Year: 2018, Type: 03 - MV, Order: Bill Number, Total Only: No, Recap by Dist: No

Bill #	Dst Name	Code	Reason	Date	Town Due/SuspDist	Due/SuspSewer	Due/Susp	Total
2017-03-0525884	SCHREINDORFER JOHN C	40	UNCOLLECTIBLE	05/01/2020				43.20
2017-03-0525898	SCHROTH PETER W	40	UNCOLLECTIBLE	05/01/2020				57.96
2017-03-0525966	SCHWEIZER MARTIN J	40	UNCOLLECTIBLE	05/01/2020				132.84
2017-03-0525967	SCHWEIZER MARTIN J	40	UNCOLLECTIBLE	05/01/2020				480.60
2017-03-0525977	SCIONTI HEATHER J	40	UNCOLLECTIBLE	05/01/2020				364.68
2017-03-0526056	SECHREST JUSTIN M	40	UNCOLLECTIBLE	05/01/2020				153.72
2017-03-0526294	SHARMA AMIT	40	UNCOLLECTIBLE	05/01/2020				166.32
2017-03-0526526	SILVERBERG ROBERT M	40	UNCOLLECTIBLE	05/01/2020				162.54
2017-03-0526536	SILVERNAIL MARK W	40	UNCOLLECTIBLE	05/01/2020				124.92
2017-03-0526648	SIWY JEFFREY V	40	UNCOLLECTIBLE	05/01/2020				137.52
2017-03-0526651	SKEELS STEPHEN J	40	UNCOLLECTIBLE	05/01/2020				236.88
2017-03-0526752	SMITH DENISE G	40	UNCOLLECTIBLE	05/01/2020				72.00
2017-03-0526845	SMITH THOMAS J	40	UNCOLLECTIBLE	05/01/2020				137.52
2017-03-0527121	SPERRY JOYCE A	40	UNCOLLECTIBLE	05/01/2020				200.88
2017-03-0527149	SPRAGUE AMY N	40	UNCOLLECTIBLE	05/01/2020				289.80
2017-03-0527393	STEPHENSON THERESA L	40	UNCOLLECTIBLE	05/01/2020				690.48
2017-03-0527798	SUTTON EDWARD M JR	40	UNCOLLECTIBLE	05/01/2020				122.40
2017-03-0527799	SUTTON EDWARD M JR	40	UNCOLLECTIBLE	05/01/2020				601.20
2017-03-0527843	SWEENEY JOHN M	40	UNCOLLECTIBLE	05/01/2020				95.04
2017-03-0527847	SWEENEY JOHN M	40	UNCOLLECTIBLE	05/01/2020				308.88
2017-03-0527848	SWEENEY JOHN M	40	UNCOLLECTIBLE	05/01/2020				268.92
2017-03-0527882	SYLVESTRE MICHAEL D	40	UNCOLLECTIBLE	05/01/2020				28.44
2017-03-0527883	SYLVESTRE MICHAEL D	40	UNCOLLECTIBLE	05/01/2020				139.32
2017-03-0528014	TARAZONA PEDRO N	40	UNCOLLECTIBLE	05/01/2020				168.12
2017-03-0528077	TAYLOR KRISTIN B	40	UNCOLLECTIBLE	05/01/2020				167.76
2017-03-0528100	TCHEKMAREVA NATALYA V	40	UNCOLLECTIBLE	05/01/2020				302.40
2017-03-0528565	TOWLER JARED R	40	UNCOLLECTIBLE	05/01/2020				85.32
2017-03-0528951	TRANI DENISE M	40	UNCOLLECTIBLE	05/01/2020				57.24
2017-03-0529063	TRZCINSKI RICHARD R	40	UNCOLLECTIBLE	05/01/2020				8.28
2017-03-0529129	TURNER KELLY L	40	UNCOLLECTIBLE	05/01/2020				172.08
2017-03-0529475	VAN-PELT DANIRENEE M	40	UNCOLLECTIBLE	05/01/2020				122.76
2017-03-0529476	VAN-PELT DANIRENEE M	40	UNCOLLECTIBLE	05/01/2020				85.68
2017-03-0529723	VEILLEUX ANTHONY D	40	UNCOLLECTIBLE	05/01/2020				295.38
2017-03-0529735	VELASQUEZ ANA M	40	UNCOLLECTIBLE	05/01/2020				310.68
2017-03-0529850	VIERA NELSON JR	40	UNCOLLECTIBLE	05/01/2020				240.12
2017-03-0529851	VIERA NELSON JR	40	UNCOLLECTIBLE	05/01/2020				145.44
2017-03-0530778	WHEATLEY THOMAS J JR	40	UNCOLLECTIBLE	05/01/2020				47.16
2017-03-0530861	WHITE RAKEEM I	40	UNCOLLECTIBLE	05/01/2020				293.76
2017-03-0531005	WILKINS MARLON L	40	UNCOLLECTIBLE	05/01/2020				80.64
2017-03-0531019	WILLARD CHRISTOPHER R	40	UNCOLLECTIBLE	05/01/2020				26.42
2017-03-0531042	WILLIAMS ANDREW F	40	UNCOLLECTIBLE	05/01/2020				18.00
2017-03-0531043	WILLIAMS ANDREW F	40	UNCOLLECTIBLE	05/01/2020				405.72
2017-03-0531044	WILLIAMS ANDREW F	40	UNCOLLECTIBLE	05/01/2020				18.00
2017-03-0531045	WILLIAMS ANDREW F	40	UNCOLLECTIBLE	05/01/2020				89.64
2017-03-0531046	WILLIAMS ANTWAN L	40	UNCOLLECTIBLE	05/01/2020				124.92
2017-03-0531147	WILSON GERALD	40	UNCOLLECTIBLE	05/01/2020				274.68
2017-03-0531157	WILSON LINDSEY A	40	UNCOLLECTIBLE	05/01/2020				309.24
2017-03-0531158	WILSON LINDSEY A	40	UNCOLLECTIBLE	05/01/2020				204.12
2017-03-0531320	WOO YUENMING	40	UNCOLLECTIBLE	05/01/2020				77.40
2017-03-0531371	WOODS MONICA J	40	UNCOLLECTIBLE	05/01/2020				10.83
2017-03-0531427	WRIGHTINGTON BRITNEY J	40	UNCOLLECTIBLE	05/01/2020				110.88
2017-03-0531746	ZADROZNY JASON P	40	UNCOLLECTIBLE	05/01/2020				738.36

Post Suspense Report

TOWN OF GLASTONBURY Date: 05/01/2020 Time: 08:14:08
 Condition (s): Year: 2018, Type: 03 - MV, Order: Bill Number, Total Only: No, Recap by Dist: No

Bill #	Dst Name	Code	Reason	Date	Town Due/Susp	Dist Due/Susp	Sewer Due/Susp	Total
2017-03-0531785	ZAK-NAROZNIAK ZENONA	40	UNCOLLECTIBLE	05/01/2020	501.48			
2017-03-0532013	ZUKO MIRZA	40	UNCOLLECTIBLE	05/01/2020	70.92			
2017-03-0532052	RICHARD MARK L	40	UNCOLLECTIBLE	05/01/2020	31.54			
2017-03-0532141	BYRNE ERIC S	40	UNCOLLECTIBLE	05/01/2020	689.40			
2017-03-0532382	HARMELECH ETAN L	40	UNCOLLECTIBLE	05/01/2020	257.94			
2017-03-0532428	MCCARTHY CHRISTOPHER S	40	UNCOLLECTIBLE	05/01/2020	94.68			
2017-03-0532434	FEENEY JOANNE G	40	UNCOLLECTIBLE	05/01/2020	153.72			
2017-03-0532435	BARRON DANA N	40	UNCOLLECTIBLE	05/01/2020	160.56			
MOTOR VEHICLE	# Of Acct: 320							78,070.51
YR : 2017	TOTAL : 320							78,070.51
Grand Total: 320								78,070.51

Post Suspense Report

TOWN OF GLASTONBURY Date: 05/01/2020 Time: 08:24:08
 Condition (s): Year: 2018, Type: 04 - MVS, Order: Bill Number, Total Only: No, Recap by Dist: No

Bill #	Dst Name	Code	Reason	Date	Town Due/SuspDist	Due/SuspSewer	Due/Susp	Total
2017-04-0800095	ALDERUCCI MARC A	40	UNCOLLECTIBLE	05/01/2020				231.01
2017-04-0800096	ALDERUCCI MARC A	40	UNCOLLECTIBLE	05/01/2020				805.14
2017-04-0800097	ALDERUCCI MARC A	40	UNCOLLECTIBLE	05/01/2020				63.07
2017-04-0800118	ALLEN SUZANNE M	40	UNCOLLECTIBLE	05/01/2020				76.25
2017-04-0800139	AMATO PHILLIP J	40	UNCOLLECTIBLE	05/01/2020				492.84
2017-04-0800147	AMERICAN PRODIGY LLC	40	UNCOLLECTIBLE	05/01/2020				197.28
2017-04-0800191	APEX INDUSTRIAL SERVICES LLC	40	UNCOLLECTIBLE	05/01/2020				1,018.40
2017-04-0800226	ARMANDO KODY R	40	UNCOLLECTIBLE	05/01/2020				341.24
2017-04-0800251	AVILES JESUS M	40	UNCOLLECTIBLE	05/01/2020				44.68
2017-04-0800252	AVILES JESUS M	40	UNCOLLECTIBLE	05/01/2020				212.40
2017-04-0800253	AVILES JESUS M	40	UNCOLLECTIBLE	05/01/2020				30.60
2017-04-0800255	AVILES RUDYS G	40	UNCOLLECTIBLE	05/01/2020				91.26
2017-04-0800256	AVILES RUDYS G	40	UNCOLLECTIBLE	05/01/2020				50.44
2017-04-0800268	BABINEAU MARIE A	40	UNCOLLECTIBLE	05/01/2020				25.78
2017-04-0800279	BAGOT ROBERT A	40	UNCOLLECTIBLE	05/01/2020				42.01
2017-04-0800281	BAIG FIZA K	40	UNCOLLECTIBLE	05/01/2020				123.66
2017-04-0800287	BAKRE OLUFUNMILAYO R	40	UNCOLLECTIBLE	05/01/2020				42.66
2017-04-0800305	BARBER DOUGLAS K	40	UNCOLLECTIBLE	05/01/2020				28.08
2017-04-0800306	BARBER DOUGLAS K	40	UNCOLLECTIBLE	05/01/2020				327.60
2017-04-0800340	BATTAGLIA JENNIFER A	40	UNCOLLECTIBLE	05/01/2020				212.58
2017-04-0800436	BETTER LAWN CARE LLC	40	UNCOLLECTIBLE	05/01/2020				349.16
2017-04-0800445	BICKFORD KRISTEN E	40	UNCOLLECTIBLE	05/01/2020				113.46
2017-04-0800491	BOGER PHILLIP	40	UNCOLLECTIBLE	05/01/2020				259.49
2017-04-0800515	BOUCHER SARAH J	40	UNCOLLECTIBLE	05/01/2020				308.70
2017-04-0800568	BROWN ASHLEY A	40	UNCOLLECTIBLE	05/01/2020				195.95
2017-04-0800728	CAPIZZI JENNIFER	40	UNCOLLECTIBLE	05/01/2020				113.51
2017-04-0800745	CARLSON ERIC M	40	UNCOLLECTIBLE	05/01/2020				14.94
2017-04-0800757	CARPE PAUL J	40	UNCOLLECTIBLE	05/01/2020				32.98
2017-04-0800759	CARPENTER LISA A	40	UNCOLLECTIBLE	05/01/2020				354.24
2017-04-0800772	CARTA ALEXANDER F	40	UNCOLLECTIBLE	05/01/2020				96.48
2017-04-0800783	CASS EDWARD F	40	UNCOLLECTIBLE	05/01/2020				5.98
2017-04-0800784	CASS EDWARD F	40	UNCOLLECTIBLE	05/01/2020				32.72
2017-04-0800785	CASSERINO CHRISTINA A	40	UNCOLLECTIBLE	05/01/2020				167.94
2017-04-0800840	CECHINI JULIA F	40	UNCOLLECTIBLE	05/01/2020				32.58
2017-04-0800858	CHANDLER DAWN L	40	UNCOLLECTIBLE	05/01/2020				228.68
2017-04-0800900	CHUKWU KEVIN O	40	UNCOLLECTIBLE	05/01/2020				25.20
2017-04-0800939	COCOLA ELISSA M	40	UNCOLLECTIBLE	05/01/2020				139.28
2017-04-0800978	COLLINS KEENAN A	40	UNCOLLECTIBLE	05/01/2020				58.75
2017-04-0800979	COLLINS KEENAN A	40	UNCOLLECTIBLE	05/01/2020				56.30
2017-04-0800980	COLLINS KEENAN A	40	UNCOLLECTIBLE	05/01/2020				95.33
2017-04-0800981	COLLINS KEENAN A	40	UNCOLLECTIBLE	05/01/2020				83.84
2017-04-0801001	CONNER JENNIFER D	40	UNCOLLECTIBLE	05/01/2020				99.97
2017-04-0801002	CONNER JENNIFER D	40	UNCOLLECTIBLE	05/01/2020				72.79
2017-04-0801021	CONTOS BUILDING CONTRACTORS INC.	40	UNCOLLECTIBLE	05/01/2020				108.36
2017-04-0801034	COOPERMAN MEAGHAN R	40	UNCOLLECTIBLE	05/01/2020				11.99
2017-04-0801051	COSGROVE ELLEN D	40	UNCOLLECTIBLE	05/01/2020				180.36
2017-04-0801056	COSTILLO-PAEZA RICARDO A	40	UNCOLLECTIBLE	05/01/2020				35.50
2017-04-0801089	CROSSON BALTHASER A JR	40	UNCOLLECTIBLE	05/01/2020				535.85
2017-04-0801196	DAUBER SEAN P	40	UNCOLLECTIBLE	05/01/2020				55.19
2017-04-0801200	DAVID SCIONTI M	40	UNCOLLECTIBLE	05/01/2020				99.25
2017-04-0801229	DECAROLIS KEITH A	40	UNCOLLECTIBLE	05/01/2020				18.00
2017-04-0801230	DECAROLIS KEITH A	40	UNCOLLECTIBLE	05/01/2020				97.70

Post Suspense Report

TOWN OF GLASTONBURY Date: 05/01/2020 Time: 08:24:08
 Condition (s): Year: 2018, Type: 04 - MVS, Order: Bill Number, Total Only: No, Recap by Dist: No

Bill #	Dst Name	Code	Reason	Date	Town Due/Susp	Dist Due/Susp	Sewer Due/Susp	Total
2017-04-0801231	DECAROLIS KEITH A	40	UNCOLLECTIBLE	05/01/2020	385.34			
2017-04-0801232	DECAROLIS KEITH A	40	UNCOLLECTIBLE	05/01/2020	871.92			
2017-04-0801250	DEJESUS-ROSARIO ZAILI	40	UNCOLLECTIBLE	05/01/2020	16.74			
2017-04-0801276	DELUCIA ANTHONY	40	UNCOLLECTIBLE	05/01/2020	16.42			
2017-04-0801277	DELUCIA ANTHONY	40	UNCOLLECTIBLE	05/01/2020	199.80			
2017-04-0801300	DEVALLE ATANACIO	40	UNCOLLECTIBLE	05/01/2020	57.89			
2017-04-0801326	DINALLO AMANDA C	40	UNCOLLECTIBLE	05/01/2020	79.20			
2017-04-0801439	DURAFLOOR INDUSTRIAL FLOORING AND COATIN40	40	UNCOLLECTIBLE	05/01/2020	273.60			
2017-04-0801740	FLOYD RONALD K	40	UNCOLLECTIBLE	05/01/2020	164.23			
2017-04-0801805	GABRIEL WENDY J	40	UNCOLLECTIBLE	05/01/2020	72.07			
2017-04-0801809	GAGHAN WILLIAM J	40	UNCOLLECTIBLE	05/01/2020	18.00			
2017-04-0801810	GAGHAN WILLIAM J	40	UNCOLLECTIBLE	05/01/2020	218.52			
2017-04-0801811	GAGNE JOHN P	40	UNCOLLECTIBLE	05/01/2020	139.32			
2017-04-0801812	GAGNE JOHN P	40	UNCOLLECTIBLE	05/01/2020	78.84			
2017-04-0801813	GAGNE JOHN P	40	UNCOLLECTIBLE	05/01/2020	22.82			
2017-04-0801818	GAINES ERIC L	40	UNCOLLECTIBLE	05/01/2020	7.49			
2017-04-0801826	GAMERO PAUBLO	40	UNCOLLECTIBLE	05/01/2020	127.15			
2017-04-0801827	GAMERO PAUBLO	40	UNCOLLECTIBLE	05/01/2020	125.82			
2017-04-0801836	GARGANO MIKE	40	UNCOLLECTIBLE	05/01/2020	414.54			
2017-04-0801874	GENOVESIO BRIAN D	40	UNCOLLECTIBLE	05/01/2020	181.33			
2017-04-0801883	GERVASIO RICHARD W	40	UNCOLLECTIBLE	05/01/2020	43.67			
2017-04-0801891	GIANNELLI FRANCIS L	40	UNCOLLECTIBLE	05/01/2020	240.12			
2017-04-0801970	GORDON LISA J	40	UNCOLLECTIBLE	05/01/2020	72.29			
2017-04-0802087	HANSON TIMOTHY J	40	UNCOLLECTIBLE	05/01/2020	67.25			
2017-04-0802103	HARRINGTON MATTHEW J	40	UNCOLLECTIBLE	05/01/2020	21.64			
2017-04-0802104	HARRINGTON MATTHEW J	40	UNCOLLECTIBLE	05/01/2020	109.37			
2017-04-0802120	HART TRACY D JR	40	UNCOLLECTIBLE	05/01/2020	93.24			
2017-04-0802167	HERRMANN STEPHANIE M	40	UNCOLLECTIBLE	05/01/2020	76.00			
2017-04-0802171	HETHERINGTON LETITIA G	40	UNCOLLECTIBLE	05/01/2020	63.72			
2017-04-0802389	IRIZARRY IRVIN A	40	UNCOLLECTIBLE	05/01/2020	28.19			
2017-04-0802469	JOHNSON TROY D	40	UNCOLLECTIBLE	05/01/2020	128.16			
2017-04-0802470	JOHNSON TROY D	40	UNCOLLECTIBLE	05/01/2020	77.04			
2017-04-0802613	KAMINSKI SCOTT P	40	UNCOLLECTIBLE	05/01/2020	75.24			
2017-04-0802657	KEEZER MARY J	40	UNCOLLECTIBLE	05/01/2020	43.56			
2017-04-0802685	KHALID FAISAL B	40	UNCOLLECTIBLE	05/01/2020	1.37			
2017-04-0802690	KHAN NAYAB A	40	UNCOLLECTIBLE	05/01/2020	130.75			
2017-04-0802708	KIM SOYOUNG	40	UNCOLLECTIBLE	05/01/2020	68.65			
2017-04-0802745	KOROMANIAN DEVRA L	40	UNCOLLECTIBLE	05/01/2020	48.60			
2017-04-0802746	KOROMANIAN DEVRA L	40	UNCOLLECTIBLE	05/01/2020	52.49			
2017-04-0802799	LABOMBARD ANDREA L	40	UNCOLLECTIBLE	05/01/2020	86.69			
2017-04-0802815	LAGUEUX FERNAND J	40	UNCOLLECTIBLE	05/01/2020	8.82			
2017-04-0802832	LANDRY CLIFFORD A JR	40	UNCOLLECTIBLE	05/01/2020	67.32			
2017-04-0802851	LAPUMA MARC A	40	UNCOLLECTIBLE	05/01/2020	280.26			
2017-04-0802887	LAZU EDWIN A	40	UNCOLLECTIBLE	05/01/2020	58.32			
2017-04-0802918	LEE SEAN E	40	UNCOLLECTIBLE	05/01/2020	900.58			
2017-04-0802919	LEE SEAN E	40	UNCOLLECTIBLE	05/01/2020	887.80			
2017-04-0802943	LEVASSEUR MICHAEL C	40	UNCOLLECTIBLE	05/01/2020	615.78			
2017-04-0802996	LONGSHORE MELANIE A	40	UNCOLLECTIBLE	05/01/2020	23.51			
2017-04-0802997	LONGSHORE TRACY E	40	UNCOLLECTIBLE	05/01/2020	15.91			
2017-04-0803028	LUGO AMERICO J	40	UNCOLLECTIBLE	05/01/2020	38.59			
2017-04-0803064	MACHADO HAILEY M	40	UNCOLLECTIBLE	05/01/2020	125.71			
2017-04-0803101	MANGIAFICO KEVIN J	40	UNCOLLECTIBLE	05/01/2020	65.48			

Post Suspense Report

TOWN OF GLASTONBURY Date: 05/01/2020 Time: 08:24:08
 Condition (s): Year: 2018, Type: 04 - MVS, Order: Bill Number, Total Only: No, Recap by Dist: No

Bill #	Dst Name	Code	Reason	Date	Town Due/Susp	Dist Due/Susp	Sewer Due/Susp	Total
2017-04-0803102	MANGIAFICO KEVIN J	40	UNCOLLECTIBLE	05/01/2020	162.25			
2017-04-0803385	MORABITO ANTHONY	40	UNCOLLECTIBLE	05/01/2020	117.86			
2017-04-0803478	NA NAN SUPATIDA	40	UNCOLLECTIBLE	05/01/2020	426.24			
2017-04-0803518	NELSON RUDOLPH JR	40	UNCOLLECTIBLE	05/01/2020	321.77			
2017-04-0803618	NOAD BRANDON E	40	UNCOLLECTIBLE	05/01/2020	183.31			
2017-04-0803631	NOVEY JOY	40	UNCOLLECTIBLE	05/01/2020	278.46			
2017-04-0803632	NOVEY JOY	40	UNCOLLECTIBLE	05/01/2020	14.98			
2017-04-0803637	NYMAN EVAN C	40	UNCOLLECTIBLE	05/01/2020	390.42			
2017-04-0803640	OASIS INSPECTION SERVICES LLC	40	UNCOLLECTIBLE	05/01/2020	228.92			
2017-04-0803657	ODONNELL BETSY L	40	UNCOLLECTIBLE	05/01/2020	166.39			
2017-04-0803671	OLSCHEFSKIE MELISSA A	40	UNCOLLECTIBLE	05/01/2020	158.62			
2017-04-0803687	OREILLY NYREE D	40	UNCOLLECTIBLE	05/01/2020	61.74			
2017-04-0803830	PEDROZA LUIS F	40	UNCOLLECTIBLE	05/01/2020	34.81			
2017-04-0803892	PHILPOT RAY A	40	UNCOLLECTIBLE	05/01/2020	222.84			
2017-04-0804011	QUESENBERRY BRENT T	40	UNCOLLECTIBLE	05/01/2020	126.36			
2017-04-0804068	REDDY SAANDHYA	40	UNCOLLECTIBLE	05/01/2020	147.96			
2017-04-0804069	REDDY SAANDHYA	40	UNCOLLECTIBLE	05/01/2020	66.06			
2017-04-0804070	REDDY SAANDHYA	40	UNCOLLECTIBLE	05/01/2020	180.79			
2017-04-0804083	RENISON THOMAS J	40	UNCOLLECTIBLE	05/01/2020	424.55			
2017-04-0804095	REYNOLDS ALLISON R	40	UNCOLLECTIBLE	05/01/2020	63.00			
2017-04-0804122	RISMOND CHEVON L	40	UNCOLLECTIBLE	05/01/2020	121.82			
2017-04-0804123	RISMOND CHEVON L	40	UNCOLLECTIBLE	05/01/2020	150.12			
2017-04-0804124	RISMOND CHEVON L	40	UNCOLLECTIBLE	05/01/2020	158.69			
2017-04-0804126	RITA JOHN M	40	UNCOLLECTIBLE	05/01/2020	178.63			
2017-04-0804127	RITA JOHN M	40	UNCOLLECTIBLE	05/01/2020	203.36			
2017-04-0804190	ROSARIO MARTHA M	40	UNCOLLECTIBLE	05/01/2020	107.64			
2017-04-0804200	ROTEN ANGELA K	40	UNCOLLECTIBLE	05/01/2020	59.58			
2017-04-0804226	RUFFIN MICHAEL E	40	UNCOLLECTIBLE	05/01/2020	17.35			
2017-04-0804265	SALMAN MANAR D	40	UNCOLLECTIBLE	05/01/2020	65.70			
2017-04-0804292	SANTIAGO JESSENIA	40	UNCOLLECTIBLE	05/01/2020	298.22			
2017-04-0804408	SHIELDS ALEXANDRA E	40	UNCOLLECTIBLE	05/01/2020	51.66			
2017-04-0804432	SILVERBERG ROBERT M	40	UNCOLLECTIBLE	05/01/2020	440.82			
2017-04-0804475	SMITH THOMAS J	40	UNCOLLECTIBLE	05/01/2020	90.00			
2017-04-0804630	SUTO ROSS J	40	UNCOLLECTIBLE	05/01/2020	339.80			
2017-04-0804661	TALEB MOHAMAD N	40	UNCOLLECTIBLE	05/01/2020	86.94			
2017-04-0804680	TENCZA JADWIGA	40	UNCOLLECTIBLE	05/01/2020	118.76			
2017-04-0804752	TORRES ANDRES L	40	UNCOLLECTIBLE	05/01/2020	67.97			
2017-04-0804753	TORRES CARLOS A	40	UNCOLLECTIBLE	05/01/2020	126.72			
2017-04-0804856	TRANI DENISE M	40	UNCOLLECTIBLE	05/01/2020	44.14			
2017-04-0804882	TUOHY RYANK J	40	UNCOLLECTIBLE	05/01/2020	132.59			
2017-04-0804900	TYRELL RASHETTA	40	UNCOLLECTIBLE	05/01/2020	55.84			
2017-04-0804902	UCCELLO JOLENE E	40	UNCOLLECTIBLE	05/01/2020	40.93			
2017-04-0804903	UCCELLO JOLENE E	40	UNCOLLECTIBLE	05/01/2020	3.60			
2017-04-0804948	VASSELL NORMAN A	40	UNCOLLECTIBLE	05/01/2020	260.87			
2017-04-0805006	VELASQUEZ ANA M	40	UNCOLLECTIBLE	05/01/2020	171.54			
2017-04-0805007	VELASQUEZ ANA M	40	UNCOLLECTIBLE	05/01/2020	46.15			
2017-04-0805128	WALKER MELIK D	40	UNCOLLECTIBLE	05/01/2020	39.92			
2017-04-0805184	WENTWORTH ROBIN J	40	UNCOLLECTIBLE	05/01/2020	340.70			
2017-04-0805315	YOST EDWARD R	40	UNCOLLECTIBLE	05/01/2020	73.08			
2017-04-0805351	ZELENAK JUSTIN M	40	UNCOLLECTIBLE	05/01/2020	403.60			
MOTOR VEHICLE SUPP	# Of Acct: 154							24,698.68

Post Suspense Report

TOWN OF GLASTONBURY Date: 05/01/2020 Time: 08:24:08

Page: 4

Condition (s): Year: 2018, Type: 04 - MVS, Order: Bill Number, Total Only: No, Recap by Dist: No

Bill #	Dst Name	Code Reason	Date	Town Due/SuspDist Due/SuspSewer Due/Susp	Total
YR : 2017	TOTAL : 154			24,698.68	
Grand Total: 154				24,698.68	

TOWN OF GLASTONBURY

ADMINISTRATIVE SERVICES - Financial Administration

May 11, 2020

TO: Board of Finance & Richard J. Johnson, Town Manager
FROM: Julie Twilley, Director of Finance & Administrative Services
RE: Recommendation of Appointment of Auditor – June 30, 2020

Pursuant to the Town charter, the Town Council is required to designate the independent auditor to conduct the Town's annual financial audit. Furthermore, in accordance with State statutes, the appointment of the auditor is required annually by May 31.

Based on RSM's high level of performance, the Town would like to recommend continuing with their services for the June 30, 2020 audit.

Motion Recommending Auditors for June 30, 2020:

BE IT RESOLVED that the Board of Finance recommends to the Town Council the appointment of RSM as the Town auditors for the fiscal year ending June 30, 2020.

Cc: Narae McManus, Controller

TOWN OF GLASTONBURY

ADMINISTRATIVE SERVICES - Financial Administration

May 8, 2020

TO: Board of Finance
 FROM: Julie Twilley, Director of Finance & Administrative Services
 RE: Pension Sub-Committee Follow-Up

The Pension Sub-Committee met with Chris Kachmar from Fiduciary Investment Advisors (FIA) on April 22, 2020. While many topics were discussed, no action was taken. Below please find a summary of questions raised by Board Members, on which the Board may choose to develop a recommendation and take action. If additional information is desired, I'd be happy to request such from FIA.

1. Hybrid Plan Asset Allocation:

- a. Should the asset allocation for the Hybrid Plan be changed (i.e. reduce International Equities and Fixed Income)?
- b. If yes, to what and how would any change be accomplished?

Hybrid Plan: long-term target allocation of 60% fixed income and 40% equity

Hybrid Plan Target Asset Allocation Table

Asset Class	Min Weight	Max Weight
Money Market	0.0%	5.0%
Fixed Income	50.0%	70.0%
Domestic Equities	20.0%	40.0%
International Equities	15.0%	35.0%
Real Estate	0.0%	7.5%
Other	0.0%	7.5%

DB Plan: long-term target allocation is 60% equity, 35% fixed income, and 5% real estate

Target Asset Allocation Table

Asset Class	Min Weight	Max Weight
Money Market	0.0%	7.5%
Fixed Income	25.0%	40.0%
Domestic Equities	25.0%	45.0%
International Equities	10.0%	30.0%
Real Estate	0.0%	7.5%
Other	0.0%	7.5%

2. Index vs. Active Management:

- a. Is there a notion that indexing should be used instead of active management for the DB Plan?
- b. If yes, what change would be made and how would it be accomplished?

3. Manager Selection:

- a. Is there a concern that some of the managers haven't performed to expectations?
- b. If yes, which ones and does the Board recommend specific managers as replacements?

4. Rate of Return Assumption for the Plans (6.5% for Defined Benefit Plan and 5.0% for Hybrid Plan):

- a. The Board has often discussed the long-term goal of continuing to reduce the 6.5% rate of return assumption for the Defined Benefit Plan.
- b. Is there a concern that the 5.0% rate of return assumption for the Hybrid Plan should be adjusted? If yes, to what?

Attachment: FIA April Flash Report

Cc: Richard J. Johnson, Town Manager
 Narae McManus, Controller



FIDUCIARY
INVESTMENT ADVISORS

Strategic thinking. Customized solutions.

Glastonbury Retirement Income & New Hires Plans

Monthly Performance Update - April 2020

Important Disclosure Information: Past performance may not be indicative of future results. Account information has been compiled solely by Fiduciary Investment Advisors, LLC, has not been independently verified, and does not reflect the impact of taxes on non-qualified accounts. In preparing this report, Fiduciary Investment Advisors, LLC has relied upon information provided by third party sources. A copy of our current written disclosure statement discussing our advisory services and fees continues to remain available for your review upon request. Historical performance results for investment indices and/or categories have been provided for general comparison purposes only, and generally do not reflect the deduction of transaction and/or custodial charges, the deduction of an investment management fee, nor the impact of taxes, the incurrence of which would have the effect of decreasing historical performance results. It should not be assumed that your account holdings correspond directly to any comparative indices.

Capital Markets Flash Report

April 2020

U.S. Equity

	MTD	YTD	1 Year	3 Years	5 Years	10 Years
S&P 500	12.8	-9.3	0.9	9.0	9.1	11.7
Russell 1000 Growth	14.8	-1.4	10.8	15.7	13.3	14.4
Russell 1000 Value	11.2	-18.5	-11.0	1.4	3.9	8.5
Russell Mid Cap	14.4	-16.6	-10.0	3.5	4.8	9.8
Russell Mid Cap Growth	15.7	-7.5	0.2	11.3	8.9	12.2
Russell Mid Cap Value	13.4	-22.6	-16.7	-2.0	2.0	8.1
Russell 2000	13.7	-21.1	-16.4	-0.8	2.9	7.7
Russell 2000 Growth	14.9	-14.7	-9.2	4.2	5.2	10.0
Russell 2000 Value	12.3	-27.7	-23.8	-6.1	0.3	5.3

The S&P 500 Index gained 12.8% in April, erasing most of its losses from March when the S&P 500 fell 12.4%. The Covid-19 pandemic was again the driving force behind market actions during the month. Markets rallied as central banks and governments around the world continued to respond with historic stimulus actions in an attempt to curb the adverse economic impacts. Investors grew increasingly optimistic that social distancing measures have been effective, and that peak cases and hospitalizations may be behind us. In this environment, small- and mid-capitalization stocks bested large capitalization stocks, and growth outperformed value. From a sector standpoint, the more economically sensitive energy and consumer discretionary sectors led the way after being among the worst performers in March, while the more defensive utilities and consumer staples sectors were the laggards during the month.

Fixed Income

	MTD	YTD	1 Year	3 Years	5 Years	10 Years
BBgBarc US Agg	1.8	5.0	10.8	5.2	3.8	4.0
BBgBarc US Corp IG	5.2	1.4	9.9	5.6	4.6	5.3
BBgBarc US Corp HY	4.5	-8.8	-4.1	1.9	3.4	5.9
BBgBarc US Gov/Cr 1-3 Yr	0.6	2.3	4.9	2.7	2.0	1.7
BBgBarc US Gov/Cr Long	4.5	11.0	25.2	10.7	7.5	8.2
BBgBarc Municipal	-1.3	-1.9	2.2	3.3	3.0	3.9
FTSE WGBI USD	1.2	3.2	8.0	4.2	3.0	2.3
ICE BofAML US 3M T-Bill	0.0	0.6	2.1	1.8	1.2	0.6

U.S. bond markets were generally positive in April, with the Bloomberg Barclays Aggregate Bond Index returning 1.8%. Rates were largely unchanged across the curve, with the U.S. 10-year Treasury yield ending the month at 0.64%, down just 6 basis points from its March close. In this environment, investment grade and high yield bond spreads contracted 70 and 136 basis points, respectively, and significantly outperformed Treasury securities. Municipal bonds were one of the few areas of the market that did not snap back in April as investors contemplated how states and municipalities would be impacted by the costs associated with the pandemic, resulting in spread widening within the sector. International bond markets were strong, with the FTSE WGBI returning 1.2% in April.

International Equity

	MTD	YTD	1 Year	3 Years	5 Years	10 Years
MSCI ACWI Ex USA	7.6	-17.5	-11.5	-0.3	-0.2	2.9
MSCI EAFE	6.5	-17.8	-11.3	-0.6	-0.2	3.5
MSCI EAFE Growth	7.4	-11.4	-2.1	4.4	3.2	5.6
MSCI EAFE Value	5.4	-24.4	-20.5	-5.7	-3.7	1.3
MSCI EAFE Small Cap	10.4	-20.0	-12.3	-1.0	2.1	5.7
MSCI EM	9.2	-16.6	-12.0	0.6	-0.1	1.4
MSCI EM Small	13.9	-21.8	-19.3	-6.0	-4.3	-0.3

International equities, while lagging domestic markets, did produce very strong returns in the month of April, with the MSCI ACWI ex U.S. Index returning 7.6%. Style trends abroad were consistent with domestic trends, with small-cap outperforming large-cap and growth besting value. Emerging markets underperformed U.S. markets but outperformed international developed markets. Relatively speaking, international equities were hit harder during the March sell-off and were slower to rebound in April. International indices have significantly less exposure to big technology companies, which have been particularly resilient in this environment.

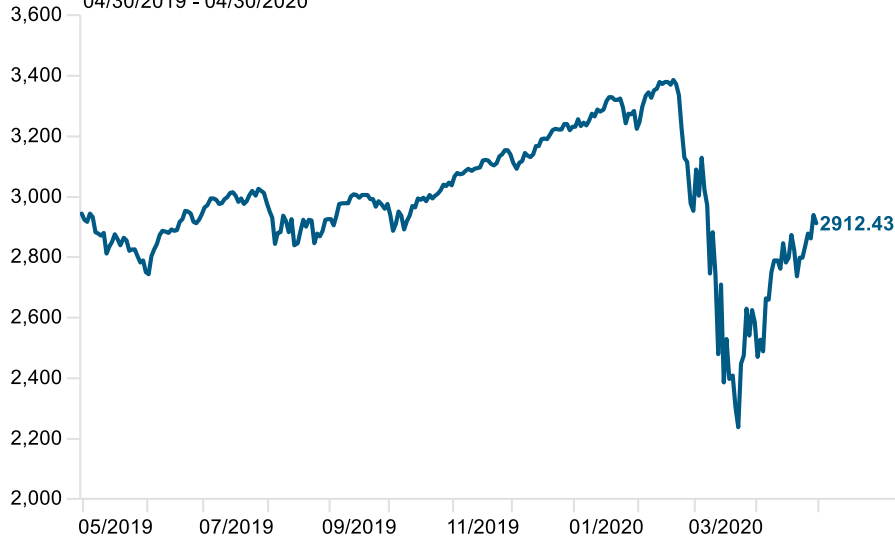
Commodities & Real Estate

	MTD	YTD	1 Year	3 Years	5 Years	10 Years
Bloomberg Commodity	-1.5	-24.5	-23.2	-8.6	-9.1	-7.1
S&P N.A. Natural Resources	26.9	-28.8	-28.2	-10.3	-9.0	-2.6
FTSE Nareit Equity REITs	8.3	-21.3	-14.5	-0.6	2.4	7.5
FTSE EPRA Nareit Developed	7.1	-23.2	-16.7	-1.0	0.5	5.7

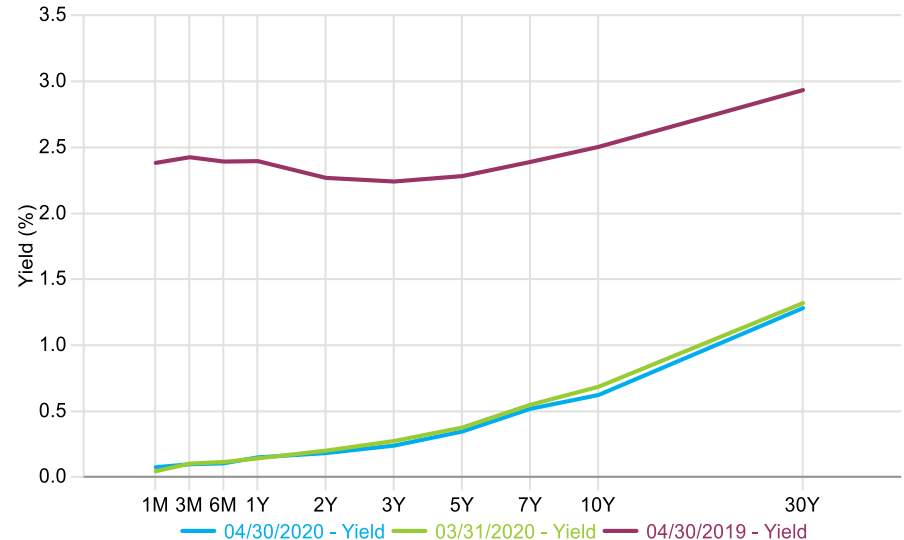
Commodities were negative in the month of April, while natural resource equities and REITs produced positive returns. Volatility within the oil markets continued during the month, with the May futures contract trading negative at expiration as storage capacity diminished around the world and speculators sold at any price to avoid being forced to take physical delivery of the commodity. Oil prices rebounded toward the end of the month but remain depressed as the coronavirus pandemic continues to reduce demand. Natural resource equities and REITs each participated in the bounce back during the month, returning 26.9% and 8.3%, respectively.

S&P 500 Price History - Trailing 1 Year

04/30/2019 - 04/30/2020

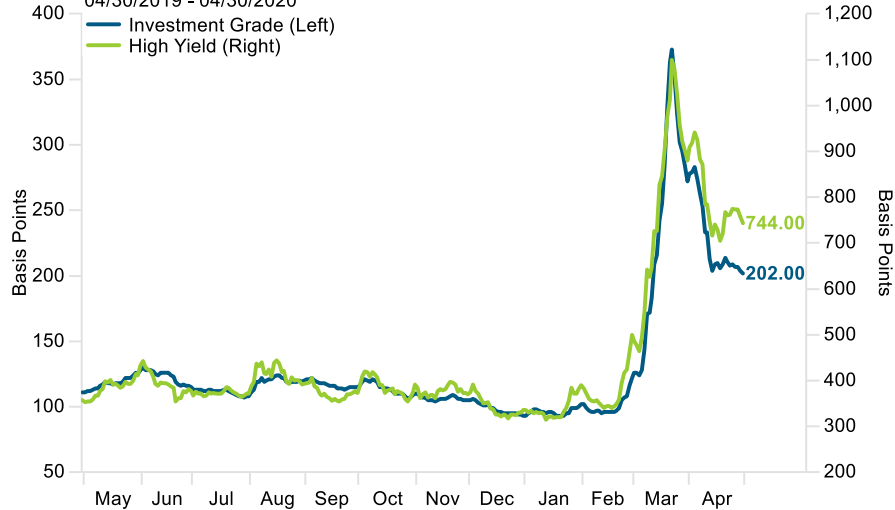


United States Treasury Yield Curve



Barclays Corporate Option Adjusted Spread - Trailing 1 Year

04/30/2019 - 04/30/2020



Commodity Prices - Trailing 1 Year

04/30/2019 - 04/30/2020





Retirement Income Plan

Asset Allocation

As of April 30, 2020

	Asset Allocation (\$)	Asset Allocation (%)	Target Allocation (%)	Differences (%)
Total Plan	153,252,439	100.0	100.0	0.0
Short Term Liquidity	1,189,048	0.8	0.5	0.3
Wells Fargo Government Money Market	1,189,048	0.8	0.5	0.3
Fixed Income	45,991,928	30.0	33.5	-3.5
Metropolitan West Total Return Bond Pl	18,040,563	11.8	13.0	-1.2
BlackRock Total Return Fund K	17,996,936	11.7	13.0	-1.3
Templeton Global Bond R6	9,954,428	6.5	7.5	-1.0
Domestic Equity	67,189,903	43.8	40.0	3.8
Vanguard Institutional Index Fund Instl	35,885,312	23.4	22.0	1.4
Touchstone Growth Opportunities Instl	15,586,268	10.2	9.0	1.2
DFA US Vector Equity I	15,718,324	10.3	9.0	1.3
International Equity	23,133,736	15.1	16.0	-0.9
Vanguard International Growth Adm	8,665,671	5.7	5.5	0.2
Causeway International Value Instl	7,766,548	5.1	5.5	-0.4
Templeton Instl Foreign Smaller Companies Fund Adv	2,661,810	1.7	2.0	-0.3
Cape Ann Global Developing Markets	4,039,707	2.6	3.0	-0.4
Real Estate	9,426,148	6.2	6.0	0.2
Barings Core Property Fund LP	9,426,148	6.2	6.0	0.2
Inflation Protection	6,321,676	4.1	4.0	0.1
Vanguard Short-Term Inflation Protection Adm	3,154,534	2.1	2.0	0.1
Parametric Commodity Strategy Instl	1,266,243	0.8	1.0	-0.2
iShares Gold Trust	1,900,899	1.2	1.0	0.2

Investments with a zero balance were held in the plan during the reporting period and will be removed once they no longer impact plan performance.
Asset Allocation weightings may not add up to 100% due to rounding.

Town of Glastonbury, CT Pension

Performance Update As Of April 30, 2020

Portfolio Performance

Value	Performance(%)											
	1 Month	YTD	Jul-2019 To Apr-2020	1 Year	3 Years	5 Years	7 Years	10 Years	Since Inception *	Aug-2011 To Apr-2020	Inception Date	
Total Plan	153,252,439	7.9	-6.3	-0.3	0.2	4.5	4.2	5.3	6.4	6.3	5.9	01/01/2003
<i>Blended Benchmark</i>		<i>7.1</i>	<i>-5.4</i>	<i>0.3</i>	<i>1.6</i>	<i>5.2</i>	<i>4.6</i>	<i>5.5</i>	<i>6.3</i>	<i>6.7</i>	<i>5.8</i>	<i>01/01/2003</i>

Calendar Year Performance

	2019	2018	2017	2016	2015	2014	2013
Total Plan	18.8	-6.1	15.9	7.1	-1.8	3.7	15.1
<i>Blended Benchmark</i>	<i>18.8</i>	<i>-5.3</i>	<i>14.9</i>	<i>7.4</i>	<i>-1.5</i>	<i>4.5</i>	<i>13.8</i>

Allocation Mandate

	Weight (%)
Aug-2019	
90 Day U.S. Treasury Bill	0.50
Blmbg. Barc. U.S. Aggregate Index	26.00
FTSE World Government Bond Index	7.50
Russell 3000 Index	40.00
MSCI AC World ex USA (Net)	16.00
NCREIF Fund Index - ODCE (net)	6.00
Glatonbury Short Term Inflation Protection Benchmark	4.00

The Since Inception performance figure includes performance of prior consultant. FIA's performance inception date is 8/1/2011.

The allocation mandate represents the current benchmark composition for the portfolio. Please keep in mind that the investment objective may have changed over time.

Manager Performance Overview

As of April 30, 2020

	1 Month	YTD	Jul-2019 To Apr-2020	1 Year	3 Years	5 Years	7 Years	10 Years	Since Inception	Aug-2011 To Apr-2020	Inception Date
Total Plan	7.9	-6.3	-0.3	0.2	4.5	4.2	5.3	6.4	6.3	5.9	01/01/2003
<i>Blended Benchmark</i>	7.1	-5.4	0.3	1.6	5.2	4.6	5.5	6.3	6.7	5.8	
Wells Fargo Government Money Market	0.0	0.3	1.2	1.6	1.5	1.0	0.7	N/A	0.6	0.6	08/01/2011
<i>90 Day U.S. Treasury Bill</i>	0.0	0.6	1.6	2.1	1.8	1.2	0.8	0.6	0.7	0.7	
Fixed Income	2.0	1.7	3.4	5.8	3.6	3.0	2.6	3.9	4.2	3.6	01/01/2010
<i>Fixed Income Benchmark</i>	1.6	4.6	6.7	10.2	5.0	3.6	2.9	3.7	4.0	3.1	
Metropolitan West Total Return Bond PI	2.4 (69)	4.7 (13)	7.3 (9)	10.8 (9)	5.3 (9)	3.8 (17)	3.5 (16)	N/A	4.5 (6)	4.5 (6)	08/01/2011
<i>Blmbg. Barc. U.S. Aggregate Index</i>	1.8	5.0	7.6	10.8	5.2	3.8	3.3	4.0	3.6	3.6	
IM U.S. Broad Market Core+ Fixed Income (MF) Median	2.9	1.9	4.5	7.5	4.1	3.3	2.9	4.1	3.6	3.6	
BlackRock Total Return Fund K	2.9 (50)	2.4 (42)	5.1 (39)	8.6 (34)	4.5 (30)	N/A	N/A	N/A	3.7 (33)	N/A	06/01/2015
<i>Libor (3 month)</i>	0.3	0.8	2.0	2.5	2.1	1.5	1.1	0.9	1.5	1.0	
<i>Blmbg. Barc. U.S. Aggregate Index</i>	1.8	5.0	7.6	10.8	5.2	3.8	3.3	4.0	3.9	3.6	
IM U.S. Broad Market Core+ Fixed Income (MF) Median	2.9	1.9	4.5	7.5	4.1	3.3	2.9	4.1	3.5	3.6	
Templeton Global Bond R6	-0.1 (100)	-4.5 (82)	-6.2 (98)	-6.8 (100)	-1.1 (100)	0.4 (95)	0.6 (81)	N/A	1.7 (56)	1.7 (56)	08/01/2011
<i>FTSE World Government Bond Index</i>	1.2	3.2	3.7	8.0	4.2	3.0	1.5	2.3	1.2	1.2	
IM Global Fixed Income (MF) Median	2.6	-1.0	0.2	3.3	2.8	2.2	1.5	2.7	1.8	1.8	
Domestic Equity	13.5	-9.6	0.4	0.2	8.2	8.0	10.6	11.5	11.9	11.3	01/01/2010
<i>Domestic Equity Benchmark</i>	13.2	-10.4	-1.1	-1.0	8.0	8.3	10.7	11.3	11.9	11.5	
Vanguard Institutional Index Fund Instl	12.8 (23)	-9.3 (19)	0.6 (15)	0.8 (11)	9.0 (8)	9.1 (7)	11.2 (5)	N/A	12.0 (4)	12.0 (4)	08/01/2011
<i>S&P 500 Index</i>	12.8	-9.3	0.6	0.9	9.0	9.1	11.2	11.7	12.1	12.1	
IM S&P 500 Index (MF) Median	12.8	-9.4	0.3	0.5	8.7	8.7	10.8	11.2	11.6	11.6	
Touchstone Growth Opportunities Instl	15.0 (39)	-3.2 (40)	10.4 (11)	10.6 (16)	14.8 (27)	10.2 (45)	13.0 (36)	N/A	12.7 (34)	12.7 (34)	08/01/2011
<i>Russell 3000 Growth Index</i>	14.8	-2.2	9.4	9.5	14.9	12.8	14.4	14.1	14.2	14.2	
IM U.S. Multi-Cap Growth Equity (MF) Median	14.4	-4.2	3.3	4.0	11.6	9.8	11.8	12.0	12.0	12.0	
DFA US Vector Equity I	13.5 (24)	-22.8 (74)	-16.1 (70)	-17.3 (73)	-2.0 (68)	1.7 (55)	5.7 (42)	N/A	7.3 (44)	7.3 (44)	08/01/2011
<i>Russell 3000 Value Index</i>	11.3	-19.1	-12.0	-11.9	0.9	3.7	6.7	8.3	8.6	8.6	
IM U.S. Multi-Cap Value Equity (MF) Median	11.6	-19.9	-13.4	-14.4	-0.7	2.1	5.4	6.9	7.0	7.0	

Returns for periods less than one year are not annualized. Returns are net of fees unless otherwise noted.

Manager Performance Overview

As of April 30, 2020

	1 Month	YTD	Jul-2019 To Apr-2020	1 Year	3 Years	5 Years	7 Years	10 Years	Since Inception	Aug-2011 To Apr-2020	Inception Date
International Equity	10.0	-18.1	-10.6	-11.7	-0.3	0.5	2.1	3.7	3.2	2.7	01/01/2010
<i>MSCI AC World ex USA (Net)</i>	7.6	-17.5	-11.8	-11.5	-0.3	-0.2	1.6	2.9	2.9	1.9	
Vanguard International Growth Adm	11.3 (1)	-6.0 (1)	4.2 (1)	2.9 (5)	9.6 (1)	7.3 (2)	8.1 (1)	N/A	7.2 (1)	7.2 (1)	08/01/2011
<i>MSCI AC World ex USA Growth (Net)</i>	8.6	-11.2	-3.5	-2.4	4.4	2.9	4.0	4.8	3.8	3.8	
IM International Large Cap Growth Equity (MF) Median	7.9	-15.0	-8.4	-7.6	1.8	0.8	2.9	4.0	3.1	3.1	
Causeway International Value Instl	9.4 (1)	-25.6 (71)	-19.0 (55)	-20.8 (68)	N/A	N/A	N/A	N/A	-12.6 (64)	N/A	04/01/2018
<i>MSCI EAFE Value Index (Net)</i>	5.4	-24.4	-19.9	-20.5	-5.7	-3.7	-0.7	1.3	-12.1	0.6	
IM International Large Cap Value Equity (MF) Median	6.0	-23.9	-18.9	-19.3	-5.6	-3.8	-1.3	0.9	-12.2	-0.2	
Templeton Instl Foreign Smaller Companies Fund Adv	11.9 (5)	-23.8 (78)	-18.3 (81)	-19.2 (85)	-3.9 (42)	-1.5 (60)	1.6 (47)	N/A	2.4 (52)	2.4 (52)	08/01/2011
<i>MSCI AC World ex USA Small Cap (Net)</i>	12.2	-20.4	-12.7	-13.5	-2.2	0.3	2.3	3.8	2.3	2.3	
IM International SMID Cap Core Equity (MF) Median	9.6	-22.4	-15.3	-16.5	-4.2	-0.5	1.3	3.8	2.4	2.4	
Cape Ann Global Developing Markets	6.9 (95)	-25.9 (95)	-20.1 (89)	-20.1 (90)	N/A	N/A	N/A	N/A	-9.5 (88)	N/A	12/01/2018
<i>MSCI Emerging Markets (Net) Index</i>	9.2	-16.6	-10.7	-12.0	0.6	-0.1	0.7	1.4	-2.7	0.0	
IM Emerging Markets Equity (MF) Median	9.4	-17.4	-11.6	-12.0	-0.9	-0.6	0.2	1.2	-2.9	-0.4	
Real Estate	0.0	1.2	3.7	5.3	6.3	7.8	8.3	9.0	8.6	7.1	01/01/2010
<i>NCREIF Fund Index - ODCE (net)</i>	0.0	0.8	3.1	3.9	5.9	7.5	8.9	10.4	10.1	9.3	
Barings Core Property Fund LP	0.0	1.2	3.7	5.3	6.3	7.8	8.3	N/A	8.2	N/A	07/01/2012
<i>NCREIF Fund Index - ODCE (net)</i>	0.0	0.8	3.1	3.9	5.9	7.5	8.9	10.4	8.9	9.3	
Inflation Protection	2.7	-2.1	-0.1	-0.5	-1.3	-3.0	-3.6	N/A	-2.1	N/A	10/01/2011
<i>Short Term Inflation Protection Benchmark</i>	1.7	-3.6	-0.3	-0.6	0.3	-1.7	-2.1	-0.6	-1.0	-2.5	
Vanguard Short-Term Inflation Protection Adm	1.1 (99)	0.3 (77)	1.8 (74)	3.0 (76)	1.9 (74)	1.6 (76)	N/A	N/A	1.1 (81)	N/A	10/01/2013
<i>Bloomberg Barclays US TIPS 0-5 Year Index</i>	1.2	0.5	2.0	3.2	2.0	1.7	1.0	1.5	1.2	1.0	
IM U.S. TIPS (MF) Median	2.9	2.5	4.6	7.0	3.0	2.1	0.9	2.6	1.8	1.6	

Returns for periods less than one year are not annualized. Returns are net of fees unless otherwise noted.

Manager Performance Overview

As of April 30, 2020

	1 Month	YTD	Jul-2019 To Apr-2020	1 Year	3 Years	5 Years	7 Years	10 Years	Since Inception	Aug-2011 To Apr-2020	Inception Date
Parametric Commodity Strategy Instl	1.0 (23)	-20.9 (15)	N/A	N/A	N/A	N/A	N/A	N/A	-17.0 (14)	N/A	12/01/2019
<i>Bloomberg Commodity Index Total Return</i>	-1.5	-24.5	-22.6	-23.2	-8.6	-9.1	-9.9	-7.1	-20.7	-10.0	
IM Commodities General (MF) Median	-0.7	-25.1	-23.2	-25.1	-9.0	-9.2	-10.0	-7.6	-21.2	-10.2	
iShares Gold Trust (IAU)	5.8 (81)	11.7 (15)	N/A	N/A	N/A	N/A	N/A	N/A	19.0 (20)	N/A	08/01/2019
<i>LBMA Gold Price PM</i>	5.8	11.8	20.9	32.8	10.4	7.6	2.1	3.7	19.3	0.5	
IM Commodities Precious Metals (MF) Median	6.1	4.6	15.2	23.5	6.3	4.4	-1.3	1.0	12.1	-3.4	

The inception date expressed on the Manager Performance Overview page(s) represents the first day of the first full month following the purchase of the investment. Performance figures shown at the fund level begin on this inception date. Your performance may differ slightly if the fund was purchased during the previous month. Actual performance is captured at the total plan level.

Investment returns are derived from custodian valuations and may deviate slightly from fund level returns displayed in other pages in your report which can result in minor differences in universe rankings. Mutual fund performance may differ from the current share class historical performance due to share class exchanges. ETF returns by convention can be different from the product return.

Barings Core Property is valued as of previous quarter-end.

New Hires Plan

Asset Allocation

As of April 30, 2020

	Asset Allocation (\$)	Asset Allocation (%)	Target Allocation (%)	Differences (%)
Total Plan	848,388	100.0	100.0	0.0
Short Term Liquidity	28,869	3.4	0.0	3.4
Wells Fargo Government Money Market	28,869	3.4	0.0	3.4
Fixed Income	466,409	55.0	60.0	-5.0
Vanguard Total Bond Market Index Adm	466,409	55.0	60.0	-5.0
Domestic Equity	178,131	21.0	20.0	1.0
Vanguard Total Stock Market Index Adm	178,131	21.0	20.0	1.0
International Equity	174,979	20.6	20.0	0.6
Vanguard Total International Stock Index Adm	174,979	20.6	20.0	0.6

Investments with a zero balance were held in the portfolio during the reporting period and will be removed once they no longer impact portfolio performance. Asset Allocation weightings may not add up to 100% due to rounding.

Town of Glastonbury, CT New Hires

Performance Update As Of April 30, 2020

Portfolio Performance

	Value	Performance(%)							Inception Date
		1 Month	YTD	Jul-2019 To Apr-2020	1 Year	3 Years	5 Years	Since Inception	
Total Plan	848,388	5.2	-0.5	4.4	6.1	4.8	N/A	4.7	12/01/2015
<i>New Hires Blended Benchmark</i>		5.3	-2.7	2.2	4.3	5.0	N/A	5.3	12/01/2015

Calendar Year Performance

	2019	2018	2017	2016	2015	2014	2013
Total Plan	15.0	-3.4	7.6	4.1	N/A	N/A	N/A
<i>New Hires Blended Benchmark</i>	15.7	-3.8	11.4	5.2	N/A	N/A	N/A

Allocation Mandate

Dec-2015

	Weight (%)
Blmbg. Barc. U.S. Aggregate Index	60.00
CRSP US Total Market Spliced Index	20.00
FTSE Global All Cap ex US Spliced Index	20.00

The allocation mandate represents the current benchmark composition for the portfolio. Please keep in mind that the investment objective may have changed over time.

Manager Performance Overview

As of April 30, 2020

	1 Month	YTD	Jul-2019 To Apr-2020	1 Year	3 Years	5 Years	Since Inception	Inception Date
Total Plan	5.2	-0.5	4.4	6.1	4.8	N/A	4.7	12/01/2015
<i>New Hires Blended Benchmark</i>	5.3	-2.7	2.2	4.3	5.0	N/A	5.3	
<i>New Hires Secondary Benchmark</i>	4.0	-1.6	2.4	4.2	4.4	N/A	4.5	
Wells Fargo Government Money Market	0.0	0.3	1.3	1.7	1.6	N/A	1.2	12/01/2015
<i>90 Day U.S. Treasury Bill</i>	0.0	0.6	1.6	2.1	1.8	N/A	1.3	
Fixed Income	1.7	5.0	7.5	10.8	5.1	N/A	4.3	12/01/2015
<i>Blmbg. Barc. U.S. Aggregate Index</i>	1.8	5.0	7.6	10.8	5.2	N/A	4.4	
Vanguard Total Bond Market Index Adm	1.7 (87)	5.0 (16)	7.5 (13)	10.8 (14)	5.1 (13)	N/A	4.3 (20)	12/01/2015
<i>Blmbg. Barc. U.S. Aggregate Index</i>	1.8	5.0	7.6	10.8	5.2	N/A	4.4	
IM U.S. Broad Market Core Fixed Income (MF) Median	2.5	3.2	5.5	8.6	4.3	N/A	3.9	
Domestic Equity	13.3	-10.4	-1.2	-1.1	8.0	N/A	9.4	12/01/2015
<i>CRSP US Total Market Spliced Index</i>	13.3	-10.4	-1.2	-1.1	8.0	N/A	9.4	
Vanguard Total Stock Market Index Adm	13.3 (40)	-10.4 (32)	-1.2 (27)	-1.1 (25)	8.0 (19)	N/A	9.4 (14)	12/01/2015
<i>CRSP US Total Market Spliced Index</i>	13.3	-10.4	-1.2	-1.1	8.0	N/A	9.4	
IM U.S. Multi-Cap Core Equity (MF) Median	13.0	-12.0	-4.5	-4.3	5.4	N/A	6.8	
International Equity	8.0	-18.2	-12.3	-12.3	-0.7	N/A	2.4	12/01/2015
<i>FTSE Global All Cap ex US Spliced Index</i>	8.1	-17.8	-11.7	-11.5	-0.4	N/A	2.6	
Vanguard Total International Stock Index Adm	8.0 (31)	-18.2 (40)	-12.3 (36)	-12.3 (40)	-0.7 (28)	N/A	2.4 (2)	12/01/2015
<i>FTSE Global All Cap ex US Spliced Index</i>	8.1	-17.8	-11.7	-11.5	-0.4	N/A	2.6	
IM International Large Cap Core Equity (MF) Median	7.4	-18.7	-13.2	-13.6	-2.1	N/A	-0.2	

The inception date expressed on the Manager Performance Overview page(s) represents the first day of the first full month following the purchase of the investment. Performance figures shown at the fund level begin on this inception date. Your performance may differ slightly if the fund was purchased during the previous month. Actual performance is captured at the total plan level.

Investment returns are derived from custodian valuations and may deviate slightly from fund level returns displayed in other pages in your report which can result in minor differences in universe rankings. Mutual fund performance may differ from the current share class's historical performance due to share class exchanges.

The Secondary Benchmark consists of 20% 90 Day US Treasury Bill, 50% Bloomberg Barclays US Aggregate, 15% Russell 3000 Index, and 15% MSCI AC World ex USA (Net).

Returns for periods less than one year are not annualized. Returns are net of fees unless otherwise noted.

Data Source Acknowledgements, Links and Disclaimers

Bloomberg Barclays Global Indices, BLOOMBERG is a trademark and service mark of Bloomberg Finance L.P. and its affiliates (collectively “Bloomberg”). BARCLAYS is a trademark and service mark of Barclays Bank Plc (collectively with its affiliates, “Barclays”), used under license. Bloomberg Finance L.P. and its affiliates (collectively, “Bloomberg”) or Bloomberg’s licensors own all proprietary rights in the BLOOMBERG BARCLAYS INDICES. For more information please visit <https://www.bloomberg.com/professional/product/indices/bloomberg-barclays-indices/#/>

ICE®BofAML® Bond Indices, © Copyright 2018 Intercontinental Exchange, Inc. ICE® and ICE® BofAML® are registered trademarks owned by Intercontinental Exchange, Inc. For additional information please visit <https://www.theice.com/market-data/indices>

Credit Suisse, Copyright © 1997-2018 Credit Suisse Group AG and/or its affiliates. All rights reserved. For more information please visit https://research-doc.credit-suisse.com/docView?language=ENG&format=PDF&source_id=csplusresearchcp&document_id=807177640&serialid=RoryRQMgHsUxy1uzjtLu2wRwt4tIClfpGXmKix%2Fws84%3D

FTSE Russell & FTSE Nareit Indices, © Copyright FTSE Russell 2018; “FTSE Russell” is a trading name of FTSE International Limited (“FTSE”) and Frank Russell Company (“Russell”) and their respective subsidiary undertakings, which are members of the London Stock Exchange Group plc group. Nareit is the exclusive registered trademark of the National Association of Real Estate Investment Trusts. All rights in the Indexes vest in FTSE and Nareit. For more information please visit <https://www.ftserussell.com/index-series/index-spotlights>

S&P Dow Jones Indices, Copyright © 2018 S&P Dow Jones Indices LLC, a division of S&P Global. All rights reserved. For more information please visit <https://us.spindices.com/index-literacy/>

MSCI Indices, MSCI Inc. and all other service marks referred to herein are the exclusive property of MSCI and its affiliates. All MSCI indices are the exclusive property of MSCI and may not be used in any way without express written permission of MSCI. ©Copyright 2018 by MSCI Inc. All rights reserved. For more information please visit <https://www.msci.com/index-methodology>

NCREIF, Copyright © 2018 National Council of Real Estate Investment Fiduciaries. Redistribution of any NCREIF data is not permitted without express written from NCREIF. For more information please visit <https://www.ncreif.org/data-products/>

HFRI® Indices, © 2018 Hedge Fund Research, Inc – All rights reserved. All data and content on HFR Database products are for your informational and personal use only. For more information please visit <https://www.hedgefundresearch.com/hfri-index-methodology>

Disclaimer: The analysis in this report was prepared by Fiduciary Investment Advisors, LLC, utilizing data from third parties and other sources including but not limited to FIA computer software and selected information in the FIA database. Reasonable care has been taken to assure the accuracy of the data contained herein, and comments are objectively stated and are based on facts gathered in good faith. These reports do not constitute investment advice with respect to the purchase, sale or disposition of individual securities. FIA disclaims responsibility, financial or otherwise, for the accuracy or completeness of this report. This report and the information contained herein was prepared solely for the internal business use of our clients. This report is confidential and cannot be reproduced or redistributed to any party other than the intended recipients without the expressed consent of FIA. FIA does not intend to benefit any third-party recipient of its work product or create any legal duty from FIA consents to the release of its work product to such third party. FIA provides a copy of its SEC Form ADV Part II to clients without charge upon request.

Fiduciary Investment Advisors, LLC - 100 Northfield Drive, Windsor, CT 06095, www.fiallc.com, 1-866-466-9412