

TOWN OF GLASTONBURY
GL-2015-14
NEW TOWN FACILITIES AND MAINTENANCE BARN
ADDENDUM NO. 2
NOVEMBER 5, 2014

Bid Due Date: 11/12/14 @ 11:00 A.M.

The attention of bidders submitting proposals for the above-referenced project is called to the following Addendum to the specifications. The items set forth herein, whether of omission, addition, substitution or other change, are all to be included in and form a part of the proposed Contract Documents for the work. Bidders shall acknowledge this Addendum in the Bid Proposal by inserting its number on Page BP-1.

Question 1: *Is there a sewer detail available?*

Answer: Yes, attached to this addendum as SKP1 and SKP2

Question 2: *Does unit cost include slab insulation?*

Answer: Yes.

Question 3: *Who supplies temporary power?*

Answer: Contractor will be responsible for temporary power.

Question 4: *Is this a prevailing wage project?*

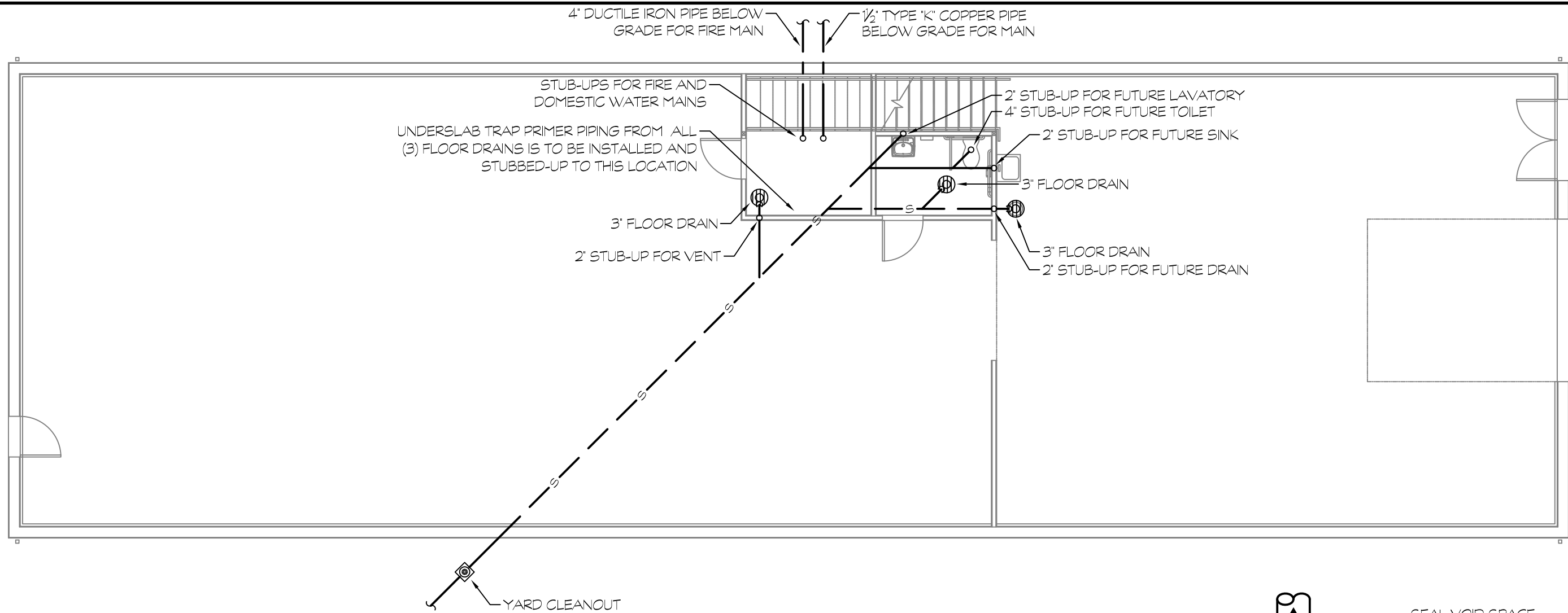
Answer: Yes, prevailing wages are included in this project.

Clarifications:

1. Permits are required. Town portion of permit fee is waived
2. Hours of work are generally 7 a.m. to 3:30 p.m. Monday through Friday. Other hours are available with prior approval.
3. The Town will provide the survey work.
4. The unit cost for 16' of building includes all building components therein. If used, this will be a DEDUCT not an ADD.
5. Change to Water Service Size: Water service for the building shall be a 1 ½" service rather than the 1" shown on the plans. A precast concrete meter pit is also required for the 1 ½" water service and a detail for this meter pit is included as part of this addendum.

Note: This addendum consists of 4 pages including the above text, two sketches (SKP1 & SKP2) and a pit detail.

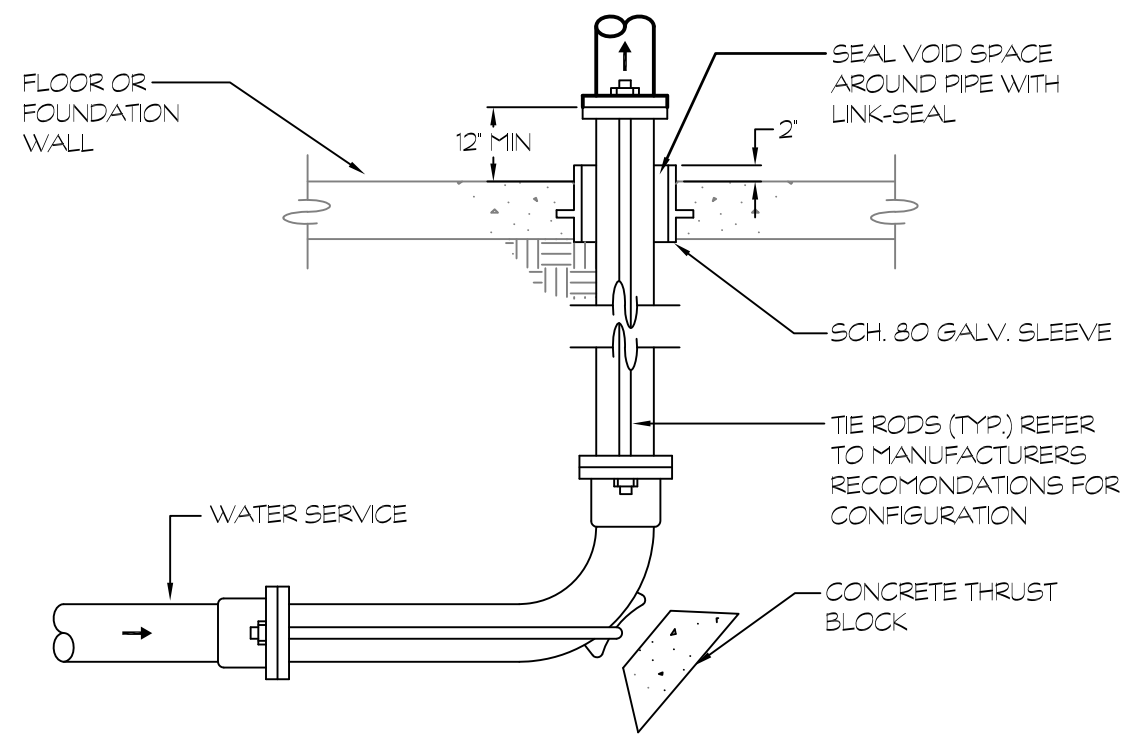
END OF TEXT



PLUMBING BELOW SLAB & STUB-UP PLAN

SCALE: 1/8" = 1'-0"

1
SKP1



WATER SERVICE ENTRY DETAIL

NOT TO SCALE

Project Title: **New Town Facilities and Maintenance Barn**
 Project # **GL-2015-14**
 Glastonbury, CT.
 2109 Main Street, Glastonbury, CT.

Architects / Engineers / Interior Designers
 3100 Whitney Avenue, Hamden, CT 06518-2340
 Tel. 203 230 9007 Fax. 203 230 8247
 silverpetrucelli.com

SILVER/PETRUCELLI + ASSOCIATES

Drawing Number: **SKP1**

Date: **OCT 31, 2014**

Scale: **1/8" = 1'-0"**

Drawn By: **SAM**

Project Number: **13295**

Drawing Title: **Plumbing Below Slab and Stub-Up Plan**

DRAIN SCHEDULE

MARK	FIXTURE, MODEL NUMBER AND DESCRIPTION	ROUGH-IN		
		TRAP	WASTE	VENT
FD	WATTS FD-1100-A5, HEAVY DUTY CAST IRON BODY, BOTTOM OUTLET. 6"X6" SQUARE NICKEL BRONZE TOP, TRAP PRIMER CONNECTION, SEEPAGE PAN AND COMBINATION MEMBRANE FLASHING CLAMP	AS NOTED ON DRWGS.	AS NOTED ON DRWGS.	AS NOTED ON DRWGS.

NOTES:

1. PROVIDE TRAP PRIMERS FOR ALL DRAINS.
2. TRANSITION COUPLINGS AND NO-HUB PIPE SHALL NOT BE INSTALLED BELOW SLAB OR IN ANY BURIED CONDITIONS IN CONTACT WITH EARTH

PIPE AND FITTING SCHEDULE

DESCRIPTION	SIZE	PIPE		FITTING		REMARKS
		TYPE	SCHEDULE	TYPE	RATING	
SOIL, WASTE AND VENT BELOW GROUND	ALL	CI-H&S / PVC	SV / 40	CI / PVC	SV / 40	--
SOIL, WASTE AND VENT BELOW FOOTING	ALL	DI	80	--	--	--
WATER SERVICE PIPING	2-1/2" AND SMALLER	COPPER	TYPE K	CUS	STD	SOFT TEMPERED, NO JOINTS BELOW SLAB
WATER SERVICE PIPING	3" AND LARGER	CLDI	CLASS 52	DIMJ	250	--
TRAP PRIMER PIPING	ALL	PEX	--	--	--	NO JOINTS ALLOWED BELOW SLAB

NOTES:

1. TRANSITION COUPLINGS AND NO-HUB PIPE SHALL NOT BE INSTALLED BELOW SLAB OR IN ANY BURIED CONDITIONS IN CONTACT WITH EARTH

ABBREVIATIONS	DESCRIPTION	ABBREVIATIONS	DESCRIPTION
CI	CAST IRON	NH	NO HUB W/SUPER DUTY HUSKY SD 4000 CLAMP
CLDI	CEMENT LINED DUCTILE IRON	PEX	PEX PIPING
CUS	WROUGHT COPPER SOLDER (95/5)	PVC	POLYVINYL CHLORIDE
DI	DUCTILE IRON	STD	STANDARD
DIMJ	DUCTILE IRON MECHANICAL JOINT	SV	SERVICE WEIGHT
H&S	HUB AND SPIGOT		

Drawing Number: **SKP2**

Date: **OCT 31, 2014**
Scale: **NOT TO SCALE**
Drawn By: **SAM**
Project Number: **19295**

Plumbing Schedules

SILVER/PETRUCELLI + ASSOCIATES
Architects / Engineers / Interior Designers
3100 Whitney Avenue, Hamden, CT 06518-2340
Tel. 203 230-9007 Fax. 203 230-8347
silverpetrucci.com



Project Title:
New Town Facilities and Maintenance Barn
Project # GL-2015-14
Glastonbury, CT.
2109 Main Street, Glastonbury, CT.

THE METROPOLITAN DISTRICT

WATER SERVICES INSTALLATION DETAILS

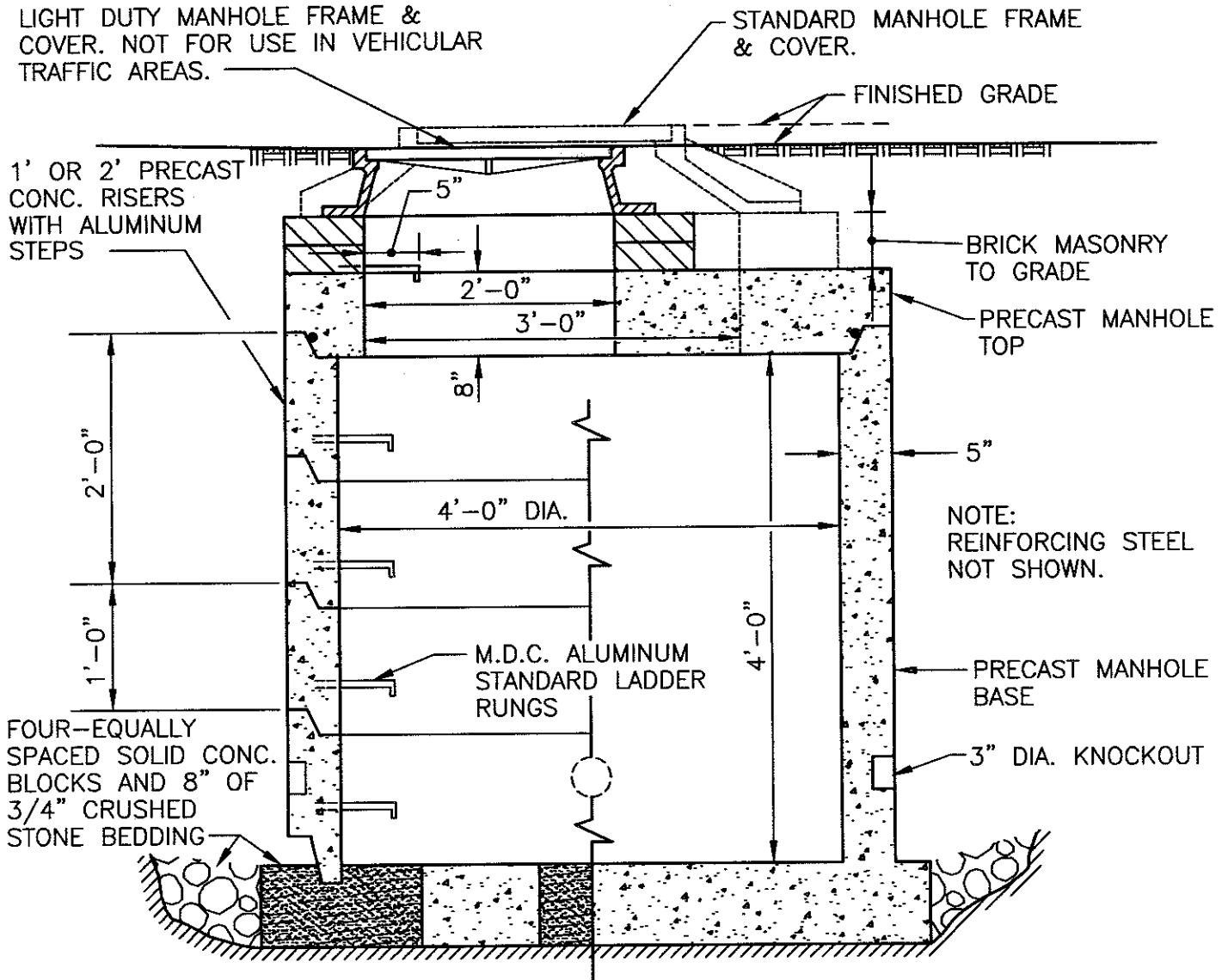


NOTE: PRECAST CONCRETE SPECIFICATIONS

CONCRETE MIN. STRENGTH 4000 P.S.I. IN 28 DAYS

STEEL REINFORCEMENT - A.S.T.M. C-478

CONSTRUCTION JOINT - SEALED WITH BUTYL RUBBER GASKET.



PRECAST METER PIT
(1 1/2" TO 2" SERVICE)

FIGURE - 35